



US00D855017S

(12) **United States Design Patent** (10) **Patent No.:** **US D855,017 S**
Zhou et al. (45) **Date of Patent:** **** Jul. 30, 2019**

(54) **SOLAR CELL**

(71) Applicant: **Flex Ltd.**, Singapore (SG)

(72) Inventors: **Lisong Zhou**, Fremont, CA (US);
Huaming Zhou, Wuxi Jiangsu (CN)

(73) Assignee: **Flex Ltd.**, Singapore (SG)

(*) Notice: This patent is subject to a terminal disclaimer.

(**) Term: **15 Years**

(21) Appl. No.: **29/623,311**

(22) Filed: **Oct. 24, 2017**

(51) **LOC (11) Cl.** **13-02**

(52) **U.S. Cl.**
USPC **D13/102**

(58) **Field of Classification Search**
USPC D13/101, 102, 118, 184, 199
CPC H02J 7/0042; H02J 7/0045; H02J 7/0052;
H01R 31/06; H01R 24/38; H01L 31/042;
H01L 31/045; H01L 31/046; H01L
31/048; H01L 31/05; H01L 31/052; H01L
31/0525; H02S 30/00; H02S 20/10; H02S
20/23;

(Continued)

(56) **References Cited**

U.S. PATENT DOCUMENTS

3,340,096 A 9/1967 Mann et al.
3,769,091 A 10/1973 Leinkram et al.
3,811,181 A 5/1974 Leinkram et al.

(Continued)

FOREIGN PATENT DOCUMENTS

CN 102655030 A 9/2012
CN 202977481 U 6/2013

(Continued)

Primary Examiner — Daniel D Bui

(74) *Attorney, Agent, or Firm* — Weber Rosselli & Cannon LLP

(57) **CLAIM**

The ornamental design for a solar cell, as shown and described.



DESCRIPTION

FIG. 1 is a top perspective view of the first embodiment of a solar cell showing our new design; FIG. 2 is a top plan view thereof; FIG. 3 is a bottom plan view thereof; FIG. 4 is a right side elevation view thereof; FIG. 5 is a left side elevation view thereof; FIG. 6 is a back elevation view thereof; FIG. 7 is a front elevation view thereof; FIG. 8 is a top perspective view of the second embodiment of a solar cell showing our new design; FIG. 9 is a top plan view thereof; FIG. 10 is a bottom plan view thereof; FIG. 11 is a right side elevation view thereof; FIG. 12 is a left side elevation view thereof; FIG. 13 is a back elevation view thereof; FIG. 14 is a front elevation view thereof; FIG. 15 is a top perspective view of the third embodiment of a solar cell showing our new design; FIG. 16 is a top plan view thereof; FIG. 17 is a bottom plan view thereof; FIG. 18 is a right side elevation view thereof; FIG. 19 is a left side elevation view thereof; FIG. 20 is a back elevation view thereof; and, FIG. 21 is a front elevation view thereof.

The broken lines shown are included for the purpose of illustrating a portion of the solar cell that form no part of the claimed design.

Applicant reserves the right to amend the claimed invention by showing in solid lines any and all features or portions thereof originally shown in broken lines and/or by showing in broken lines any and all features or portions thereof originally shown in solid lines.

1 Claim, 9 Drawing Sheets



(58) **Field of Classification Search**
 CPC H02S 20/30; H02S 40/34; H02S 40/44;
 F24J 2/52; F03G 6/00
 See application file for complete search history.

(56) **References Cited**

U.S. PATENT DOCUMENTS

3,837,924	A	9/1974	Baron	
4,040,867	A	8/1977	Forestieri et al.	
4,617,421	A	10/1986	Nath et al.	
4,877,460	A	10/1989	Flodl	
5,096,505	A	3/1992	Fraas et al.	
5,547,516	A	8/1996	Luch	
5,575,861	A	11/1996	Younan et al.	
5,735,966	A	4/1998	Luch	
6,232,545	B1	5/2001	Samaras et al.	
6,414,235	B1	7/2002	Luch	
6,459,032	B1	10/2002	Luch	
7,732,243	B2	6/2010	Luch	
7,740,497	B2	6/2010	Nightingale	
7,898,053	B2	3/2011	Luch	
7,898,054	B2	3/2011	Luch	
7,989,692	B2	8/2011	Luch	
7,989,693	B2	8/2011	Luch	
8,007,306	B2	8/2011	Nightingale et al.	
8,033,857	B2	10/2011	Nightingale et al.	
D658,119	S *	4/2012	Bamberg D13/102	
8,198,696	B2	6/2012	Luch	
8,242,351	B2	8/2012	Gibson et al.	
D670,239	S *	11/2012	Kannou D13/102	
D679,650	S *	4/2013	Farris, III D13/102	
8,563,848	B1	10/2013	Wen et al.	
D699,176	S	2/2014	Salomon et al.	
D741,793	S *	10/2015	Lim H01L 31/02243 D13/102	
D742,306	S *	11/2015	Tohoda D13/102	
D762,163	S *	7/2016	Parilla D13/102	
D763,787	S *	8/2016	Parilla D13/102	
D781,230	S	3/2017	Gibson et al.	
D784,254	S	4/2017	Parilla et al.	
D788,027	S	5/2017	Gibson et al.	
9,935,222	B1 *	4/2018	Zhou H01L 31/042	
2003/0121228	A1	7/2003	Stoehr et al.	
2007/0235077	A1	10/2007	Nagata et al.	
2008/0011350	A1	1/2008	Luch	
2008/0216887	A1	9/2008	Hacke et al.	
2008/0314433	A1	12/2008	Luch	
2009/0107538	A1	4/2009	Luch	
2009/0120484	A1	5/2009	Nightingale	
2009/0293941	A1	12/2009	Luch	

2010/0024881	A1	2/2010	Hacke et al.
2010/0078058	A1	4/2010	Nightingale et al.
2010/0108118	A1	5/2010	Luch
2010/0175743	A1	7/2010	Gonzalez et al.
2011/0067754	A1	3/2011	Luch
2011/0126878	A1	6/2011	Hacke et al.
2011/0168238	A1	7/2011	Metin et al.
2011/0186104	A1	8/2011	Shugar et al.
2011/0186107	A1	8/2011	Gibson et al.
2011/0197947	A1	8/2011	Croft
2011/0240096	A1	10/2011	Maheshwari
2011/0315196	A1	12/2011	Gibson et al.
2012/0031461	A1	2/2012	Luch
2012/0125391	A1	5/2012	Pinarbasi et al.
2012/0167945	A1	7/2012	Shugar et al.
2012/0167946	A1	7/2012	Maheshwari et al.
2012/0167947	A1	7/2012	Battaglia, Jr. et al.
2012/0167948	A1	7/2012	Marathe et al.
2012/0171802	A1	7/2012	Luch et al.
2012/0204938	A1	8/2012	Hacke et al.
2012/0211052	A1	8/2012	Marathe et al.
2012/0318318	A1	12/2012	Metin et al.
2012/0318319	A1	12/2012	Pinarbasi et al.
2012/0325282	A1	12/2012	Snow et al.
2013/0032194	A1	2/2013	Gibson et al.
2013/0068827	A1	3/2013	Akimoto
2014/0102502	A1	4/2014	Luch et al.
2016/0172515	A1	6/2016	Shugar et al.
2016/0226438	A1	8/2016	Gibson et al.
2016/0226439	A1	8/2016	Gibson
2017/0301802	A1	10/2017	Gibson
2017/0301821	A1	10/2017	Gibson et al.
2017/0301822	A1	10/2017	Gibson et al.
2017/0336105	A1	11/2017	Au

FOREIGN PATENT DOCUMENTS

CN	203242643	U	10/2013
CN	203445139	U	2/2014
CN	104201227	A	12/2014
CN	104810412	A	7/2015
CN	205609546	U	9/2016
CN	205609547	U	9/2016
CN	205609548	U	9/2016
ES	1073379	U	12/2010
JP	2013140841	A	7/2013
WO	2012091781	A1	7/2012
WO	2012091782	A1	7/2012
WO	2012106003	A1	8/2012
WO	2014/112424	A1	7/2014
WO	2016123559	A1	8/2016

* cited by examiner

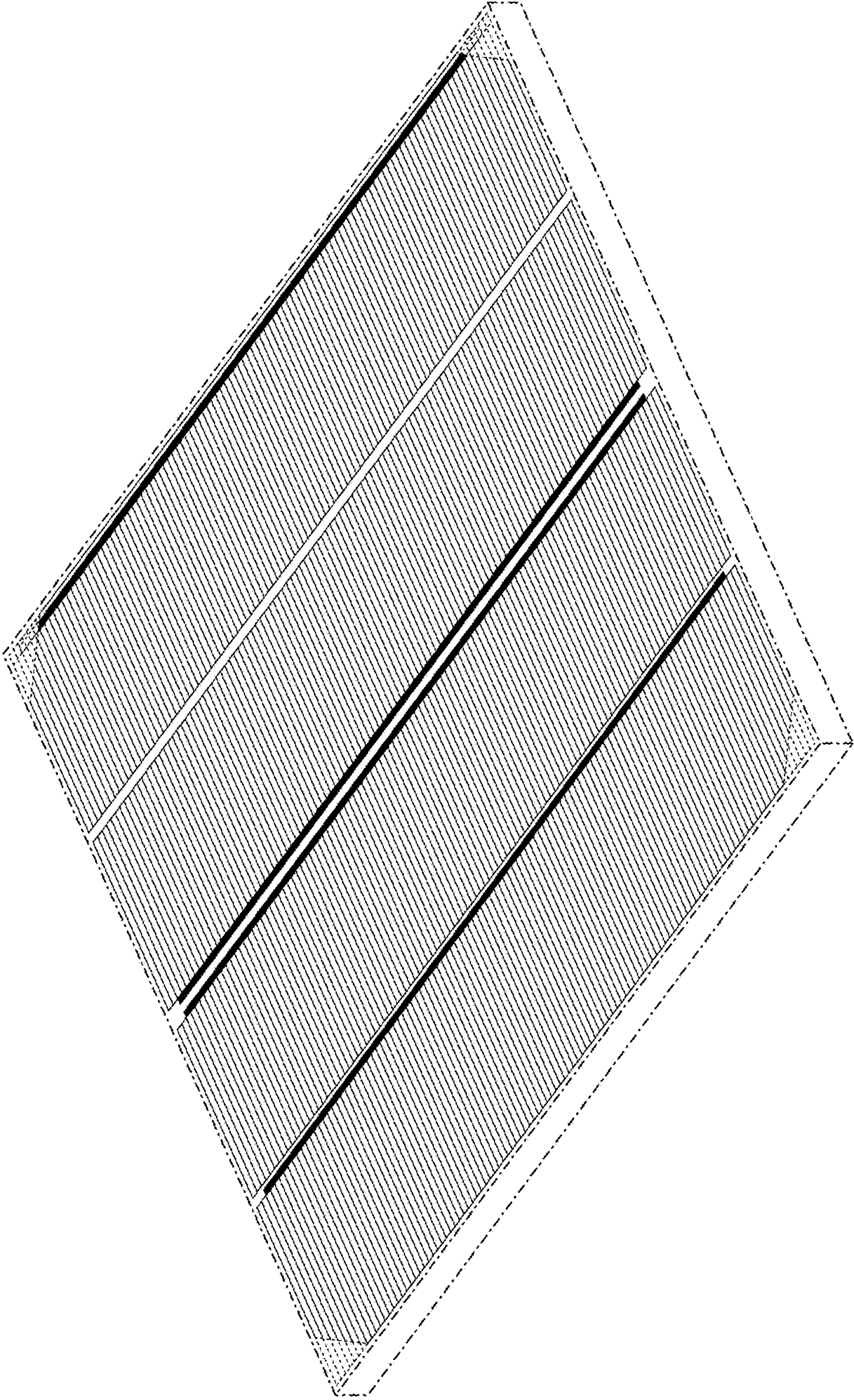


FIG. 1




FIG. 3




FIG. 2




FIG. 4

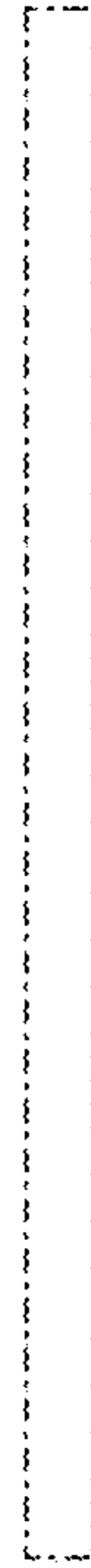


FIG. 5




FIG. 6



FIG. 7




FIG. 8




FIG. 10




FIG. 9

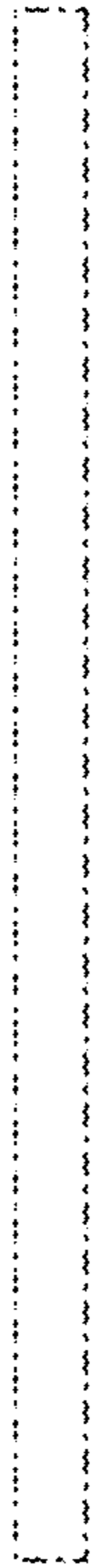


FIG. 11

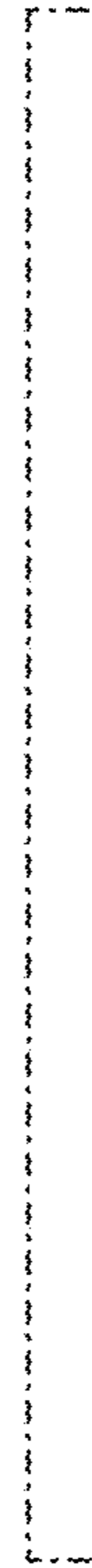


FIG. 12



FIG. 13



FIG. 14




FIG. 15




FIG. 17




FIG. 16

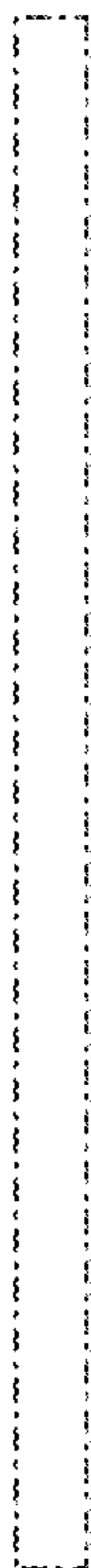


FIG. 18

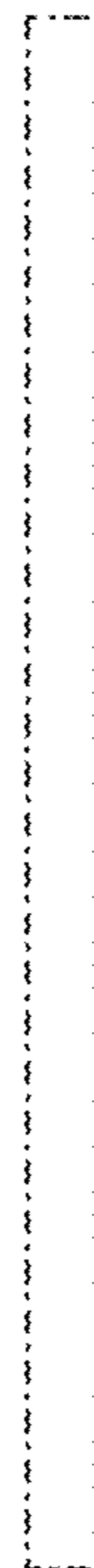


FIG. 19

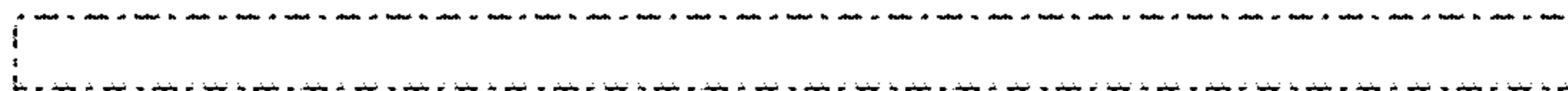


FIG. 20

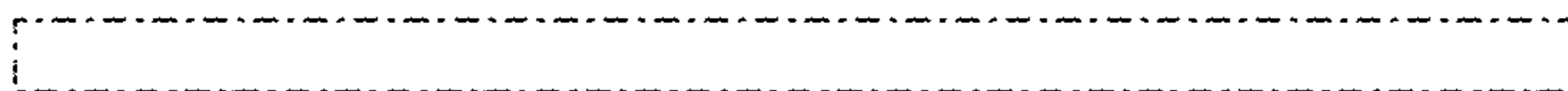


FIG. 21