



US00D563249S

(12) **United States Design Patent** (10) **Patent No.:** **US D563,249 S**
Chen (45) **Date of Patent:** **** Mar. 4, 2008**

(54) **SCAN TOOL**

(75) Inventor: **Ieon Chen**, Laguna Hills, CA (US)

(73) Assignee: **Innova Electronics Corporation**,
Fountain Valley, CA (US)

(**) Term: **14 Years**

(21) Appl. No.: **29/271,222**

(22) Filed: **Jan. 12, 2007**

(51) **LOC (8) Cl.** **10-04**

(52) **U.S. Cl.** **D10/78**

(58) **Field of Classification Search** D10/78;
324/76.12, 426; 340/439; 701/24, 29, 33,
701/35; 702/57

See application file for complete search history.

(56) **References Cited**

U.S. PATENT DOCUMENTS

5,491,418 A	2/1996	Alfaro et al.
5,506,772 A	4/1996	Kubozono et al.
5,519,397 A	5/1996	Chapotot et al.
5,532,927 A	7/1996	Pink et al.
5,541,840 A	7/1996	Gurne et al.
5,657,233 A	8/1997	Cherrington et al.
5,758,300 A	5/1998	Abe
5,875,413 A	2/1999	Vinci
5,916,286 A	6/1999	Seashore et al.
5,935,180 A	8/1999	Fieramosca et al.
6,021,366 A	2/2000	Fieramosca et al.
6,061,638 A	5/2000	Joyce
6,097,998 A	8/2000	Lancki
6,141,608 A	10/2000	Rother
6,225,898 B1	5/2001	Kamiya et al.
6,263,268 B1	7/2001	Nathanson

6,263,322 B1	7/2001	Kirkevold et al.
6,314,422 B1	11/2001	Barker et al.
6,359,442 B1	3/2002	Henningson et al.
6,370,454 B1	4/2002	Moore
6,389,337 B1	5/2002	Kolls
6,434,455 B1	8/2002	Snow et al.
6,459,969 B1	10/2002	Bates et al.
6,535,802 B1	3/2003	Kramer
6,594,579 B1	7/2003	Lowrey et al.
6,604,033 B1	8/2003	Banet et al.

(Continued)

OTHER PUBLICATIONS

Innova Electronics Corporation; Diagnostic Equipment—OBDII Diagnostic Tools; web site (iequus.com).

(Continued)

Primary Examiner—Antoine D. Davis

(74) *Attorney, Agent, or Firm*—Stetina Brunda Garred & Brucker

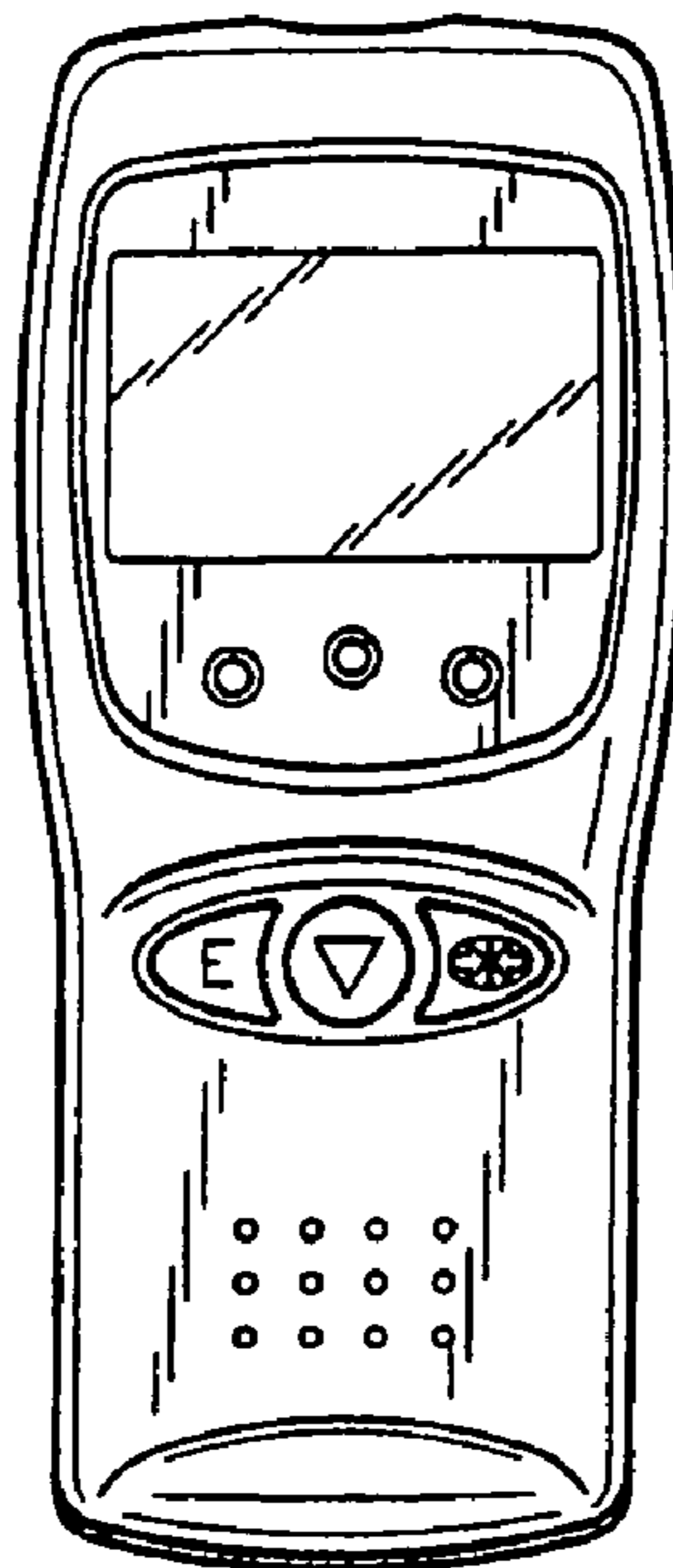
(57) **CLAIM**

The ornamental design for a scan tool, as shown and described.

DESCRIPTION

FIG. 1 is a front view of the invention;
FIG. 2 is a rear view of the invention;
FIG. 3 is a right side view of the invention;
FIG. 4 is a left side view of the invention;
FIG. 5 is a top view of the invention; and,
FIG. 6 is a bottom view of the invention.

1 Claim, 1 Drawing Sheet



US D563,249 S

Page 2

U.S. PATENT DOCUMENTS

6,611,740	B2	8/2003	Lowrey et al.	6,941,203	B2	9/2005	Chen
6,636,790	B1	10/2003	Lightner et al.	6,947,816	B2	9/2005	Chen
6,680,675	B1	1/2004	Suzuki	D519,046	S *	4/2006	Lipscomb et al. D10/78
6,687,584	B2	2/2004	Andreasen et al.	7,073,714	B2	7/2006	Namaky et al.
6,701,233	B2	3/2004	Bertosa et al.	2002/0016655	A1	2/2002	Joeo
6,718,425	B1	4/2004	Pajakowski et al.	2003/0060953	A1	3/2003	Chen
6,771,073	B2	8/2004	Henningson et al.	2003/0125851	A1 *	7/2003	Andreasen et al. 701/29
6,807,469	B2	10/2004	Funkhouser et al.	2004/0227523	A1	11/2004	Namaky
D499,034	S *	11/2004	Bras et al. D10/78	2005/0143882	A1	6/2005	Umezawa
6,823,243	B2	11/2004	Chinnadurai et al.	2006/0041348	A1	2/2006	Liebel et al.
6,832,141	B2	12/2004	Skeen et al.	2006/0149437	A1 *	7/2006	Somos 701/29
D501,416	S *	2/2005	Bras et al. D10/78				
6,928,349	B1	8/2005	Namaky et al.				
6,940,270	B2	9/2005	Chen				
6,941,023	B2	9/2005	Shiraishi				

OTHER PUBLICATIONS

Autoxray (a Subsidiary of SPX Corporation);
Autoxray—CodeScout; web site (autoxray.com).

* cited by examiner

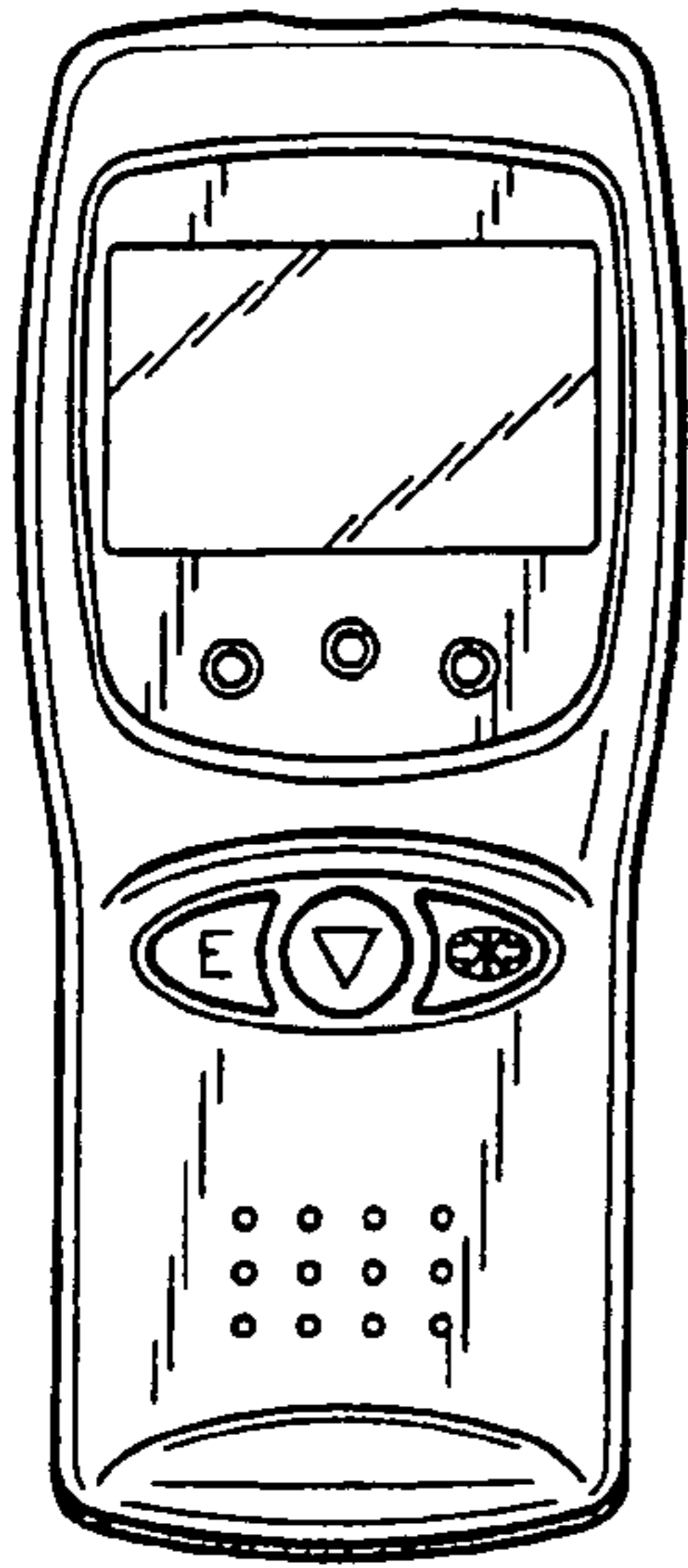


Fig. 1

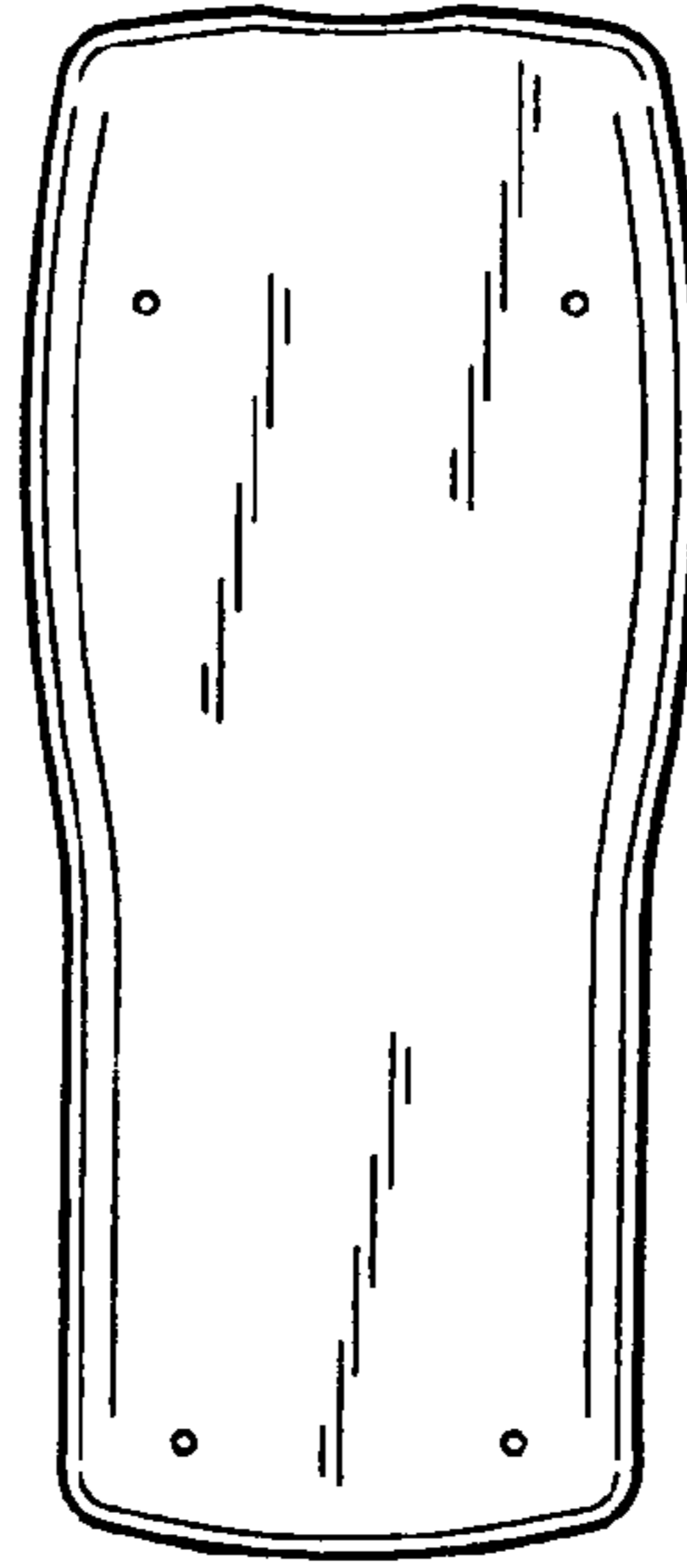


Fig. 3



Fig. 2



Fig. 4

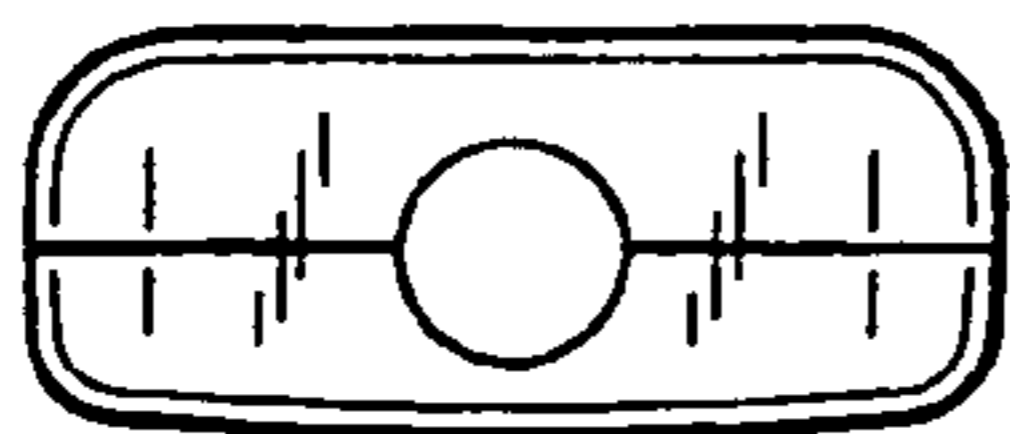


Fig. 5

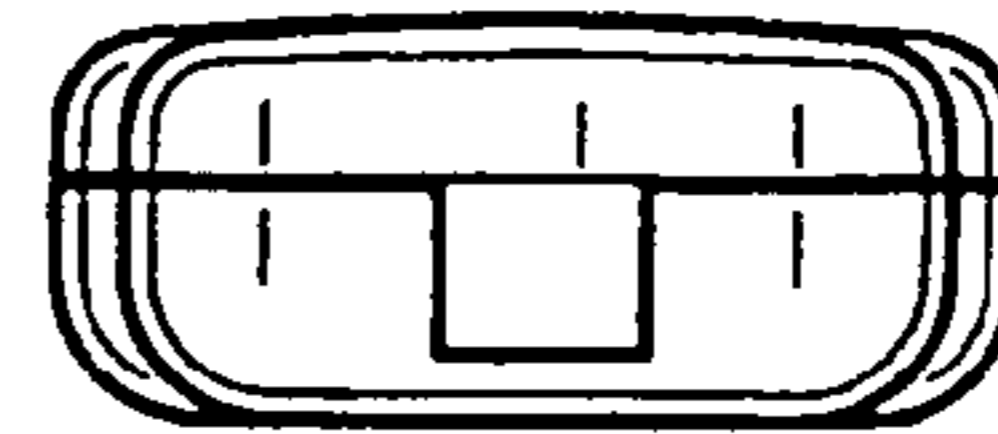


Fig. 6