

US00D864024S

(12) **United States Design Patent**
Römers et al.

(10) **Patent No.:** **US D864,024 S**

(45) **Date of Patent:** **** Oct. 22, 2019**

(54) **MOTOR VEHICLE, TOY AND/OR REPLICAS THEREOF**

(71) Applicant: **AUDI AG**, Ingolstadt (DE)

(72) Inventors: **Philipp Römers**, Ingolstadt (DE);
Frank Lamberty, Ingolstadt (DE);
Sascha Heyde, Ingolstadt (DE)

(73) Assignee: **AUDI AG**, Ingolstadt (DE)

(**) Term: **15 Years**

(21) Appl. No.: **29/657,273**

(22) Filed: **Jul. 20, 2018**

(30) **Foreign Application Priority Data**

May 17, 2018 (EM) 005 271 236

(51) **LOC (12) Cl.** **12-08**

(52) **U.S. Cl.**
USPC **D12/88**

(58) **Field of Classification Search**
USPC D12/86, 90-92, 88; D21/424, 433, 434,
D21/533; 296/181.1-181.5, 183.1
CPC B62D 25/00; B62D 25/06; B62D 33/00;
B62D 35/00
See application file for complete search history.

(56) **References Cited**

U.S. PATENT DOCUMENTS

D637,943 S *	5/2011	Bischoff	D12/92
D671,034 S *	11/2012	Bischoff	D12/91
D671,035 S *	11/2012	Bischoff	D12/91
D690,231 S *	9/2013	Bischoff	D12/91
D699,157 S *	2/2014	Bischoff	D12/92
D701,145 S *	3/2014	Bischoff	D12/91
D706,174 S *	6/2014	Garand	D12/92
D712,788 S *	9/2014	Bischoff	D12/91

D714,689 S *	10/2014	Bischoff	D12/92
D715,693 S *	10/2014	Lamberty	D12/92
D740,177 S *	10/2015	Callum	D12/92
D740,178 S *	10/2015	Bischoff	D12/92
D748,534 S *	2/2016	Bischoff	D12/92
D756,849 S *	5/2016	Garcia Lopez	D12/92
D761,697 S *	7/2016	Bischoff	D12/92
D764,352 S *	8/2016	Pires	D12/92
D767,448 S *	9/2016	Leu	D12/92
D783,457 S *	4/2017	Wehrli	D12/92
D801,873 S *	11/2017	Lamberty	D12/92
D802,483 S *	11/2017	Fahr-Becker	D12/92
D804,362 S *	12/2017	Jung	D12/92
D814,356 S *	4/2018	Lamberty	D12/92
D829,130 S *	9/2018	Lee	D12/91
D834,452 S *	11/2018	Kim	D12/91
D841,519 S *	2/2019	Bischoff	D12/91

* cited by examiner

Primary Examiner — Melody N Brown

(74) *Attorney, Agent, or Firm* — Lucas & Mercanti, LLP;
Klaus P. Stoffel

(57) **CLAIM**

The ornamental design for a motor vehicle, toy and/or replicas thereof, as shown and described.

DESCRIPTION

FIG. 1 is a front and right side perspective view of a motor vehicle, toy and/or other replicas thereof showing our new design;

FIG. 2 is a rear and right side perspective view thereof;

FIG. 3 is a front view thereof;

FIG. 4 is a rear view thereof;

FIG. 5 is a right side view thereof;

FIG. 6 is a left side view thereof; and,

FIG. 7 is a top view thereof.

The wheels, lights and interior of the motor vehicle do not form part of the claimed design.

1 Claim, 4 Drawing Sheets





Fig. 1



Fig. 2




Fig. 3




Fig. 4




Fig. 5




Fig. 6

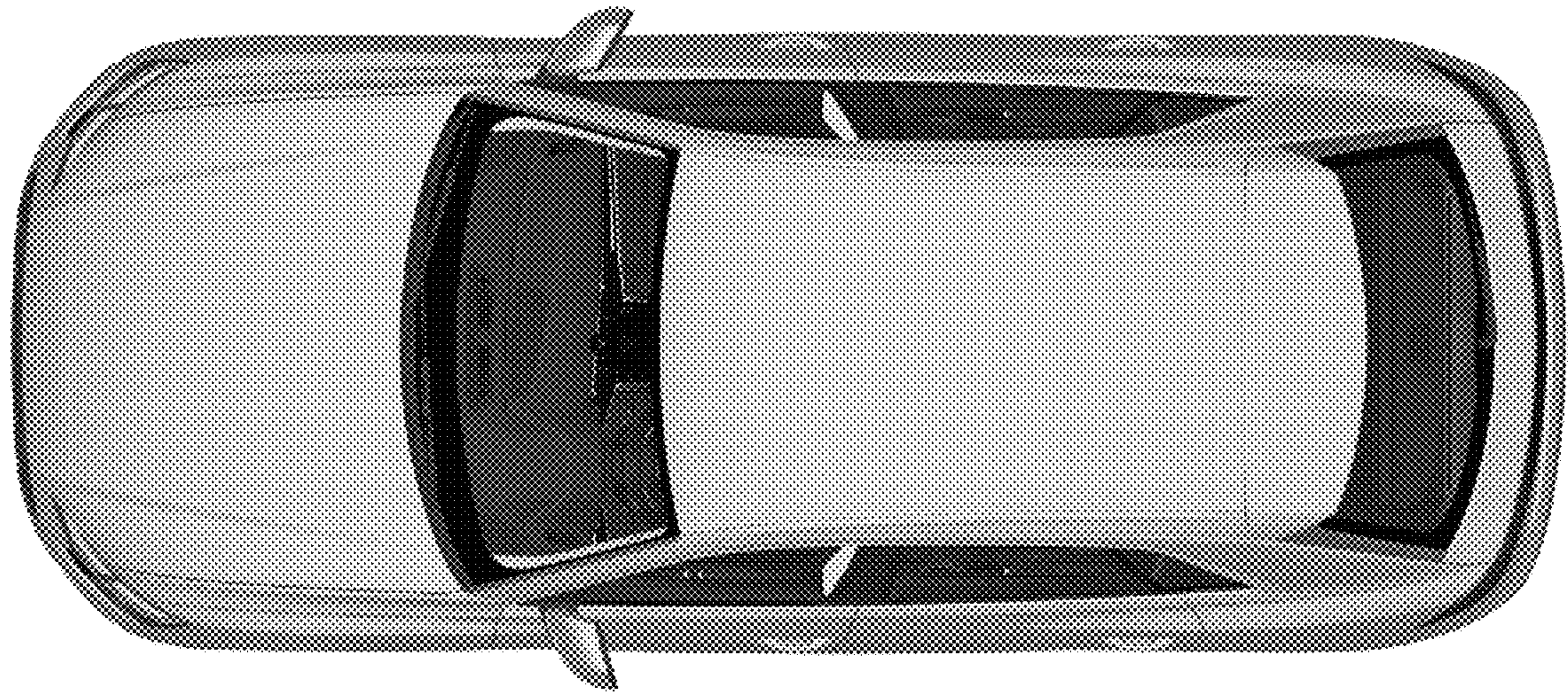


Fig. 7