



US006757907B1

(12) **United States Patent**  
**Schumacher et al.**

(10) **Patent No.:** **US 6,757,907 B1**  
(45) **Date of Patent:** **Jun. 29, 2004**

(54) **DISPLAY SELECTION IN A VIDEO-ON-DEMAND SYSTEM**  
(75) Inventors: **James Schumacher**, Oakland, CA (US); **Mike O'Brien**, Pacifica, CA (US); **Jay Cee Straley**, San Carlos, CA (US)

(73) Assignee: **Sprint Communications Company, L.P.**, Overland Park, KS (US)

(\* ) Notice: Subject to any disclaimer, the term of this patent is extended or adjusted under 35 U.S.C. 154(b) by 0 days.

(21) Appl. No.: **09/501,055**

(22) Filed: **Feb. 9, 2000**

(51) **Int. Cl.**<sup>7</sup> ..... **H04N 7/173**; H04N 8/16

(52) **U.S. Cl.** ..... **725/87**; 725/91; 725/93; 725/109; 725/110; 725/116; 725/118; 348/460; 348/552; 348/734

(58) **Field of Search** ..... 725/109, 110, 725/121, 122, 106, 108, 133, 141, 58, 86-104, 1-8, 112, 113, 114, 116, 117, 118; 348/460, 552, 734

(56) **References Cited**

**U.S. PATENT DOCUMENTS**

5,488,412 A	*	1/1996	Majeti et al.	725/111
5,574,779 A	*	11/1996	Ely et al.	379/221.09
5,594,490 A	*	1/1997	Dawson et al.	725/67
5,761,602 A	*	6/1998	Wagner et al.	725/34
5,928,327 A	*	7/1999	Wang et al.	725/88
5,930,250 A	*	7/1999	Klok et al.	370/352
5,969,714 A	*	10/1999	Butcher	345/719
6,012,090 A	*	1/2000	Chung et al.	709/219
6,041,356 A	*	3/2000	Mohammed	709/227

6,078,810 A	*	6/2000	Olds et al.	455/428
6,105,060 A	*	8/2000	Rothblatt	709/219
6,157,809 A	*	12/2000	Kambayashi	725/91
6,191,806 B1	*	2/2001	Mayer	725/1
6,205,485 B1	*	3/2001	Kikinis	709/231
6,219,355 B1	*	4/2001	Brodigan	370/486
6,285,660 B1	*	9/2001	Ronen	370/259
6,314,573 B1	*	11/2001	Gordon et al.	725/61
6,392,664 B1	*	5/2002	White et al.	345/717
6,421,728 B1	*	7/2002	Mohammed et al.	709/227
6,430,603 B2	*	8/2002	Hunter	709/207
6,480,753 B1	*	11/2002	Calder et al.	700/83
6,484,318 B1	*	11/2002	Shioda et al.	725/110
6,542,500 B1	*	4/2003	Gerszberg et al.	370/354
6,577,414 B1	*	6/2003	Feldman et al.	725/129
6,604,240 B2	*	8/2003	Ellis et al.	725/45

\* cited by examiner

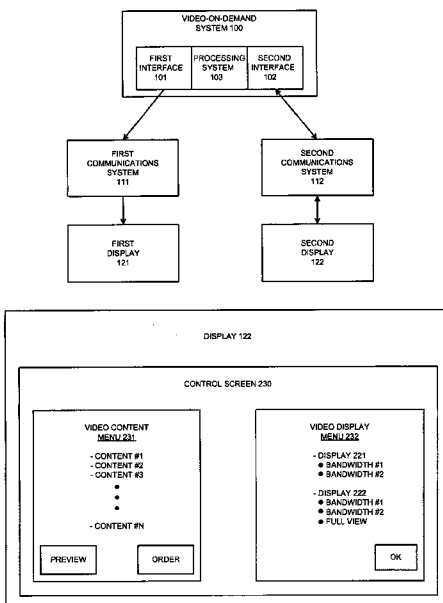
*Primary Examiner*—John Miller

*Assistant Examiner*—Annan Q. Shang

(57) **ABSTRACT**

A video-on-demand system transfers a control screen signal to a second communication system and receives a viewer control signal from the second communication system. The video-on-demand system transfers video signals to either a first communication system or the second communication system based on the viewer control signal. The second communication system uses less bandwidth to transfer the video signals than the first communications system. The control screen could be a web page that includes: 1) a video display menu with a selection of displays and bandwidths to display the video signals, 2) a video content menu with a video preview selection, and/or 3) a video display control menu comprising play, pause, rewind, fast forward, and stop. The video-on-demand system implements the control screen menu selections.

**53 Claims, 7 Drawing Sheets**



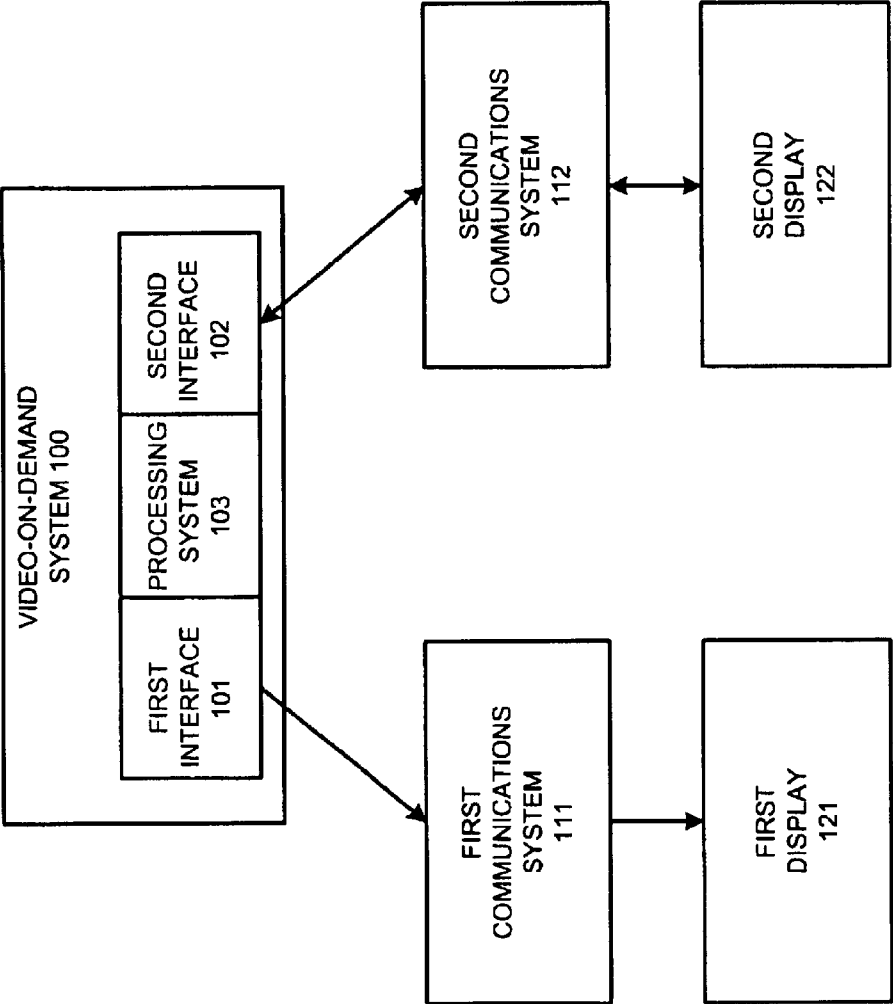


FIG. 1

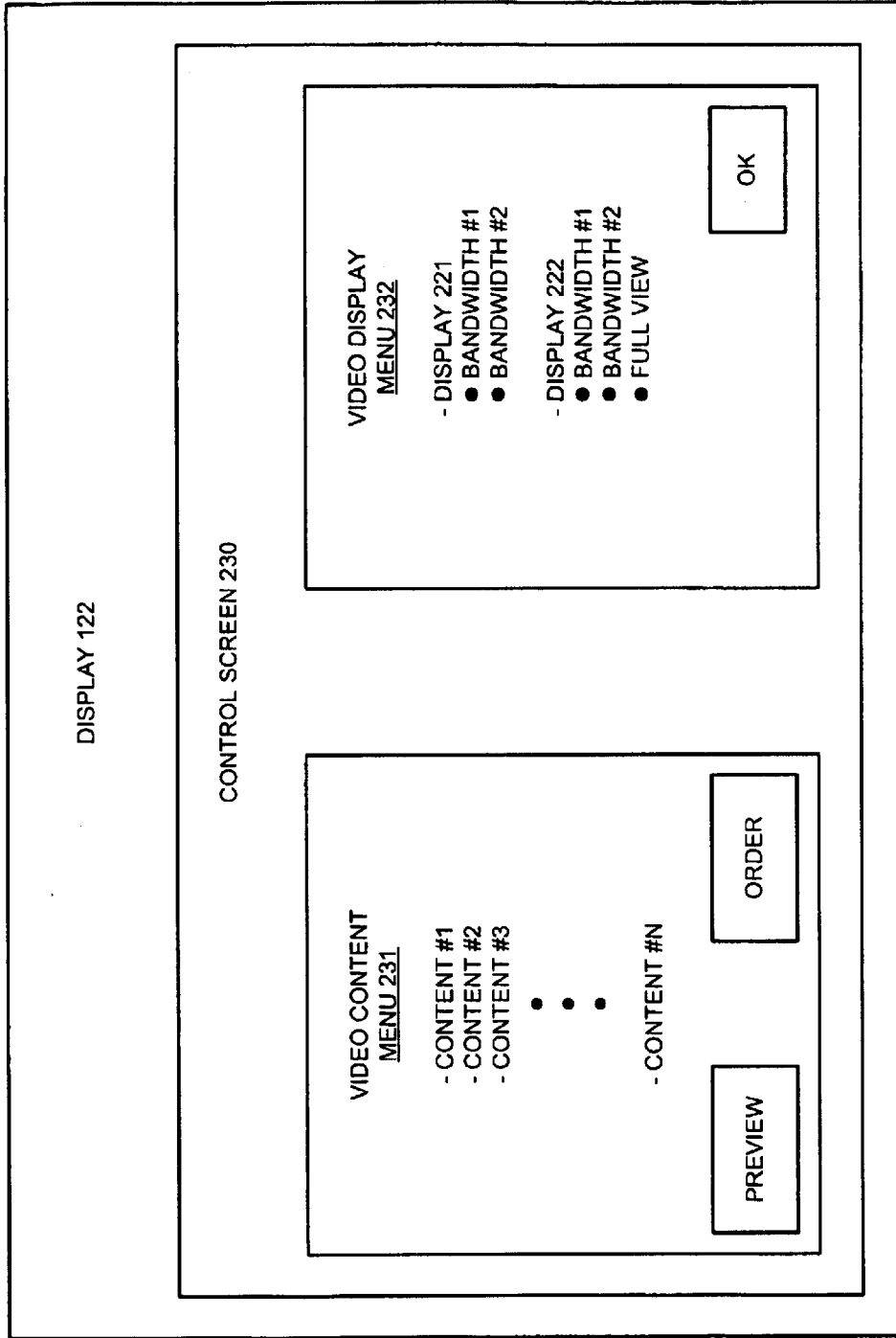


FIG. 2

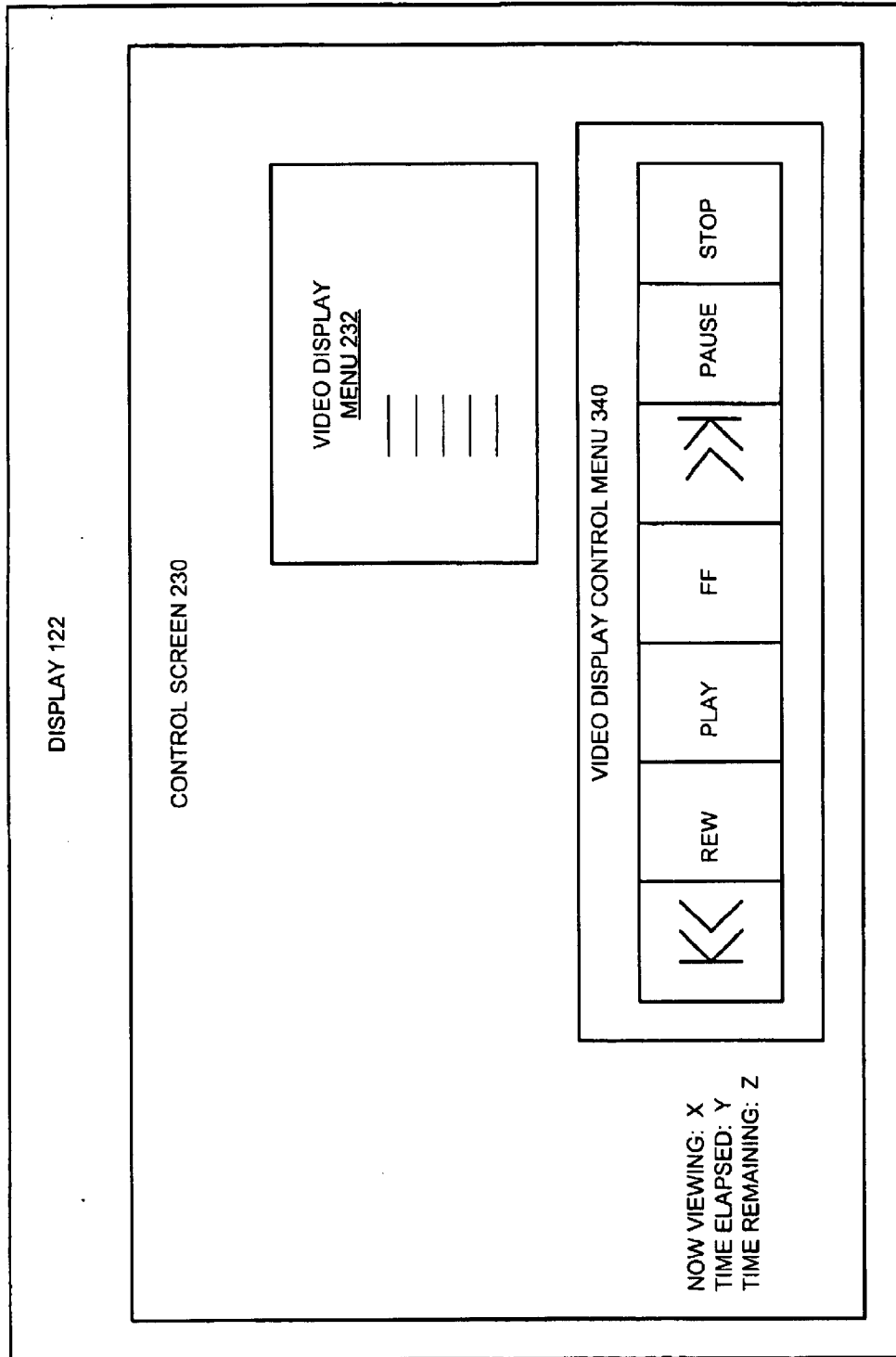


FIG. 3

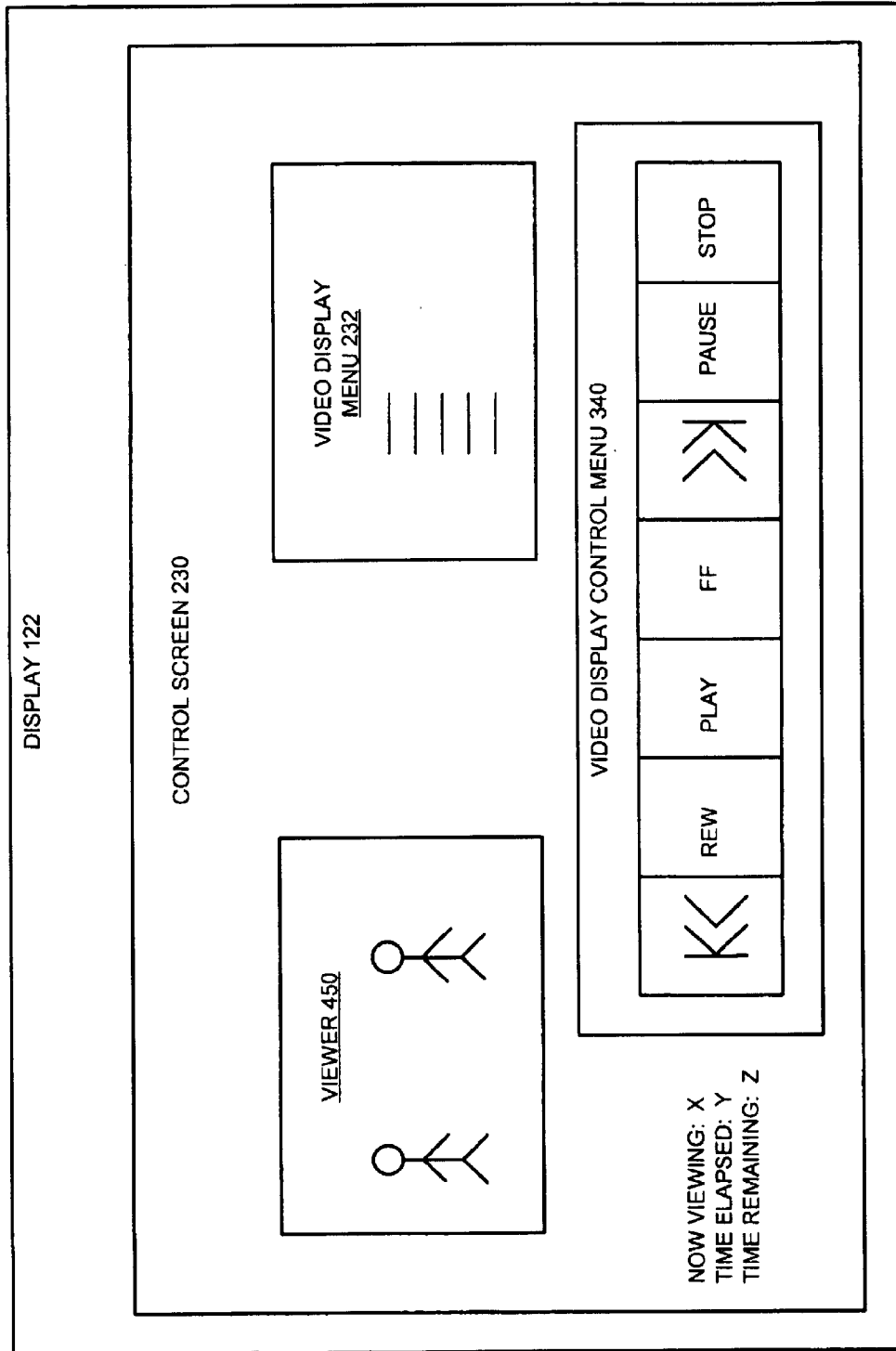


FIG. 4

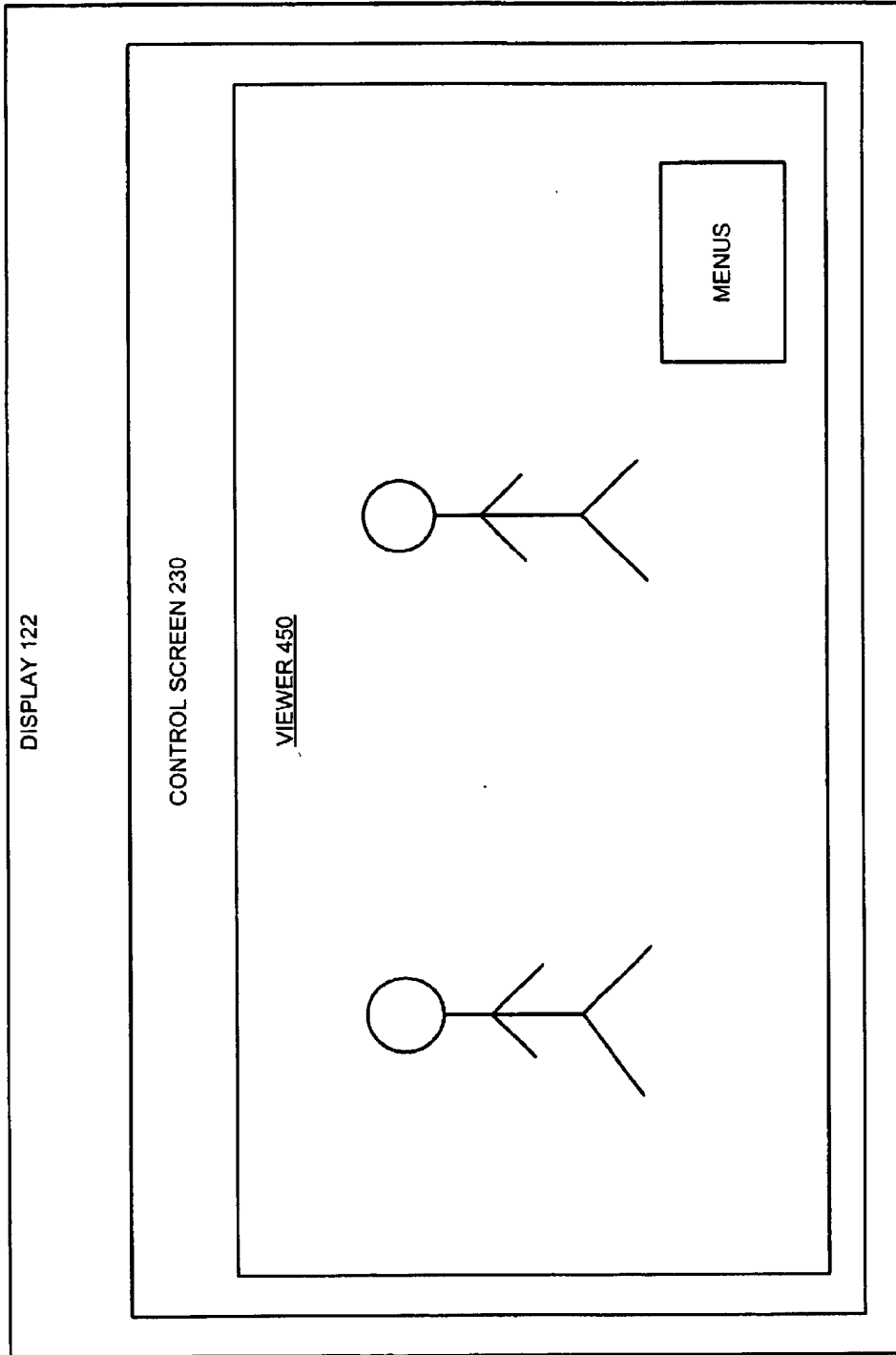


FIG. 5

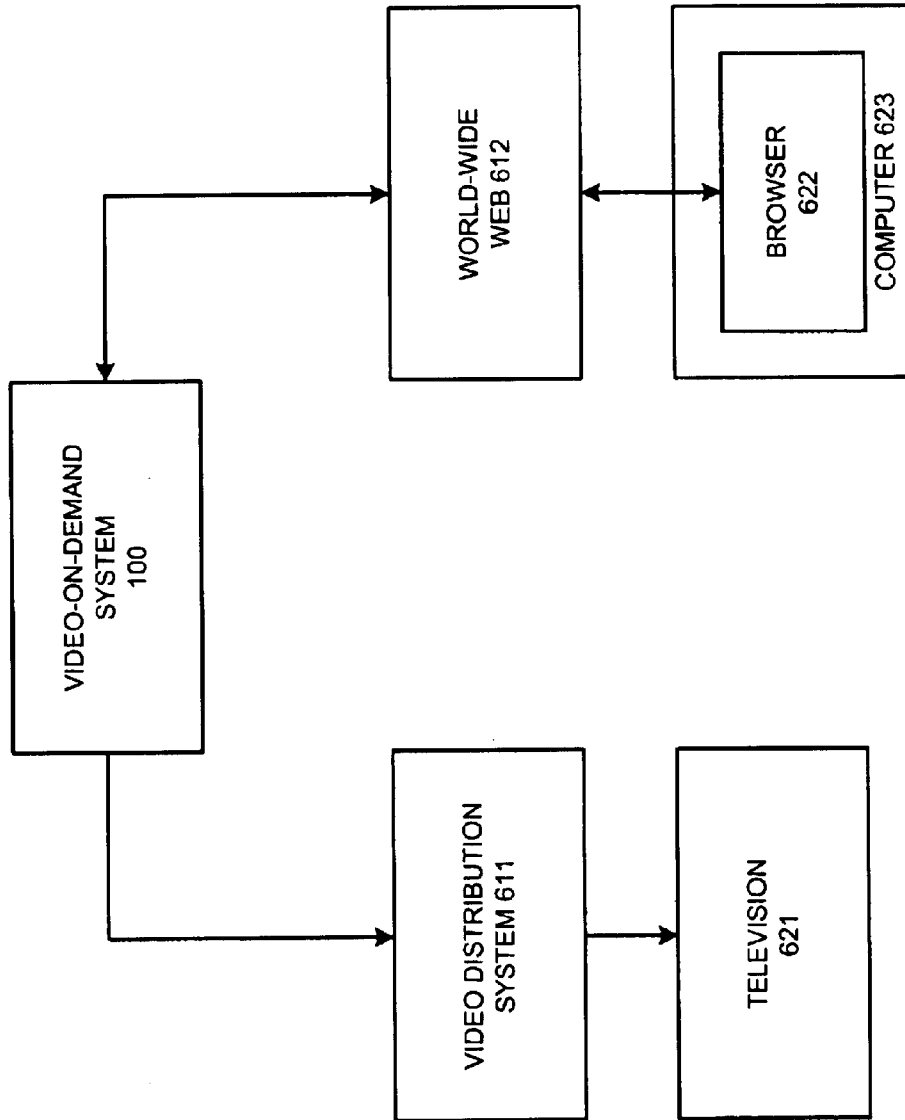


FIG. 6

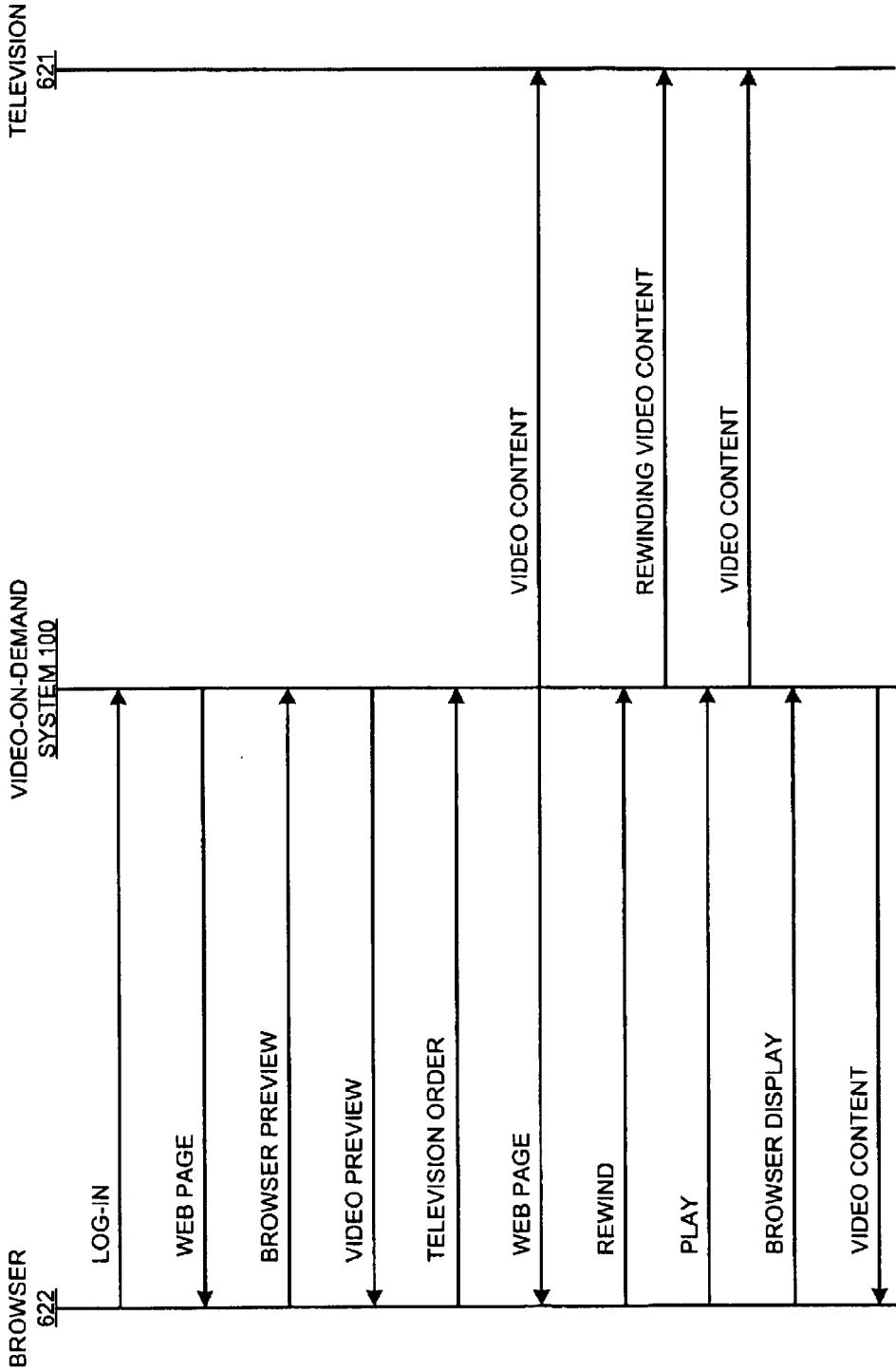


FIG. 7



**DISPLAY SELECTION IN A VIDEO-ON-DEMAND SYSTEM**

**RELATED APPLICATIONS**

Not applicable

**FEDERALLY SPONSORED RESEARCH OR DEVELOPMENT**

Not applicable

**MICROFICHE APPENDIX**

Not applicable

**BACKGROUND OF THE INVENTION**

1. Field of the Invention

The invention is related to the field of video systems, and in particular, to a video-on-demand system that provides a viewer with a selection of displays for viewing video.

2. Description of the Prior Art

Video-on-demand systems are currently being designed and implemented. The video-on-demand system offers an individual viewer various selections from a video content library for viewing on-demand. Some examples of video content include movies, television shows, documentaries, news, and sports. The video-on-demand system receives a request from the viewer to view a particular selection from the video content library. In response to the request, the video-on-demand system transfers the selected video content over a communication system to the viewer's display. Thus, the video-on-demand system allows a viewer to immediately view selected video content.

Video-on-demand systems use a television set-top box for remote control. Using the set-top box, the viewer may view a video content menu on the television and order video content for display on the television. Unfortunately, the set-top box is a special component that is closely coupled to the television. The set-top box does not have a video display and is not mobile. The set-top box does not offer a selection of displays or bandwidths.

**SUMMARY OF THE INVENTION**

The invention solves the above problems with a video-on-demand system that uses a second communications system and display. The second communications system could be the web, and the second display could be a web browser running on a portable computer. Advantageously, the viewer can preview video content on their portable computer using a cheap web connection before selecting video content for television viewing. The portable computer has many other uses and eliminates the cost of a special television set-top box.

The video-on-demand system transfers a control screen signal to a second communication system and receives a viewer control signal from the second communication system. The video-on-demand system transfers video signals to either a first communication system or the second communication system based on the viewer control signal. The second communication system uses less bandwidth to transfer the video signals than the first communications system. The control screen could be a web page that includes: 1) a video display menu with a selection of displays and bandwidths to display the video signals, 2) a video content menu with a video preview selection, and/or 3) a video display

control menu comprising play, pause, rewind, fast forward, and stop. The video-on-demand system implements the control screen menu selections.

**BRIEF DESCRIPTION OF THE DRAWINGS**

The same reference number represents the same element on all drawings.

FIG. 1 is a block diagram that illustrates the configuration and operating environment for a video-on-demand system in an example of the invention.

FIG. 2 is a block diagram that illustrates a control screen on a display in an example of the invention.

FIG. 3 is a block diagram that illustrates a control screen on a display in an example of the invention.

FIG. 4 is a block diagram that illustrates a control screen on a display in an example of the invention.

FIG. 5 is a block diagram that illustrates a control screen on a display in an example of the invention.

FIG. 6 is a block diagram that illustrates the configuration of a web-based system in an example of the invention.

FIG. 7 is a message sequence chart that illustrates the operation of a web-based system in an example of the invention.

**DETAILED DESCRIPTION**

**System Configuration—FIG. 1**

FIG. 1 is a block diagram that illustrates a video-on-demand system **100** and its operating environment in an example of the invention. The video-on-demand system **100** comprises a first communication interface **101** and a second communication interface **102** that are each coupled to a processing system **103**. The first communication interface **101** is coupled to a first communication system **111**. The first communication system **111** is coupled to a first display **121**. The second communication interface **102** is coupled to a second communication system **112**. The second communication system **112** is coupled to a second display **122**. The second communication system **112** uses less bandwidth to transfer video than the first communication system **111**.

Some examples of the first communication system **111** include optical fiber systems, wire cable systems, and wireless link systems. One example of the second communication system **112** is the Internet, and in particular, the World-Wide Web (web). One example of the first display **121** is a television. One example of the second display **122** is a portable personal computer with a browser.

The video-on-demand system **100** could comprise a conventional computer platform that is configured with software and conventional communication interfaces. The software directs the computer platform to operate as follows. The processing system **103** transfers a control screen signal to the second communication interface **102**. The second communication interface **102** transfers the control screen signal to the second communication system **112**. The second communication system **112** transfers the control screen signal to the second display **122**. The second display **122** displays the control screen. In some examples of the invention, the control screen is a web page.

In response to viewer input to the control screen, the second display **122** transfers a corresponding viewer control signal to the second communication system **112**. The second communication system **112** transfers the viewer control signal to the second communications interface **102**. The second communication interface **102** transfers the control signal to the processing system **103**.

The processing system **103** transfers video signals to either the first communication interface or the second communication interface in response to the viewer control signal. If the first communication interface **101** is used, then the first communication interface **101** transfers the video signals to the first communication system **111**. The first communication system **111** transfers the video signals to the first display **121**. The first display **121** displays the video. If the second communication interface **102** is used, then the second communication interface **102** transfers the video signals to the second communication system **112**. The second communication system **112** transfers the video signals to the second display **122**. The second display **122** displays the video.

#### The Control Screen—FIGS. 2–5

FIGS. 2–5 depict various versions of the control screen **230** that is generated by the video-on-demand system **100**. In particular, the processing system **103** generates and transfers corresponding control screen signals to the second communications interface **102**, and the second communications interface **102** transfers the control screen signals over the second communications system **112** to the display **122**. The display **122** displays the control screen **230** to the viewer in response to the control screen signals.

The viewer chooses menu selections using the display **122**, and the display **122** transfers corresponding menu selection signals to video-on-demand system **100**. In particular, the display **122** transfers the menu selection signals over the second communications system **112** to the second communications interface **102**, and the second communications interface **102** transfers the menu selection signals to the processing system **103**. The processing system **103** controls the video-on-demand system **100** in response to the menu selection signals.

FIG. 2 is block diagram that illustrates a control screen **230** on the display **122** in an example of the invention. The control screen **230** includes a video content menu **231** and a video display menu **232**. The video content menu **231** comprises various menu selections such as movies, documentaries, sports, news, educational material, and games. These menu selections are denoted by content #1, content #2, content #3 . . . content #N on FIG. 2. The video content menu **231** also comprises a preview selection and an order selection. The preview selection allows the viewer to preview the selected video content. The order selection allows the viewer to view the selected video content in its entirety. The video display menu **232** comprises various display characteristics, such as display **221** and display **222**, with various bandwidths for each display. The full view selection in the menu **232** causes the display **122** to use more of the control screen to display the video.

When the viewer selects a preview of video content, the display **122** transfers a video preview selection signal to the second communications system **112** indicating the selected video preview. The second communications system **112** transfers the video preview selection signal to the second communications interface **102**. The second communications interface **102** transfers the video preview selection signal to the processing system **103**.

When the viewer selects video display characteristics, the display **122** transfers a video display menu selection signal to the second communications system **112** indicating the selected video display characteristics. The second communications system **112** transfers the video display menu selection signal to the second communication interface **102**.

The second communications interface **102** transfers the video display menu selection signal to the processing system **103**. The video preview selection signal and the video display menu selection signal could be integrated together.

The processing system **103** processes the video preview selection signal to responsively transfer a preview of the selected video content as video signals. The processing system **103** processes the video display menu selection signal to responsively select either the first communications interface **101** or the second communications interface **102** to transfer the video signals. The selected communication interface then transfers the video signals to the corresponding display over the corresponding communication system. The corresponding display displays the selected video preview in response to the video signals. For example, if the viewer selects a preview of video content #2 on the display **122**, then the video-on-demand system **100** transfers the preview of the video content #2 to the display **122** over the communication system **112**.

When the viewer selects an order for video content, the display **122** transfers a video content menu selection signal to the second communications system **112** indicating the selected video content. The second communications system **112** transfers the video content menu selection signal to the second communications interface **102**. The second communications interface **102** transfers the video content menu selection signal to the processing system **103**.

When the viewer selects video display characteristics, the display **122** transfers a video display menu selection signal to the second communications system **112** indicating the selected video display characteristics. The second communications system **112** transfers the video display menu selection signal to the second communication interface **102**. The second communications interface **102** transfers the video display menu selection signal to the processing system **103**. The video content menu selection signal and the video display menu selection signal could be integrated together.

The processing system **103** processes the video content menu selection signal to responsively transfer the selected video content as video signals. The processing system **103** processes the video display menu selection signal to responsively select either the first communications interface **101** or the second communications interface **102** to transfer the video signals. The selected communication interface then transfers the video signals to the corresponding display over the corresponding communication system. The corresponding display displays the selected video content in response to the video signals. For example, if the viewer selects an order for video content #2 using the display **121**, then the video-on-demand system **100** transfers the video content #2 to the display **121** over the communication system **111**.

FIG. 3 is block diagram that illustrates the control screen **230** on the display **122** in an example of the invention. In this example, the display **121** is currently displaying selected video content. The control screen **230** includes the video display menu **232** and a video display control menu **340**. The video display control menu **340** comprises selections for go-to-beginning, rewind, play, fast forward, go-to-end, pause, and stop.

When the viewer selects one of these video display controls, the display **122** transfers a video display control menu selection signal to the second communications system **112** indicating the selected video display control. The second communications system **112** transfers the video display control menu selection signal to the second communications interface **102**. The second communications interface **102**

transfers the video display control menu selection signal to the processing system 103. The processing system 103 processes the video display control menu selection signal to responsively implement the display control with respect to the video signals. For example, if the viewer selects fast forward using the display 122, then the video-on-demand system 100 fast forwards the video content being transferred to the display 121 over the communication system 111.

FIG. 4 is block diagram that illustrates the control screen 230 on the display 122 in an example of the invention. In this example, the display 122 is currently displaying a selected video preview on a viewer 450. The viewer 450 could also be used to display selected video content in addition to previews. The control screen 230 also includes the video display menu 232 and the video display control menu 340. For example, if the viewer selects fast forward using the display 121, then the video-on-demand system 100 fast forwards the video preview on the viewer 450.

FIG. 5 is block diagram that illustrates the control screen 230 on the display 122 in an example of the invention. In this example, the display 122 is currently displaying selected video content on the viewer 450, and "full screen" has been selected from video display control menu 340. In response to the full screen menu selection, a larger portion of the control screen 230 is used for the viewer 450 to display the video content. If the viewer selects "menus" on the control screen 230, then the display reverts to the control screen of FIG. 4. The full screen menu selection operates in a similar fashion for video previews.

#### Web-based System Configuration and Operation— FIGS. 6–7

FIG. 6 is a block diagram that illustrates the configuration of a web-based system in an example of the invention. The video-on-demand system 100 is coupled to a video distribution system 611 and to the web 612. The video distribution system 611 is coupled to a television 621. The web 612 is coupled to a browser 622 running on a portable computer 623. The video-on-demand system 100 communicates with the television 621 over the video distribution system 611 and with the browser 622 over the web 612. The elements 611, 612, 621, and 622/623 respectively correspond to the elements 111, 112, 121, and 122 of FIG. 1.

FIG. 7 is a message sequence chart that illustrates the operation of the web-based system in an example of the invention. For clarity, the video distribution system 611 and the web 612 are omitted from FIG. 7. The browser 622 logs-in to the system 100, and in response, the system 100 returns a web page to the browser 622. This web page is similar to FIG. 2.

The browser 622 then transfers menu selections to the system 100 for the browser 622 to display a selected video preview using MPEG I. In response, the system 100 transfers the selected MPEG I video preview to the browser 622 for display. This display is similar to either FIG. 4 or 5 depending on the full screen selection.

After the video preview, the browser 622 transfers menu selections to the system 100 for the television 621 to display selected video content using MPEG II. In response, the system 100 transfers the selected MPEG II video content to the television 621. The system 100 also transfers a web page to the browser 622. This web page is similar to FIG. 3.

As the television 621 displays the selected video content, the browser 622 transfers a rewind instruction to the system 100. In response, the system 100 transfers rewinding video content to the television 621. The browser 622 then transfers

a play instruction to the system 100. In response, the system 100 transfers the rewound video content to the television 621.

As the television 621 displays the selected video content, the browser 622 transfers menu selections to the system 100 for the browser 622 to display the selected video content using MPEG I. In response, the system 100 transfers the selected MPEG I video content to the browser 622 for display. This display is similar to either FIG. 4 or 5 depending on the full screen selection. It should be appreciated that the video-on-demand system 100 allows the viewer to select the desired display and bandwidth for selected video previews and content. The viewer can switch between different displays, bandwidths, and videos as desired.

There are numerous variations that are included in various examples of the invention. Both displays could be used simultaneously to view the same or different video. The display 122 could omit the viewer 450 and simply provide VCR type control over the display 121. The displays could be remote from one another or be mobile. For example, the display 122 could be a handheld computer with a browser and a wireless communication interface to the web.

The above-described processing system includes instructions that are stored on storage media. The instructions can be read and executed by a processor. Some examples of instructions are software, program code, and firmware. Some examples of storage media are memory devices, tape, disks, integrated circuits, and servers. The instructions are operational when executed by the processor to direct the processor to operate in accord with the invention. The term "processor" refers to a single processing device or a group of inter-operational processing devices. Some examples of processors are integrated circuits, computers, and logic circuitry. Those skilled in the art are familiar with instructions, processors, and storage media.

Those skilled in the art will appreciate variations of the above-described embodiments that fall within the scope of the invention. As a result, the invention is not limited to the specific examples and illustrations discussed above, but only by the following claims and their equivalents.

We claim:

1. A video-on demand system comprising:

a first communication interface configured to transfer first video signals to a first communication system using a first bandwidth;

a second communication interface configured to transfer a control screen signal and second video signals to a second communication system using a second bandwidth that is less than the first bandwidth; and

a processing system configured to transfer the control screen signal to the second communication interface, receive a viewer control signal from the second communication interface, and transfer the first video signals to the first communication interface if the first communication system is indicated by the viewer control signal or transfer the second video signals to the second communication interface if the second communication system is indicated by the viewer control signal.

2. The video-on-demand system of claim 1 wherein the control screen includes video display menu.

3. The video-on-demand system of claim 2 wherein second communications interface is configured to receive a video display menu selection signal from the second communications system, and the processing system is configured to process the video display menu selection signal to responsively select the first communications interface or the second communications interface to transfer the video signals.

4. The video-on-demand system of claim 3 wherein the video display menu selection signal includes a selection of displays to display the video signals.

5. The video-on-demand system of claim 3 wherein the video display menu selection signal includes a selection of bandwidths to transfer the video signals.

6. The video-on-demand system of claim 1 wherein the control screen includes a video content menu.

7. The video-on-demand system of claim 6 wherein the video content menu includes a video preview selection.

8. The video-on-demand system of claim 7 wherein second communications interface is configured to receive a video preview selection signal from the second communications system, and the processing system is configured to process the video preview selection signal to responsively transfer a selected video preview as the video signals.

9. The video-on-demand system of claim 8 wherein the control screen includes a viewer that is configured to display the selected video previews.

10. The video-on-demand system of claim 6 wherein second communications interface is configured to receive a video content menu selection signal from the second communications system, and the processing system is configured to process the video content menu selection signal to responsively transfer selected video content as the video signals.

11. The video-on-demand system of claim 10 wherein the control screen includes a viewer configured to display the selected video content.

12. The video-on-demand system of claim 1 wherein the control screen includes a video display control menu comprising play, pause, rewind, fast forward, and stop.

13. The video-on-demand system of claim 12 wherein second communications interface is configured to receive a video display control menu selection signal from the second communications system, and the processing system is configured to process the video display control menu selection signal to implement a selected video display control.

14. The video-on-demand system of claim 1 wherein the control screen includes a video display control comprising full screen view.

15. The video-on-demand system of claim 1 wherein the first communication interface is configured to interface with optical fiber.

16. The video-on-demand system of claim 1 wherein the first communication interface is configured to interface with wire cable.

17. The video-on-demand system of claim 1 wherein the first communication interface is configured to interface with wireless links.

18. The video-on-demand system of claim 1 wherein the second communication interface is configured to interface with an internet.

19. The video-on-demand system of claim 1 wherein the second communication interface is configured to interface with a world-wide web.

20. The video-on-demand system of claim 19 wherein the control screen comprises a web page.

21. A method of operating a video-on-demand system, the method comprising:

transferring a control screen signal indicating a control screen to a second communication system;

receiving a viewer control signal from the second communication system; and

transferring first video signals to a first communication system using a first bandwidth if the first communication system is indicated by the viewer control signal or transferring second video signals to the second com-

munication system using a second bandwidth if the second communication system is indicated by the viewer control signal wherein the second bandwidth is less than the first bandwidth.

22. The method of claim 21 wherein the control screen includes a video display menu.

23. The method of claim 22 wherein receiving the viewer control signal comprises receiving a video display menu selection signal and transferring the video content signals comprises processing the video display menu selection signal to responsively select the first communications interface or the second communications interface to transfer the video signals.

24. The method of claim 23 wherein the video display menu selection signal includes a selection of displays to display the video signals.

25. The method of claim 23 wherein the video display menu selection signal includes a selection of bandwidths to transfer the video signals.

26. The method of claim 21 wherein the control screen includes a video content menu.

27. The method of claim 26 wherein the video content menu includes a video preview selection.

28. The method of claim 27 wherein receiving the viewer control signal comprises receiving a video preview selection signal and transferring the video signals comprises processing the video preview selection signal to responsively transfer a selected video preview as the video signals.

29. The method of claim 27 wherein receiving the viewer control signal comprises receiving a video content selection signal and transferring the video signals comprises processing the video content selection signal to responsively transfer selected video content as the video signals.

30. The method of claim 21 wherein the control screen includes a video display control menu comprising play, pause, rewind, fast forward, and stop.

31. The method of claim 30 wherein receiving the viewer control signal comprises receiving a video display control menu selection signal and transferring the video signals comprises processing the video display control menu selection signal to responsively implement a selected video display control.

32. The method of claim 21 wherein the control screen includes a video display control comprising full screen view.

33. The method of claim 21 wherein transferring the video signals comprises interfacing with optical fiber.

34. The method of claim 21 wherein transferring the video signals comprises interfacing with wire cable.

35. The method of claim 21 wherein transferring the video signals comprises interfacing with wireless links.

36. The method of claim 21 wherein transferring the video signals comprises interfacing with an internet.

37. The method of claim 21 wherein transferring the video signals comprises interfacing with a world-wide web.

38. The method of claim 21 wherein transferring the control screen signal comprises interfacing with an internet.

39. The method of claim 21 wherein transferring the control screen signal comprises interfacing with a world-wide web.

40. The method of claim 21 wherein the control screen comprises a web page.

41. A product comprising a processor-readable storage medium storing processor-executable instructions for performing a method for operating a video-on-demand system, the method comprising:

transferring a control screen signal indicating a control screen to a second communication system;

receiving a viewer control signal from the second communication system; and

transferring first video signals to a first communication system using a first bandwidth if the first communication system is indicated by the viewer control signal or transferring second video signals to the second communication system using a second bandwidth if the second communication system is indicated by the viewer control signal wherein the second bandwidth is less than the first bandwidth.

42. The product of claim 41 wherein the control screen includes a video display menu.

43. The product of claim 42 wherein receiving the viewer control signal comprises receiving a video display menu selection signal and transferring the video content signals comprises processing the video display menu selection signal to responsively select the first communications interface or the second communications interface to transfer the video signals.

44. The product of claim 43 wherein the video display menu selection signal includes a selection of displays to display the video signals.

45. The product of claim 43 wherein the video display menu selection signal includes a selection of bandwidths to transfer the video signals.

46. The product of claim 41 wherein the control screen includes a video content menu.

47. The product of claim 46 wherein the video content menu includes a video preview selection.

48. The product of claim 47 wherein receiving the viewer control signal comprises receiving a video preview selection signal and transferring the video signals comprises processing the video preview selection signal to responsively transfer a selected video preview as the video signals.

49. The product of claim 47 wherein receiving the viewer control signal comprises receiving a video content selection signal and transferring the video signals comprises processing the video content selection signal to responsively transfer selected video content as the video signals.

50. The product of claim 41 wherein the control screen includes a video display control menu comprising play, pause, rewind, fast forward, and stop.

51. The product of claim 50 wherein receiving the viewer control signal comprises receiving a video display control menu selection signal and transferring the video signals comprises processing the video display control menu selection signal to responsively implement a selected video display control.

52. The product of claim 41 wherein the control screen includes a video display control comprising full screen view.

53. The product of claim 41 wherein the control screen comprises a web page.

\* \* \* \* \*