



US006036231A

# United States Patent [19]

[11] Patent Number: **6,036,231**

Foote et al.

[45] Date of Patent: **\*Mar. 14, 2000**

## [54] PHARMACY LABEL AND RECORD SYSTEM AND METHOD

[75] Inventors: **Richard W. Foote**, New Smyrna Beach; **Richard Young**, Bradenton, both of Fla.

[73] Assignee: **Automatic Business Products Company, Inc.**, New Smyrna Beach, Fla.

[\*] Notice: This patent is subject to a terminal disclaimer.

[21] Appl. No.: **09/224,329**

[22] Filed: **Dec. 31, 1998**

### Related U.S. Application Data

[63] Continuation of application No. 08/867,965, Jun. 3, 1997, Pat. No. 5,855,395, which is a continuation of application No. 08/504,765, Jul. 20, 1995, Pat. No. 5,642,906.

[51] Int. Cl.<sup>7</sup> ..... **B42D 15/00**

[52] U.S. Cl. .... **283/67; 40/299; 40/310; 40/638; 206/570; 281/2; 281/5; 283/81; 283/900; 428/42.1; 428/43**

[58] Field of Search ..... **283/81, 67, 70, 283/74, 79, 101, 105, 900; 428/42.1, 43; 40/310, 306, 638, 299; 281/2, 5; 206/570**

### [56] References Cited

#### U.S. PATENT DOCUMENTS

Re. 30,958	6/1982	White .
3,484,976	12/1969	Shea .
3,625,547	12/1971	Burke .
3,869,333	3/1975	McMaster .
3,993,814	11/1976	Cavender .
4,156,539	5/1979	Davidson et al. .
4,159,129	6/1979	Lockhart .
4,189,053	2/1980	Stagnito et al. .
4,277,089	7/1981	Lockhart .
4,312,523	1/1982	Haines .
4,637,635	1/1987	Levine .
4,799,712	1/1989	Biava et al. .
4,875,174	10/1989	Olodort et al. .

4,876,131	10/1989	Ashby et al. .
4,918,694	4/1990	Baum .
4,972,657	11/1990	McKee .
5,031,939	7/1991	Webendorfer et al. .
5,046,609	9/1991	Mangini et al. .
5,048,870	9/1991	Mangini et al. .
5,129,682	7/1992	Ashby .
5,147,699	9/1992	Browning et al. .
5,178,419	1/1993	Bolnick et al. .
5,182,152	1/1993	Ericson .
5,271,642	12/1993	Jahier et al. .
5,328,208	7/1994	Garrison .
5,413,383	5/1995	Laurash et al. .
5,435,600	7/1995	Griffiths et al. .
5,642,906	7/1997	Foote et al. .... 281/2
5,855,395	1/1999	Foote et al. .... 283/67

### OTHER PUBLICATIONS


CVS Pharmacy Label and Bill of Lading, Apr. 1987.  
 Veterans Administration Medical Center Form (date unknown, alleged to be "1986").  
 Drug Package Prescription Label Brochure (date unknown, alleged to be "as early as 1990").  
 Specimen of Bushell Professional Pharmacy Label (date unknown).

*Primary Examiner*—Andrea L. Pitts  
*Assistant Examiner*—Monica Smith  
*Attorney, Agent, or Firm*—Allen, Dyer, Doppelt, Milbrath & Gilchrist, P.A.

### [57] ABSTRACT

A printer blank for a computer system printer is disclosed. The blank has a contiguous pressure adhesive backed label section and may also have a larger plain paper section separated from the label section by a perforation line. The label section is comprised of a plurality of adhesive backed labels and a backing sheet, including a main label portion and at least one smaller auxiliary label. A preferred blank comprises a plurality of auxiliary labels. In use, at least one, but preferably not all, of the auxiliary labels on such a preferred blank are simultaneously removed from the backing sheet with the main label portion. Any auxiliary label(s) simultaneously removed with the main label but not printed upon are readily separated from the main label.

16 Claims, 4 Drawing Sheets



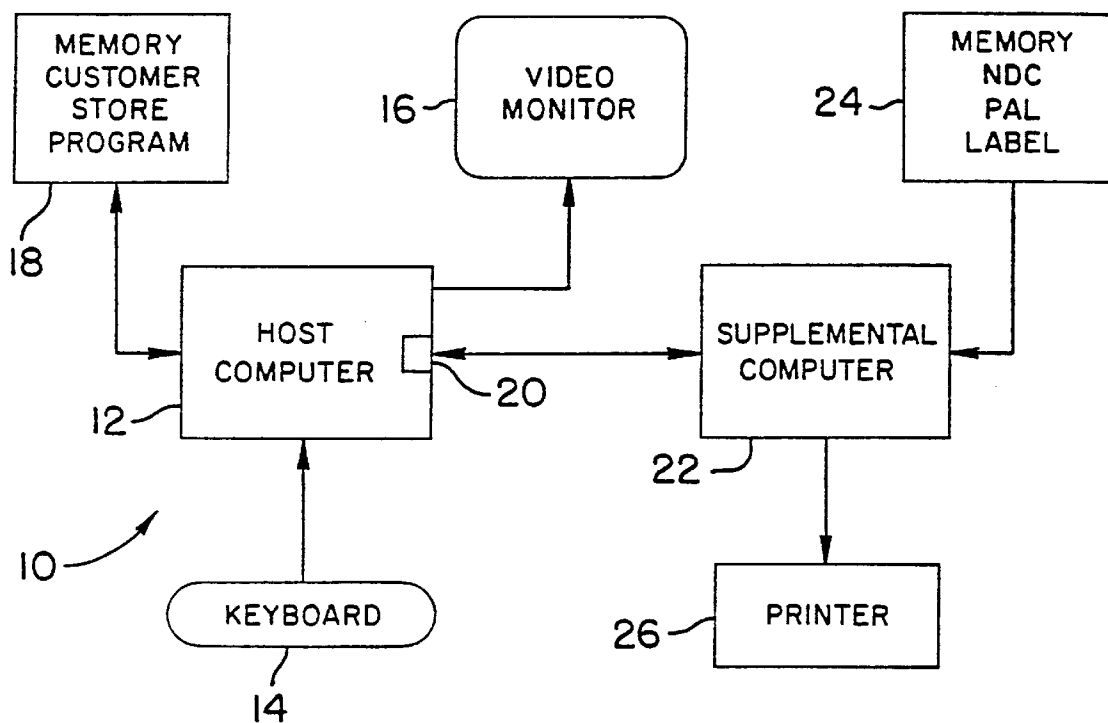


FIG. 1

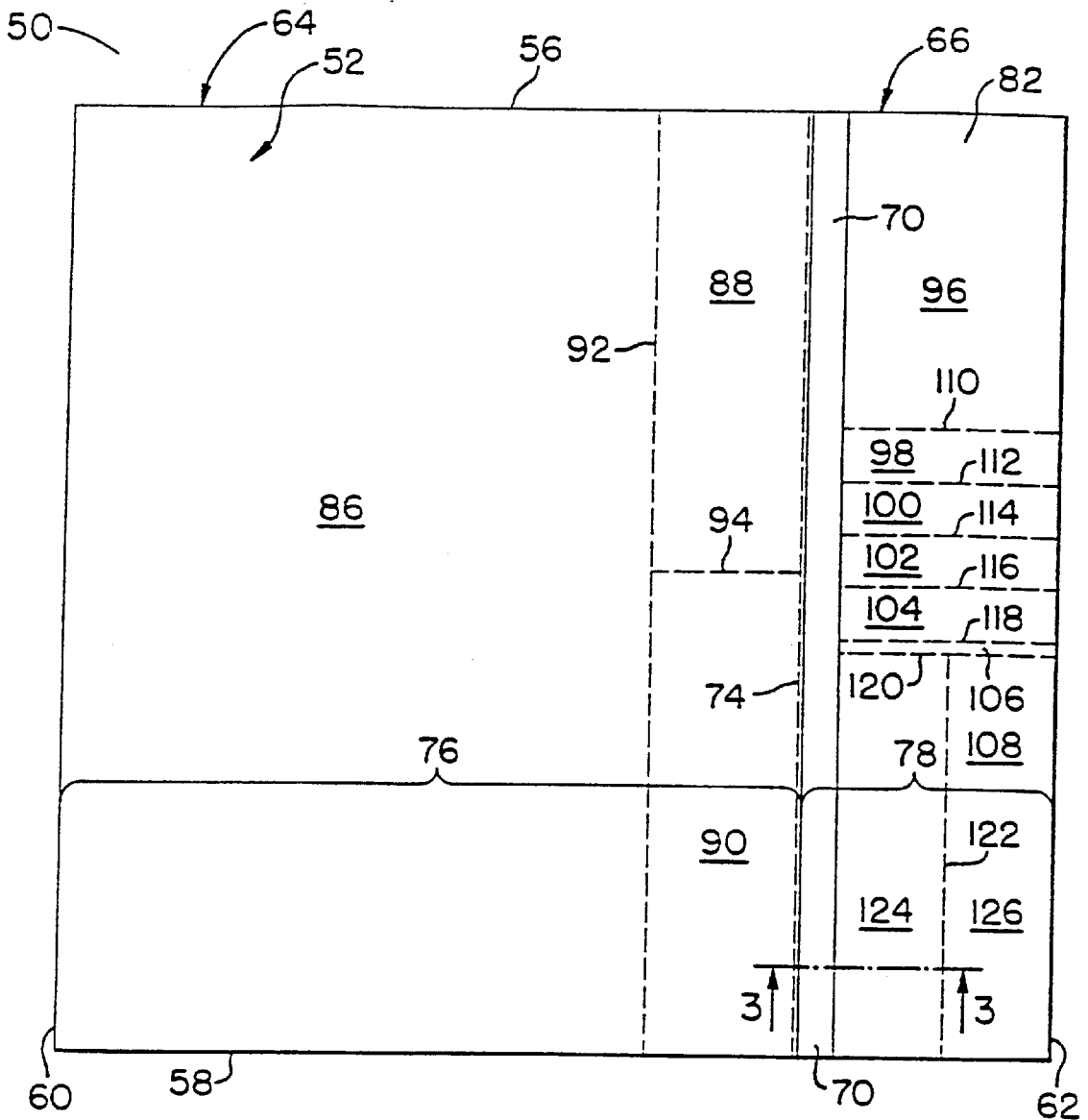


FIG. 2

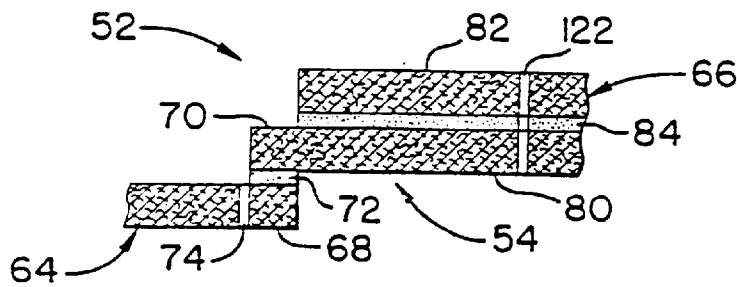


FIG. 3

*Little Drug Company*  
 412 Canal Street New Emma Beach, FL 3282041  
 Bertha Big Date: Rx: 306866 Dr. Lewis  
 FUROSEMIDE 20MG TABS #15 11 Refills D. Sikes R.Ph.  
 Take One Tablet Every Other Day And Stay Close To The Rest Room.

**THIS MEDICATION IS USED**

To help remove excess fluid and salt, decrease swelling and treat high blood pressure.

**PROPER USE OF THIS MEDICATION**

Take this medicine at the same time every day. The best time is in the morning before breakfast.

If stomach upset occurs, you may take this medicine with food unless told otherwise.

The liquid form should be measured using the measuring device provided with your medication. If you have any questions on how to measure your dose ask your pharmacist.

**SPECIAL INSTRUCTIONS**

Proper control of your condition requires you to take this medicine as instructed at the same time every day, DO NOT skip a dose nor stop taking the medicine without asking your doctor.

Since this medicine does not cure but helps to control your condition, you should continue to take it even if you are feeling well.

This medicine may make your skin more sensitive to sunlight or sunlamps. Ask your pharmacist about a suitable sunblock product (of at least SPF 15) to minimize problems during exposure.

DO NOT take nonprescription cough/cold or diet products without asking your doctor or pharmacist.

If you miss a dose of this medicine, take it as soon as possible. BUT, if it is almost time for your next dose, skip the missed dose and go back to your regular dose. DO NOT take a double dose.

DO NOT keep or use outdated medication. Keep all medication out of the reach of children.

**POSSIBLE SIDE EFFECTS**

Be sure to tell your doctor if the following occur: persistent sore throat or fever, unusual bleeding, stomach pain, yellow coloration of the eyes or skin, unusual weakness or tiredness, muscle cramps or nausea or vomiting.

Copyright 1990,1992 Pharmex

The information in this label may not cover all possible side effects, interaction with other drugs and foods, or precautions. Its purpose is to provide general information only and is not a substitute for medical advice in individual cases. If you suffer from the pain or have any questions about the drug you are taking, consult your physician or pharmacist.

*Little Drug Company*  
 412 Canal Street New Emma Beach, FL 3282041  
 Bertha Big Date: Rx: 306866 Dr. Lewis  
 FUROSEMIDE 20MG TABS #15  
 NDC 00536-3840-10  
 PCS Co-Pay

\$2.00

RECEIPT

*Little Drug Company*  
 412 Canal Street New Emma Beach, FL 3282041  
 Bertha Big Date: Rx: 306866 Dr. Lewis  
 FUROSEMIDE 20MG TABS #15  
 NDC 00536-3840-10  
 PCS Co-Pay

\$2.00

RECEIPT

*Little Drug Company*  
 412 Canal Street New Emma Beach, FL 3282041  
 Bertha Big Date: Rx: 306866 Dr. Lewis  
 FUROSEMIDE 20MG TABS #15  
 NDC 00536-3840-10  
 PCS Co-Pay of \$2.00

Received By: \_\_\_\_\_

FIG. 4

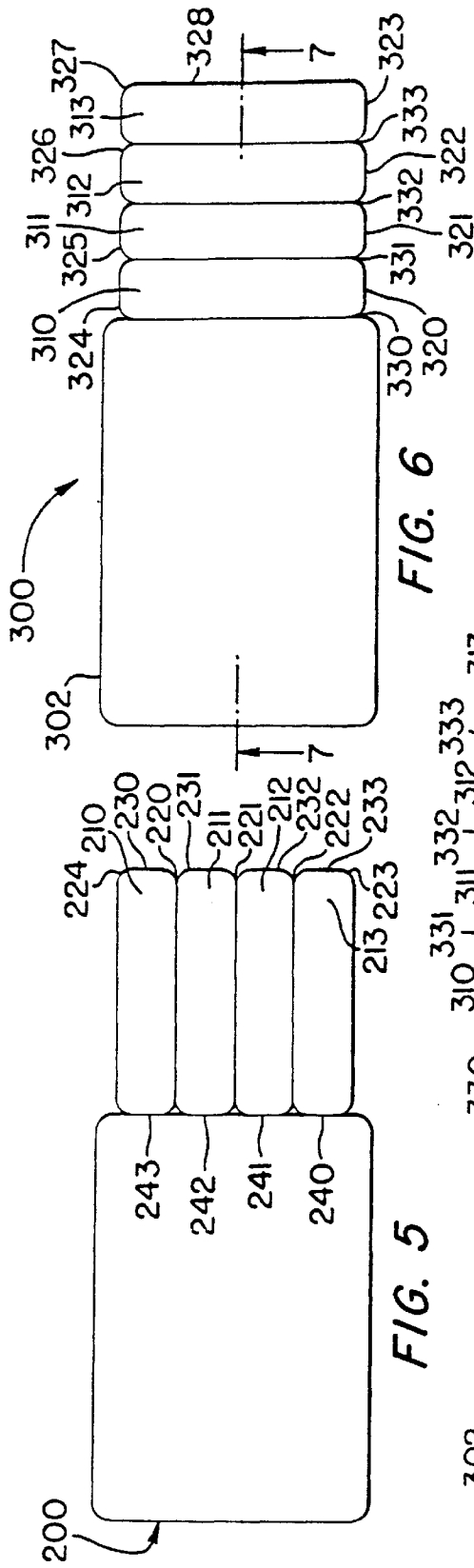


FIG. 6

FIG. 5

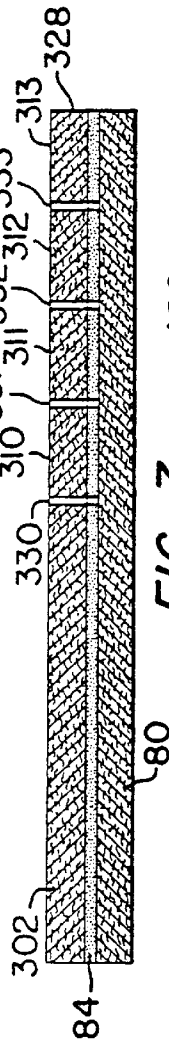


FIG. 7

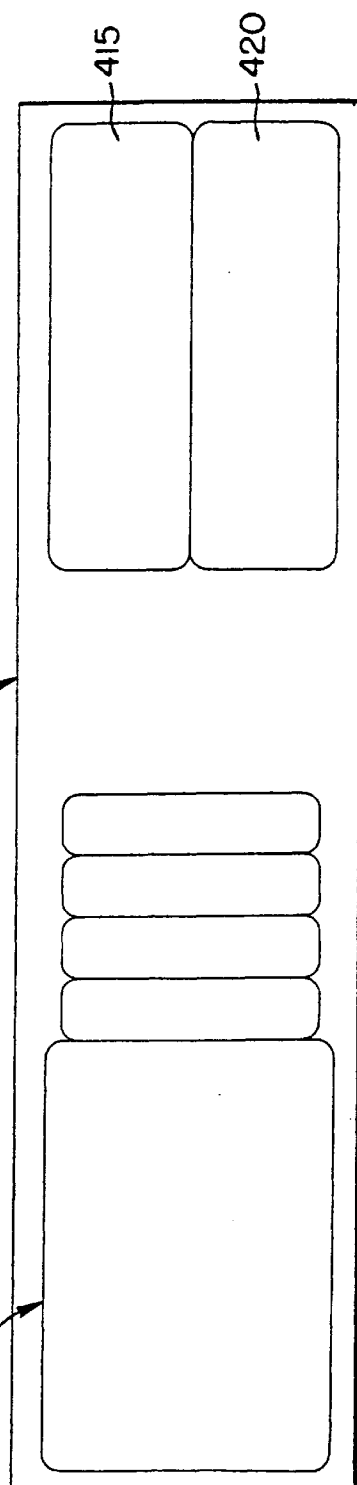


FIG. 8

## PHARMACY LABEL AND RECORD SYSTEM AND METHOD

This is a continuation of application Ser. No. 08/867,965 filed Jun. 3, 1997 which will issue as U.S. Pat. No. 5,855,395 on Jan. 5, 1999 which is a continuation of Ser. No. 08/504,765 filed Jul. 20, 1995 now U.S. Pat. No. 5,642,906.

### FIELD OF THE INVENTION

This invention relates to paper blanks for use with a printer in a computer system, and in particular relates to a compound paper blank to be printed on by a computer printer.

### BACKGROUND OF THE INVENTION

Labels having pressure sensitive adhesive have been applied to drug containers for a long time by the pharmaceutical industry to identify the customer, the doctor, the drug being dispensed, and the frequency of the dosage. These labels usually can be purchased in bundles that can be fed into a computer driven printer. The information to be printed on one of the labels is either typed into the computer using a conventional pharmacy computer program or is retrieved from a stored record having been previously typed into the computer memory using the pharmacy computer program. Such a computer program also has automatically printed out receipts for the customer and records for the pharmacy.

The pharmaceutical industry has also been applying oblong or rectangular warning labels to the drug containers for some time. These warning labels warn the customer about certain events or provide instructions involving the prescribed drug. For example, a warning label may carry the message:

MAY CAUSE DROWSINESS; ALCOHOL MAY  
INTENSIFY THIS EFFECT. USE CARE WHEN  
OPERATING A CAR OR DANGEROUS MACHIN-  
ERY.

The warning labels have been supplied to the pharmaceutical industry for some time in rolls of the same message.

Pharmacies have also been supplying customers with an instruction sheet containing information about the drugs they are purchasing. One type of such labels carry the brand name PAL (Patient Advisory Leaflet).

The prior art also contains references which teach the use of a computer system to generate prescription labels printed by a computer driven printer. Such references include the following U.S. patents, which are incorporated herein by reference: Baum U.S. Pat. No. 4,918,604; Olodort et al. U.S. Pat. No. 4,875,174; and McKee U.S. Pat. No. 4,972,657. The prior art also contains references which disclose a manual form having an adhesive label portion used in combination for record keeping and generating a label to be applied to a drug container. Examples of U.S. patents, which are incorporated herein by reference, disclosing such forms are the Lockhart U.S. Pat. Nos. 4,277,089 and 4,159,129; and the Biava et al. U.S. Pat. No. 4,799,712.

However, there is no known prior art reference which provides a blank for a computer printer that contains portions for both a removable prescription drug label and a removable warning label with portions for other printed information. Such a system would reduce package costs, provide greater flexibility, and be compatible with existing computer software used by pharmacies.

### SUMMARY OF THE INVENTION

Accordingly the present invention is designed to provide a multi-part blank which can be fed in a computer driven

printer and when printed, will contain all of the parts needed for a complete set. Such a set contains a peelable vial label having a pressure sensitive adhesive connected to removable strips of computer selected warning labels also having a pressure sensitive adhesive. The set also contains portions for printed information needed by both the pharmacy and the customer.

The present invention provides a printer blank which can cut expenses, reduce errors, and cut time in preparing records and drug containers for customers. In one particular embodiment of the invention, a single sheet of multisectional paper blank can be fed into a laser printer and on that one sheet there will be printed a drug advisory leaflet; no, one or more than one warning labels having a pressure sensitive adhesive on its back side for easy application to a drug container, and a drug container label containing drug, customer, and pharmacy information. This blank in one pass through the laser printer contains all of the necessary records and parts for the entire drug transaction.

According to one embodiment, the present invention comprises a blank for use with a printer for printing information and labels for drug containers. The blank comprises a sheet of a material having a front side that can be printed on with the printer, a back side, a top and bottom edge which together define a generally horizontal direction, and two side edges which together define a generally vertical direction. The sheet includes at least a first portion and a second portion divided by a first, generally vertically extending tear line or tear line that extends from the top edge to the bottom edge. In the first portion the printer prints text about the particular drug being prescribed, and in the second portion, which includes a label laminate divided into a first section and a second section by a generally horizontal, second tear line. The second section is further divided into a plurality of horizontal strips by at least two generally horizontal tear lines which extend from the first tear line to one of the side edges of the blank. The laminate is comprised of a backing sheet, a removable label sheet having a front side that can be printed on with the printer and a back side, and a pressure-type adhesive on the back side of said label sheet.

Other advantages, features, and details of the present invention will be set forth in or apparent from the detailed description thereof contained hereinbelow.

### BRIEF DESCRIPTION OF THE DRAWINGS

FIG. 1 is an electronic block diagram of a prototype computer system used to demonstrate the present invention;

FIG. 2 is a plan view of a blank in accordance with the present invention before it has been printed on;

FIG. 3 is an enlarged, not-to-scale, cross-sectional view taken along lines 3—3 of FIG. 2 in which certain layers have been shown thicker in order to depict the details of construction;

FIG. 4 is a plan view of a blank that has indicia printed on it by a computer driven laser printer;

FIGS. 5, 6 and 8 are plan views of other blanks in accordance with the present invention; and

FIG. 7 is an enlarged, not-to-scale, cross-sectional view taken along lines 7—7 of FIG. 6 in which certain layers have been shown thicker in order to depict the details of construction.

### DESCRIPTION OF THE PREFERRED EMBODIMENT

With reference now to the drawings in which like numerals are used to represent like elements throughout the several

views, and in particular with reference to FIG. 1, a computer system 10 is depicted for generating a completed form such as shown in FIG. 4. Computer system 10 is comprised of a conventional host computer 12 having a conventional keyboard 14 for the manual input of information, a conventional computer monitor 16 for the output of information and a conventional external memory 18, which can be a conventional hard disk system. Host computer 12 has an input/output port 20 and can be an IBM compatible computer type using an INTEL brand 80486 DX microprocessor with 8 Mega-bytes of internal memory. Memory 18 holds a number of data bases, such as a customer data base containing customer information and a store data base containing the pharmacy's inventory control information. Memory 18 also holds a conventional pharmaceutical computer program. The program is used by pharmacies to generate the customer data base and store data base, and to extract information contained in these data bases and combine it with information entered from keyboard 14 by a pharmacist to produce an output to drive a printer to print a conventional drug label.

Connected to host computer through input/output port 20 is a supplemental computer 22. Supplemental computer 22 can be identical in configuration to host computer 12. Connected to supplemental computer 22 is a conventional external memory 24 and a conventional laser printer 26, such as a Hewlett-Packard model Series 2 laser printer. Stored in memory 24 are an NDC (National Drug Code) data base containing a standardized drug code list, a data base containing information for the customer about each prescribed drug, such as the commercially available C-PAL® data base, and a data base of warning labels, including unique logos and icons (see, for example, FIG. 4). Also contained in memory 24 is a program which permits supplemental computer to intercept the printer information from host computer 12, to reformat the information, to enter the C-PAL® and warning label data bases to get the related information, and to regenerate the printer information with the incorporated C-PAL® and warning label information.

Computer system 10 is depicted in FIG. 1 as having two computers and it is so configured because it has been designed to complement, upgrade and modify an existing pharmacy computer system that has been using commercially available software. However, an alternative embodiment of the invention (not depicted) is implemented on, or includes, a single computer system in which supplemental computer 22 is combined with host computer 12, supplemental computer memory 24 is combined with host computer memory 18, and a single computer program is used both for the conventional pharmacy inventory control, accounting and report generating tasks and for the printing of a completed form, such as depicted in FIG. 4.

A blank or form 50 in accordance with the present invention is depicted in FIGS. 2 and 3. Blank 50 is preferably made from a flexible, conventional stock material. Blank 50 has a front side 52 which can receive and retain "ink" or print from printer 26 and a back side 54 (FIG. 3). As shown in FIG. 2, blank 50 has a top edge 56 and a bottom edge 58 parallel thereto which are arbitrarily used to define the horizontal direction in blank 50. Blank 50 also has a left side 60 and a right side 62 parallel thereto which are arbitrarily used to define the vertical direction in blank 50. In a presently preferred embodiment, blank 50 is made of paper and is essentially a square with each side having a length of 8.5 inches (21.59 cm). Alternatively, blank 50 can be made from a plastic or other thin sheet material which can be printed on.

Blank 50 is comprised of a first sheet 64 and a second sheet 66 which have respective overlapping strips 68 and 70

that are adhered to one another with a conventional heat set adhesive 72, as shown in FIG. 3.

Strip 68 is defined not only by its overlapping strip 70, but also by a vertically extending tear line 74 that extends from top edge 56 to bottom edge 58. Tear line 74 can be a score line, but preferably is a perforation line with the perforations extending completely through first sheet 64. Thus, as seen on front side 52 of blank 50, it can also be said that tear line 74 divides blank 50 into a first portion 76, which is coextensive with first sheet 64 less strip 68, and a second portion 78 which is coextensive with second sheet 66 including strip 70.

As depicted in FIG. 3, second sheet 66 is comprised of a laminate and has a backing 80 and a paper top layer 82. Backing 80 in the presently preferred embodiment is a paper product having an embedded plastic top portion or coated with a plastic film (not shown). Attached to the underside of top layer 82 is a conventional pressure adhesive 84. By appropriately selecting top layer 82, adhesive 84 and backing 80, adhesive 84 removably adheres top layer 82 to backing 80, and after top layer 82 is removed from said backing sheet is able to adhere more permanently top layer 82 to a container (not shown), which can be a conventional plastic bottle in which drugs are dispensed.

As seen in FIG. 2, when viewed together with FIG. 4, first portion 76 is much larger in the horizontal direction than second portion 78. In a presently preferred embodiment, first sheet has a width of 6<sup>5</sup>/<sub>8</sub> inches (16.83 cm) and first portion 76 has a width of 6<sup>3</sup>/<sub>8</sub> inches (16.19 cm). First portion 76 is divided into three sections, 86, 88 and 90 by a vertical tear line 92 and by a short horizontal tear line 94. Tear line 92 is a perpendicular bisector of tear line 92, which is parallel to tear line 74 and similarly extends from top edge 56 to bottom edge 58. In a preferred embodiment of the invention, tear lines 92 and 94 are perforation lines with the perforation extending completely through first sheet 64. As shown in FIG. 4, section 86 is the largest section and is used to contain the text of a Patient Advisory Leaflet. Sections 88 and 90 are obviously of equal size and they are each used to contain the text of a customer receipt which can be used for financial records.

Second portion 78 is divided into a plurality of vertically arranged portions by a plurality of horizontal tear lines. In the present embodiment there are seven such portions denoted 96, 98, 100, 102, 104, 106 and 108 created by six tear lines 110, 112, 114, 116, 118, and 120. In a preferred embodiment, tear lines 110, 112, 114, 116 and 120 extend only through top layer 82 and attached layer of adhesive 84 and are perforation lines. On the other hand, tear line 118 in a preferred embodiment is a perforation line with the perforations extending completely through second sheet 66. Portion 96 is a wrap-around label to be applied to a drug container. Portions 98, 100, 102 and 104 are four blanks, none, some or all of which may be used to contain design and word indicia representing warning labels to be applied to a drug container. Portion 106 is unused filler.

Portion 108 is vertically bisected by a vertical tear line 122 to create vertically extending parts 124 and 126. In a preferred embodiment, tear line 122 is a perforation line with the perforations extending completely through second sheet 66. Part 124 is used to obtain a third party signature and also to contain information about the particular prescription. Part 126 can be used as an adhesive pharmacy record label to be applied to an appropriate ledger page (not shown).

The advantages to having tear lines 74, 92, 94, 118 and 122 extend completely through their respective sheets 64

## 5

and 66 is that blank 50 can be easily and quickly divided into five portions, each with an entirely different purpose. Portions 86 (the patient advisory leaflet), 88 and 90 are adhesive free and are given to the customer. Combined portions 96, 98, 100, 102 104 contain indicia having the information necessary for the container of the drug being dispensed, and the adhesive top layer 82 can be removed as one piece from backing 80, the unused warning label portions removed, and the remaining piece applied to the drug container. Finally, adhesive parts 124 and 126 can be selectively removed from their piece of backing 80 and applied to the appropriate pharmacy ledger.

The number of warning label blanks provided is somewhat arbitrary, except that based upon prior experience most druggist do not select more than four such labels for any particular drug. Obviously, the number of blanks could be larger or smaller if necessary, and the unused blanks would be separated and discarded before the drug label, portion 98, and used warning labels, portions 98, 100, 102 and 104 are applied.

In an alternative embodiment, portion 108 could be divided into three vertically extending parts by two tear lines so that the signature section could be separated from the pharmacy record label.

The further embodiments depicted in FIGS. 5-8 may be used alone as illustrated or as alternative portions of the particular embodiment described above.

The FIG. 5 embodiment comprises a main label 200 and auxiliary labels 210 to 213. Auxiliary labels 210 to 213, which are horizontally disposed with respect to main label 200, are horizontally separated from each other and from other portions of the blank by way of knife or die cuts 220 to 224 and vertically from other portions of the blank by way of knife or die cuts 230 to 233, which knife or die cuts extend through the adhesive layer but not through the backing layer. At least one of lines 240 to 243 is a perforation line extending to but not through the backing sheet, such that at least one of auxiliary labels 210 to 213 is separated from the backing sheet simultaneously with the removal of main label 200 from the backing sheet. Any of lines 240 to 243 which are not perforation lines, if any, are knife or die cuts extending to the backing sheet, such that the respective auxiliary labels are completely separated from each other as well as from any other portions of the blank.

The embodiment of FIGS. 6 and 7 differs from the FIG. 5 embodiment in that auxiliary labels 310 to 313 are vertically rather than horizontally disposed with respect to the main label 300. Thus each of lines 320 to 328 is a knife or die cut extending through adhesive 84 to but not through backing sheet 80, at least line 330 of lines 330 to 333 is a perforation line extending to but not through back sheet 80, and any of lines 331 to 333 which are not perforation lines, if any, are knife or die cuts extending to but not through the backing sheet, such that any respective auxiliary label is completely separated, and therefore separately removable, from any other portion of the blank. With such a construction, at least one but optionally up to all of the auxiliary labels may be removed from the backing sheet simultaneously with the main label and any unused but removed auxiliary labels, if any, may be subsequently and easily separated from the main and/or used auxiliary label (s). In a preferred embodiment of the FIGS. 6 and 7 embodiment, lines 330 and 331 are perforated lines and lines 332 and 333 are die cuts, such that two auxiliary labels 310 and 311 are simultaneously removed from back sheet 80 with main label 302.

## 6

The embodiment of FIG. 8 illustrates a blank 400 of which the blank of the FIG. 6 embodiment is one component 410. Additional components 415 and 420 of the FIG. 8 embodiment are 5 additional separately removable adhesive labels.

As described in detail above, in carrying out a method of labeling utilizing blank forms according to the invention, the user causes the desired information to be printed on the main label and, optionally, on one or more auxiliary labels, simultaneously removes the printed main label and at least one auxiliary label from the backing sheet, separates any simultaneously removed but unused auxiliary label(s), and simultaneously applies the main label and any remaining, i.e., used, auxiliary label(s) to another surface. When used in a pharmacy application as a labeling system for prescription drugs, any used auxiliary labels comprise warning labels to the user of the drug dispensed in the container to which the labels are affixed.

Thus, the present invention has been described with reference to the drawings with respect to presently preferred embodiments. As such, the present invention permits, for example, the existing computer system of a pharmacy to execute a label set as usual while the software of the present invention adds information by which laser printer 26 will print any warning labels and an advisory leaflet corresponding to the drug being dispensed. The one piece wrap-around pressure sensitive label for the drug container optionally combines the main drug container label with one or more selected warning labels.

Other modifications and enhancements of the present invention would be obvious to those skilled in the art.

We claim:

1. A blank for use with a printer for printing labels, said blank comprising:

a label laminate comprising

a backing sheet;

a removable label sheet having a front side that is printed on with the printer and a back side;

a pressure-type adhesive on said back side of said label sheet, said adhesive removably adhering said label sheet to said backing sheet and after said label sheet is removed from said backing sheet being able to adhere said label sheet to another surface;

said removable label sheet comprising a main label and a plurality of auxiliary labels smaller than said main label and means permitting at least one but less than all of said auxiliary labels to be simultaneously removable from said backing sheet with said main label and subsequently readily separable from said main label; and

at least one further label in addition to said main label and said auxiliary labels, said further label being substantially completely separated from all other portions of said label sheet by die cuts substantially surrounding said further label and extending through said label sheet and said adhesive to said backing sheet.

2. A blank according to claim 1 wherein said means comprises a perforated-line tear line extending through said label sheet and said adhesive to said backing sheet and separating said main label and at least a first auxiliary label.

3. A blank according to claim 2 comprising four auxiliary labels.

4. A blank according to claim 3 wherein said means permit more than one of said auxiliary labels to be simultaneously removable with and subsequently readily separable from said main label, and said means are perforated-



7

line tear lines between said main label and a first auxiliary label and between said first auxiliary label and a second auxiliary label, said perforated-line tear lines extending through said label sheet and said adhesive to said backing sheet.

5 **5.** A blank for use with a printer for printing labels, said blank comprising:

- a label laminate comprising
  - a backing sheet;
  - a removable label sheet having a front side that is printed on with the printer and a back side;
  - a pressure-type adhesive on said back side of said label sheet, said adhesive removably adhering said label sheet to said backing sheet and after said label sheet is removed from said backing sheet being bale to adhere said label sheet to another surface;
- said removable label sheet comprising a main label having a surface for receiving printing thereon in a first direction and a plurality of blank auxiliary labels smaller than said main label, and said auxiliary labels being elongated in a second direction lateral to the first direction and each having a surface for receiving printing thereon in the second direction;
- means permitting at least one but less than all of said auxiliary labels to be simultaneously removable from said backing sheet with said main label and subsequently readily separable from said main label; and

wherein at least one auxiliary label not simultaneously removable with said main label is substantially completely separated from all other portions of said label sheet by die cuts substantially surrounding said auxiliary label and extending through said label sheet and said adhesive to said backing sheet.

6. A blank according to claim 5 in which said label further comprises at least one further label in addition to said main label and said auxiliary labels, said further label being substantially completely separated from all other portions of said label sheet by die cuts substantially surrounding said further label and extending through said label sheet and said adhesive to said backing sheet.

7. A blank for use with a printer for printing information and labels, said blank comprising:

- a sheet having a front side that is printed on with the printer and having a back side, said sheet having a top edge and a bottom edge which together define a generally horizontal direction, and having two side edges which together define a generally vertical direction;
- said sheet comprising a first portion and a second portion divided by a first, generally vertically extending tear line that extends from said top edge to said bottom edge;
- said first portion comprising plain paper for receiving printed text,
- said second portion comprising
  - a backing sheet;
  - a removable label sheet having a front side that is printed on with the printer and a back side;
  - a pressure-type adhesive on said back side of said label sheet, said adhesive removably adhering said label sheet to said backing sheet and after said label sheet is removed from said backing sheet being able to adhere said label sheet to another surface;
  - said removable label sheet comprising a main label and a plurality of auxiliary labels smaller than said main label and means permitting at least one but less than

8

all of said auxiliary labels to be simultaneously removable from said backing sheet with said main label and subsequently readily separable from said main label; and

wherein at least one auxiliary label not simultaneously removable with said main label is substantially completely separated from all other portions of said label sheet by die cuts substantially surrounding said auxiliary label and extending through said label sheet and said adhesive to said backing sheet.

8. A blank according to claim 7, wherein said means comprises a perforated-line tear line extending through said label sheet and said adhesive to said backing sheet and separating said main label and at least a first auxiliary label.

9. A blank according to claim 8 comprising four auxiliary labels.

10. A blank according to claim 9 wherein said means permit more than one of said auxiliary labels to be simultaneously removable with and subsequently readily separable from said main label, and said means are perforated-line tear lines between said main label and a first auxiliary label and between said first auxiliary label and a second auxiliary label, said perforated-line tear lines extending through said label sheet and said adhesive to said backing sheet.

11. A blank according to claim 7, wherein at least one auxiliary label not simultaneously removable with said main label is substantially completely separated from all other portions of said label sheet by die cuts substantially surrounding said auxiliary label and extending through said label sheet and said adhesive to said backing sheet.

12. A form according to claim 10 in which said label laminate further comprises at least one further label in addition to said main drug container label and said drug warning labels, said further label being substantially completely separated from all other portions of said label sheet by die cuts substantially surrounding said further label and extending through said label sheet and said adhesive to said backing sheet.

13. A blank for use with a printer for printing labels, said blank comprising:

- a label laminate comprising
  - a backing sheet;
  - a removable label sheet having a front side that can be printed on with the printer and back side; and
  - a pressure-type adhesive on said back side of said label sheet, said adhesive removably adhering said label sheet to said backing sheet and after said label sheet is removed from said backing sheet being able to adhere said label sheet to another surface;
- said removable label sheet comprising a main label and four auxiliary labels smaller than said main label and means permitting two of said four auxiliary labels to be simultaneously removable from said backing sheet with said main label and subsequently readily separable from said main label and from each other.

14. A blank according to claim 13, wherein said main label and said two simultaneously removable auxiliary labels are each separated from each other by perforated lines.

15. A blank for use with a printer for the simultaneous printing both a main container label and drug-specific warning labels for use on containers for drugs dispensed by a pharmacist, said blank comprising:

- a label laminate comprising
  - a backing sheet;
  - a removable label sheet having a front side that is printed on with the printer and back side;

**9**

a pressure-type adhesive on said back side of said label sheet, said adhesive removably adhering said label sheet to said backing sheet and after said label sheet is removed from said backing sheet being able to adhere said label sheet to another surface;  
said removable label sheet comprising a main label for said container for accepting prescription-specific information relating to the contained drug, multiple auxiliary labels smaller than said main label for accepting drug-warning information specifically

5

**10**

relating to the contained drug, and means permitting at least two of said auxiliary labels to be simultaneously removable from said backing sheet with said main label and subsequently readily separable from said main label and from each other.

**16.** A blank according to claim **15**, wherein said main label and said two subsequently removable auxiliary labels are each separated from each other by perforated lines.

\* \* \* \* \*

UNITED STATES PATENT AND TRADEMARK OFFICE  
**CERTIFICATE OF CORRECTION**

PATENT NO. : 6,036,231  
APPLICATION NO. : 09/224329  
DATED : March 14, 2000  
INVENTOR(S) : Richard W. Foote et al.

Page 1 of 1

It is certified that error appears in the above-identified patent and that said Letters Patent is hereby corrected as shown below:

Title page, item [63]  
Under Related Application Data:

Please insert after "Pat. No. 5,642,906" - - which in turn is a continuation - in - part of Application Serial Number 08/121,415 filed on September 16, 1993 (abandoned). - - therefore.

Signed and Sealed this

Twenty-second Day of August, 2006

A handwritten signature in black ink on a light gray dotted background. The signature reads "Jon W. Dudas" in a cursive style.

JON W. DUDAS  
*Director of the United States Patent and Trademark Office*