

US00D548660S

(12) **United States Design Patent**  
**Jenkins**

(10) **Patent No.:** **US D548,660 S**

(45) **Date of Patent:** **\*\* Aug. 14, 2007**

(54) **CHROME SLEEVE THAT COVERS THE TOP AND SIDES OF THE GRILLE IN FRONT OF THE RADIATOR OF AN AUTOMOBILE**

(76) Inventor: **John Andrew Jenkins**, 6401 True La.,  
Springfield, VA (US) 22150-1031

(\*\*) Term: **14 Years**

(21) Appl. No.: **29/241,809**

(22) Filed: **Nov. 2, 2005**

(51) **LOC (8) Cl.** ..... **12-16**

(52) **U.S. Cl.** ..... **D12/196; D12/181**

(58) **Field of Classification Search** ..... D12/90-92,  
D12/181, 86, 169, 196, 173; 296/180.1-180.5;  
293/102, 113, 115, 117, 120; 180/69.21-69.25,  
180/68.6; 239/498-500; 108/99-101

See application file for complete search history.

(56) **References Cited**

**U.S. PATENT DOCUMENTS**

D278,043 S	3/1985	Avery	
D284,843 S	7/1986	O'Donnell et al.	
4,842,319 A	6/1989	Ziegler et al.	
D305,633 S	1/1990	Kingsley	
D327,276 S	6/1992	Sorensen	
D356,095 S	3/1995	Innes	
D360,609 S	7/1995	Ramaciotti	
D389,108 S	1/1998	Norwood et al.	
D404,697 S	1/1999	Siltavuori	
D412,874 S	8/1999	Meryman et al.	
D424,477 S	5/2000	Lund	
D425,835 S	5/2000	Cook et al.	
D452,464 S	12/2001	Beigel	
D485,220 S *	1/2004	Pevytoe et al. ....	D12/181
D489,665 S	5/2004	Zavatski et al.	

D490,024 S	5/2004	Zavatski et al.	
D494,101 S	8/2004	Zavatski et al.	
D502,897 S	3/2005	Delashaw et al.	
D502,901 S *	3/2005	Delashaw et al. ....	D12/173
D506,167 S	6/2005	Wu	
D530,247 S *	10/2006	Angelo et al. ....	D12/163
D537,761 S *	3/2007	Beigel et al. ....	D12/173

**FOREIGN PATENT DOCUMENTS**

FR	2 783 766	3/2000
JP	1-156154	6/1989

\* cited by examiner

*Primary Examiner*—Melody N. Brown

(74) *Attorney, Agent, or Firm*—Swift Law Office; Stephen Christopher Swift

(57) **CLAIM**

The ornamental design for a chrome sleeve that covers the top and sides of the grille in front of the radiator of an automobile, as shown and described.

**DESCRIPTION**

FIG. 1 is a perspective view of a chrome sleeve that covers the top and sides of the grille in front of the radiator of an automobile, showing my new design;

FIG. 2 is a front elevational view thereof;

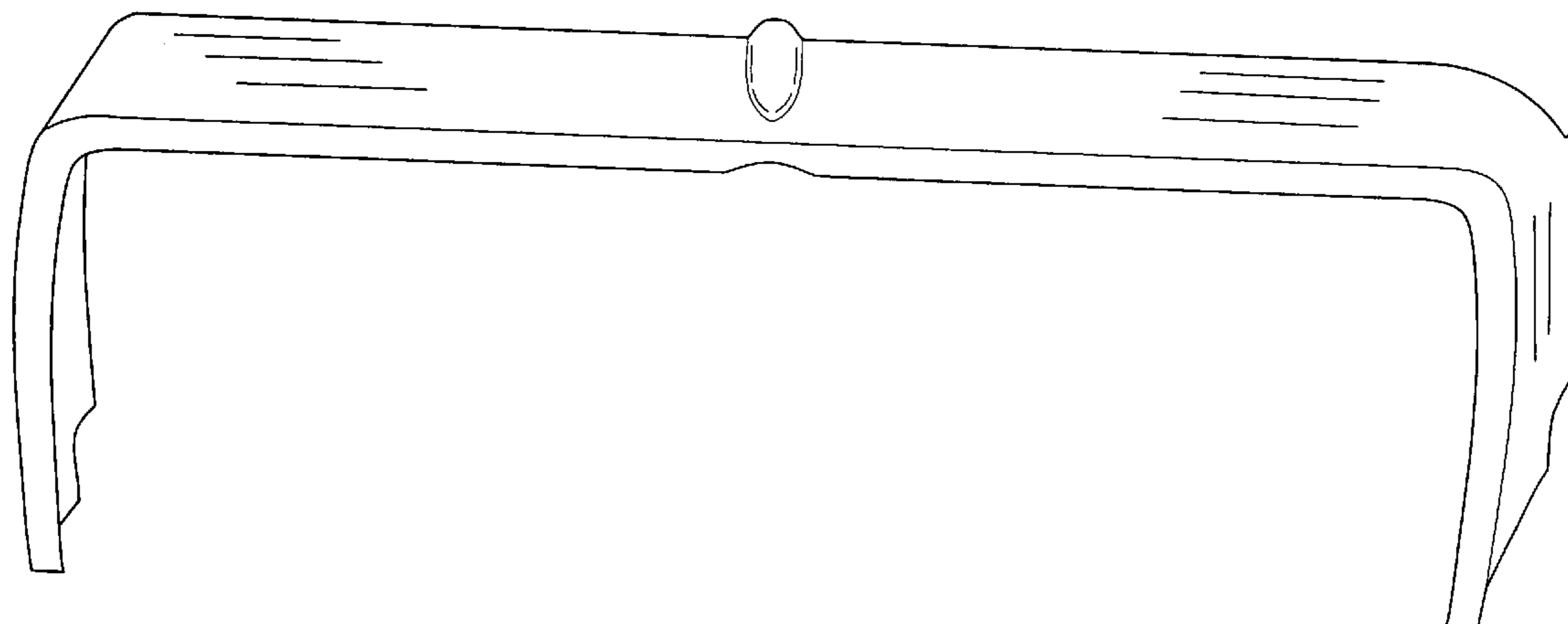
FIG. 3 is a rear elevational view thereof;

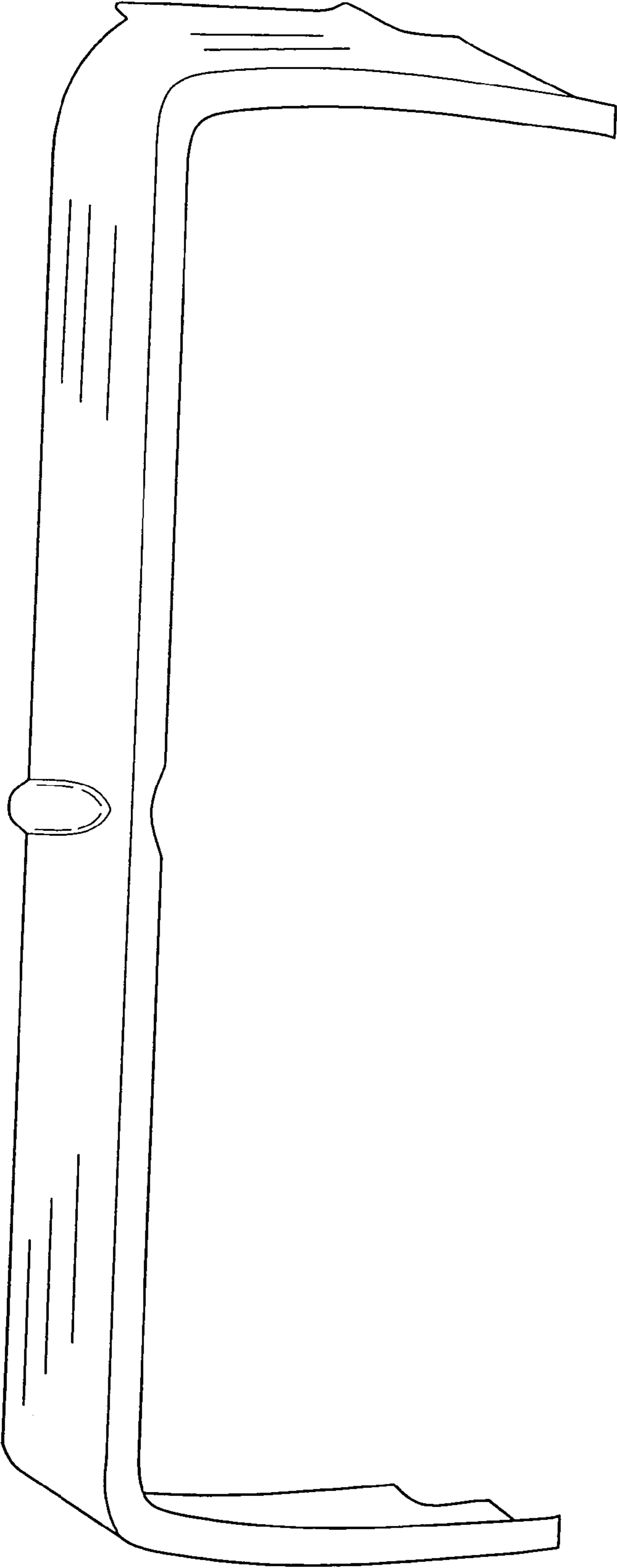
FIG. 4 is a top view thereof;

FIG. 5 is a right side elevational view with the left side being a mirror image thereof; and,

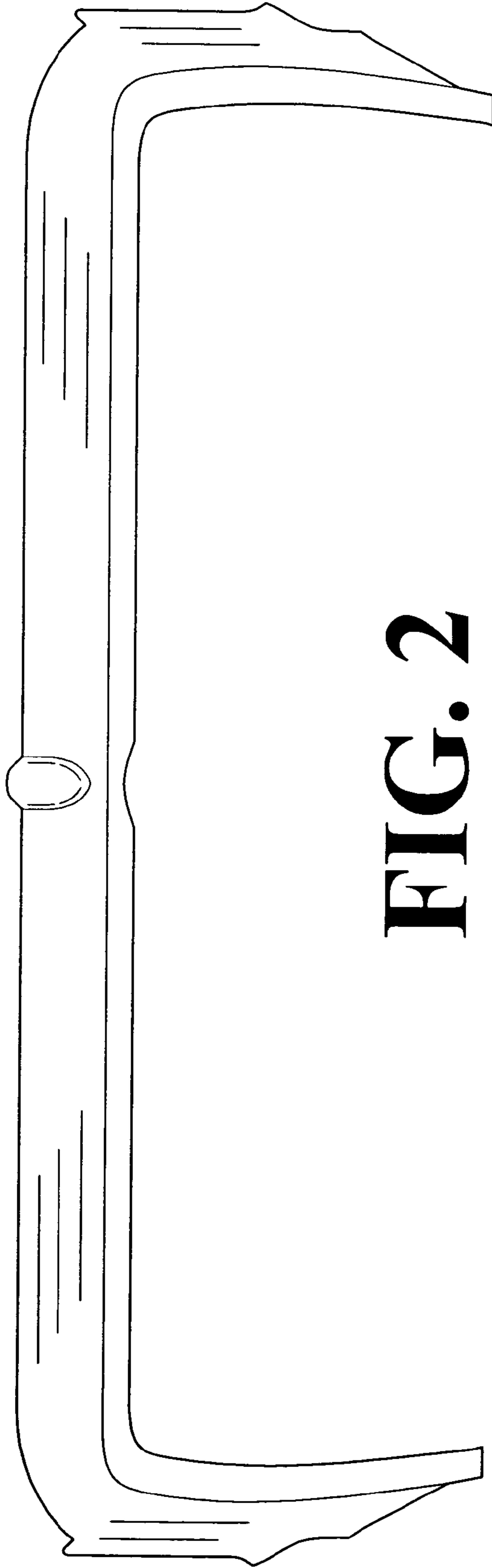
FIG. 6 is a bottom view thereof.

**1 Claim, 6 Drawing Sheets**

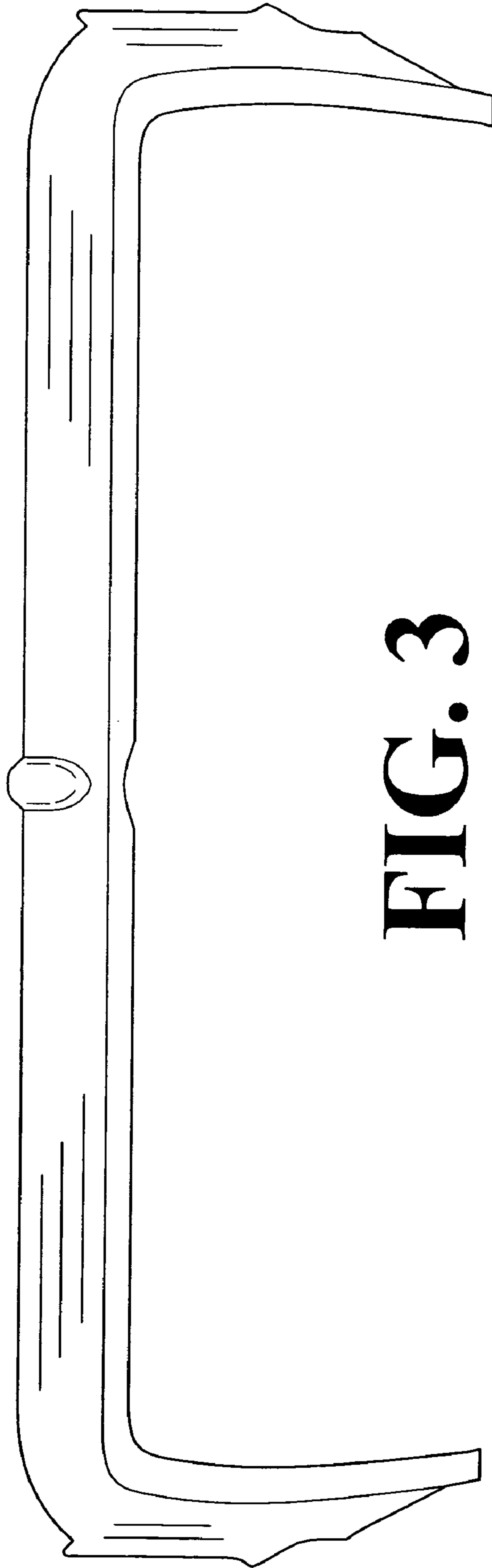




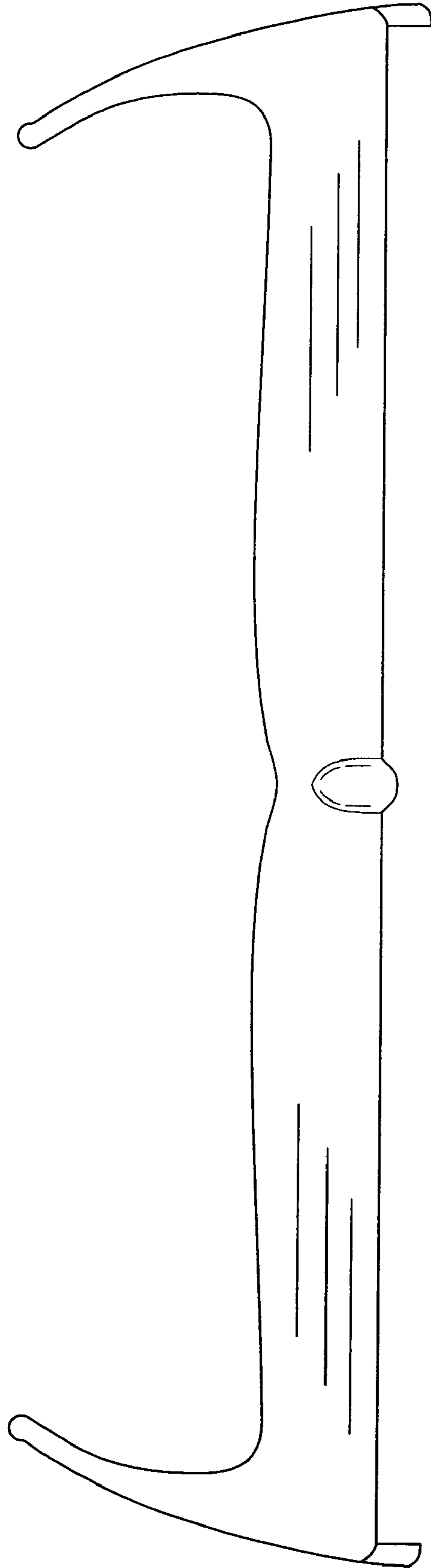
**FIG. 1**



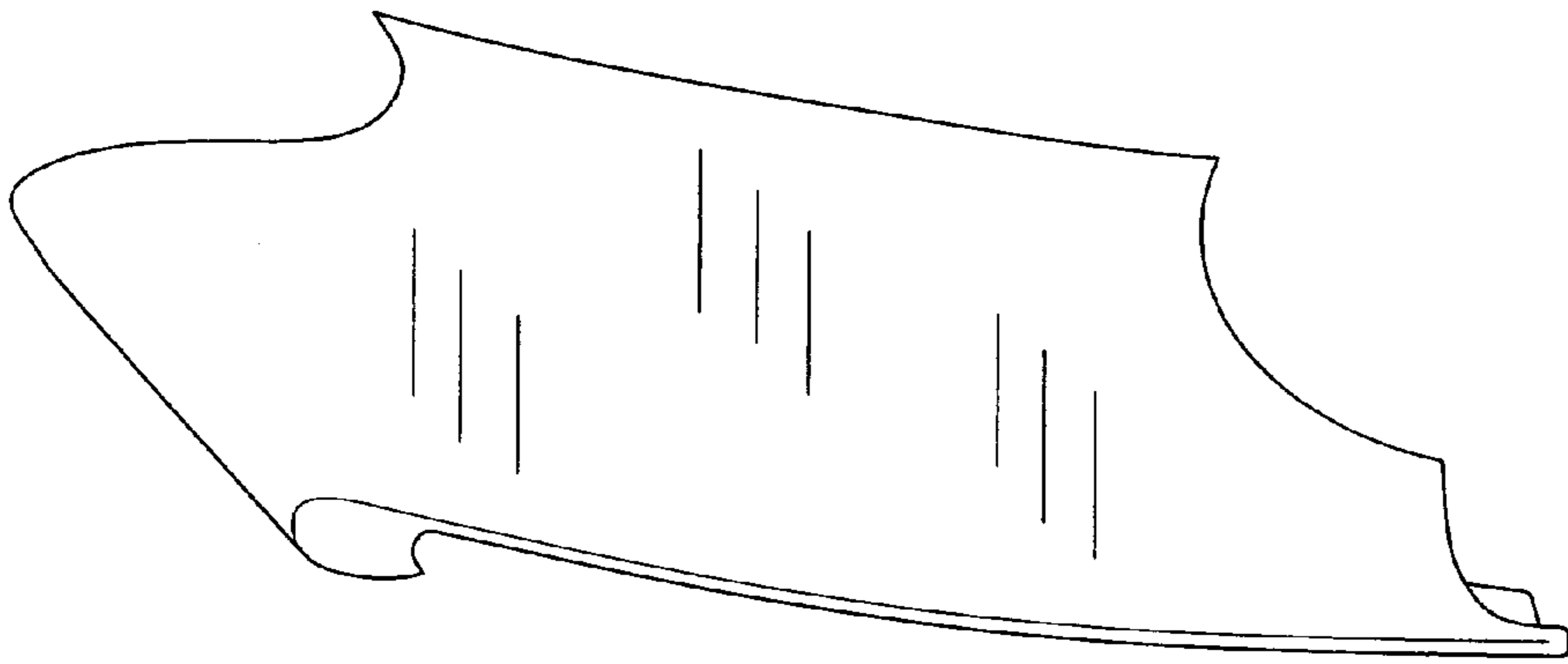
**FIG. 2**



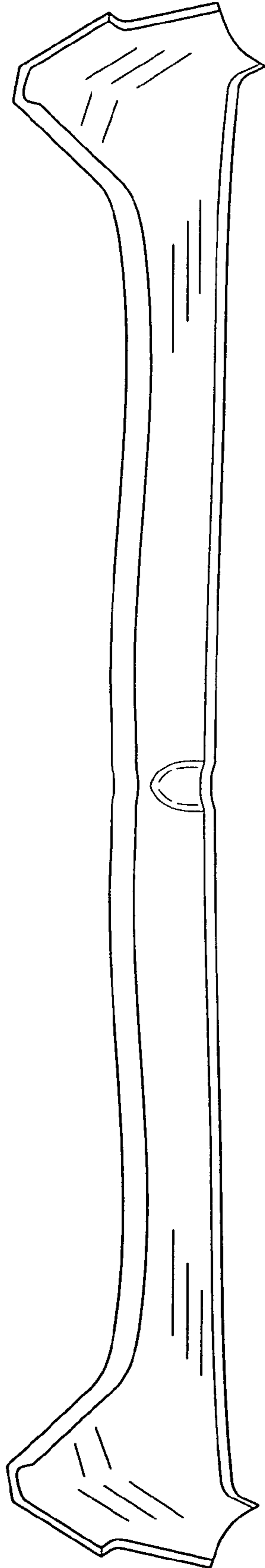
**FIG. 3**



**FIG. 4**



**FIG. 5**



**FIG. 6**