



US00D863445S

(12) **United States Design Patent**
Wolf

(10) **Patent No.:** **US D863,445 S**
(45) **Date of Patent:** **** Oct. 15, 2019**

- (54) **RING TOSS GAME**
- (71) Applicant: **FIRST-N-TEN LLC**, North
Tonawanda, NY (US)
- (72) Inventor: **Michael C. Wolf**, North Tonawanda,
NY (US)
- (73) Assignee: **FIRST-N-TEN LLC**, North
Tonawanda, NY (US)
- (**) Term: **15 Years**
- (21) Appl. No.: **29/667,603**
- (22) Filed: **Oct. 23, 2018**
- (51) **LOC (12) Cl.** **21-01**
- (52) **U.S. Cl.**
USPC **D21/304**; D21/302
- (58) **Field of Classification Search**
USPC D21/300–303, 306–307, 319, 335, 342,
D21/386, 669, 705, 789, 790, 791;
273/108, 343, 398, 404, 407, 410;
473/164, 172, 197, 436
CPC A63B 67/00; A63B 67/002; A63B 63/00;
A63B 71/022
See application file for complete search history.

(56) **References Cited**

U.S. PATENT DOCUMENTS

- D321,736 S * 11/1991 Franklin D21/305
- 5,441,267 A * 8/1995 Alder G09F 17/00
116/173
- D478,938 S * 8/2003 Vande Hey D21/302
- D481,763 S * 11/2003 Roy D21/304
- D570,417 S * 6/2008 Poe D21/302

- D576,685 S * 9/2008 Queally D21/302
- D626,181 S * 10/2010 Lima D21/302
- D634,789 S * 3/2011 Hoge, Jr. D21/302
- D635,196 S * 3/2011 Voden D21/302
- 8,128,093 B1 * 3/2012 Gerrish A63B 67/06
273/343
- D671,598 S * 11/2012 Makaruk D21/302
- D700,245 S * 2/2014 Overbay D21/304
- D738,431 S * 9/2015 Fiske D21/302
- D748,198 S * 1/2016 Nally D21/302
- 2002/0125644 A1 * 9/2002 Knudson A63B 63/00
273/398
- 2005/0082761 A1 * 4/2005 Lynch A63B 63/00
273/343
- 2009/0278317 A1 * 11/2009 Lima A63B 65/00
273/343
- 2017/0021254 A1 * 1/2017 Wolf A63B 67/06

* cited by examiner

Primary Examiner — Kevin K Rudzinski

Assistant Examiner — Mehri F Bajoul

(74) *Attorney, Agent, or Firm* — Hodgson Russ LLP

(57) **CLAIM**

The ornamental design for a ring toss game, as shown and described.

DESCRIPTION

FIG. 1 is a perspective view of a ring toss game showing my new design;

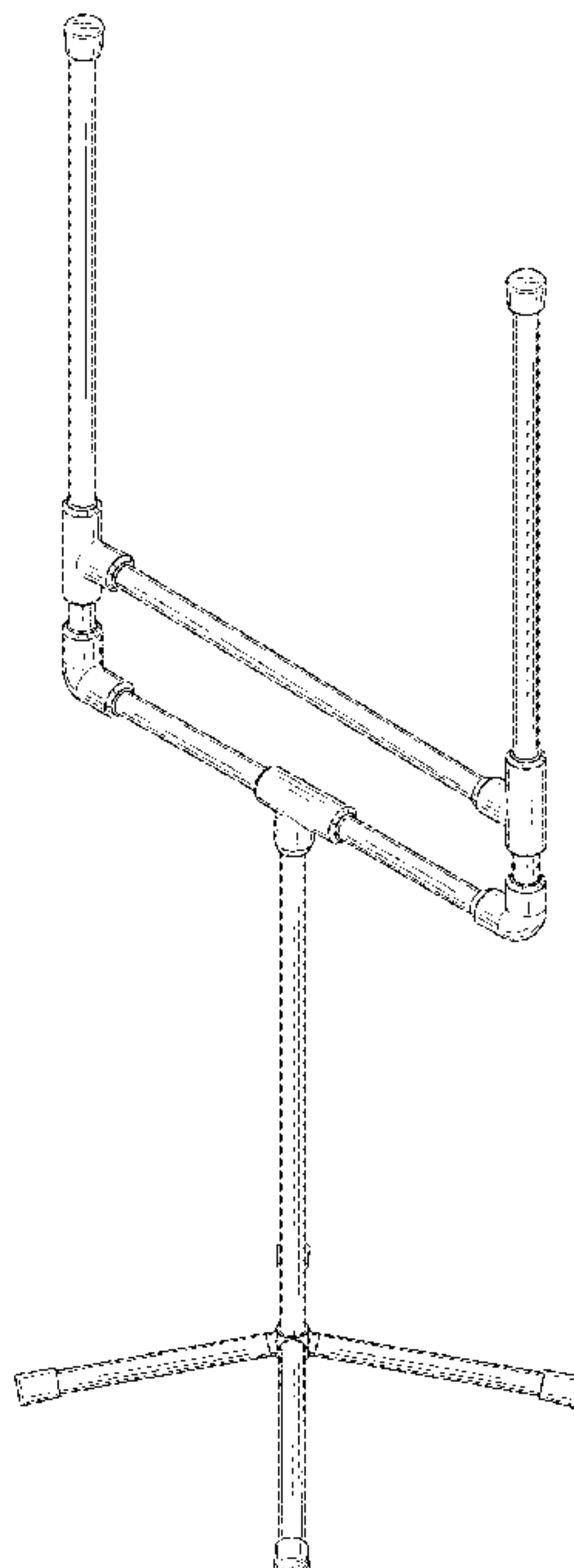
FIG. 2 is a front elevation view thereof, the rear elevation view being symmetrical thereto;

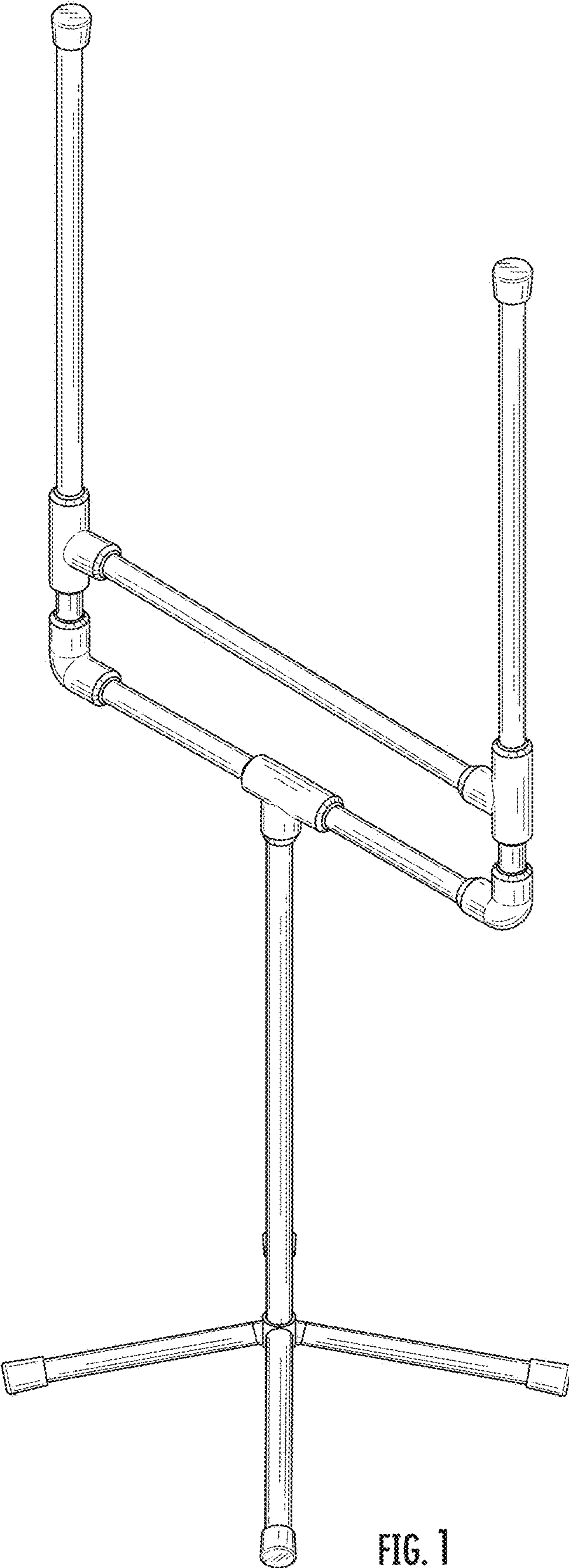
FIG. 3 is a right side elevation view thereof, the left side elevation view being symmetrical thereto;

FIG. 4 is a top plan view thereof; and,

FIG. 5 is a bottom plan view thereof.

1 Claim, 4 Drawing Sheets





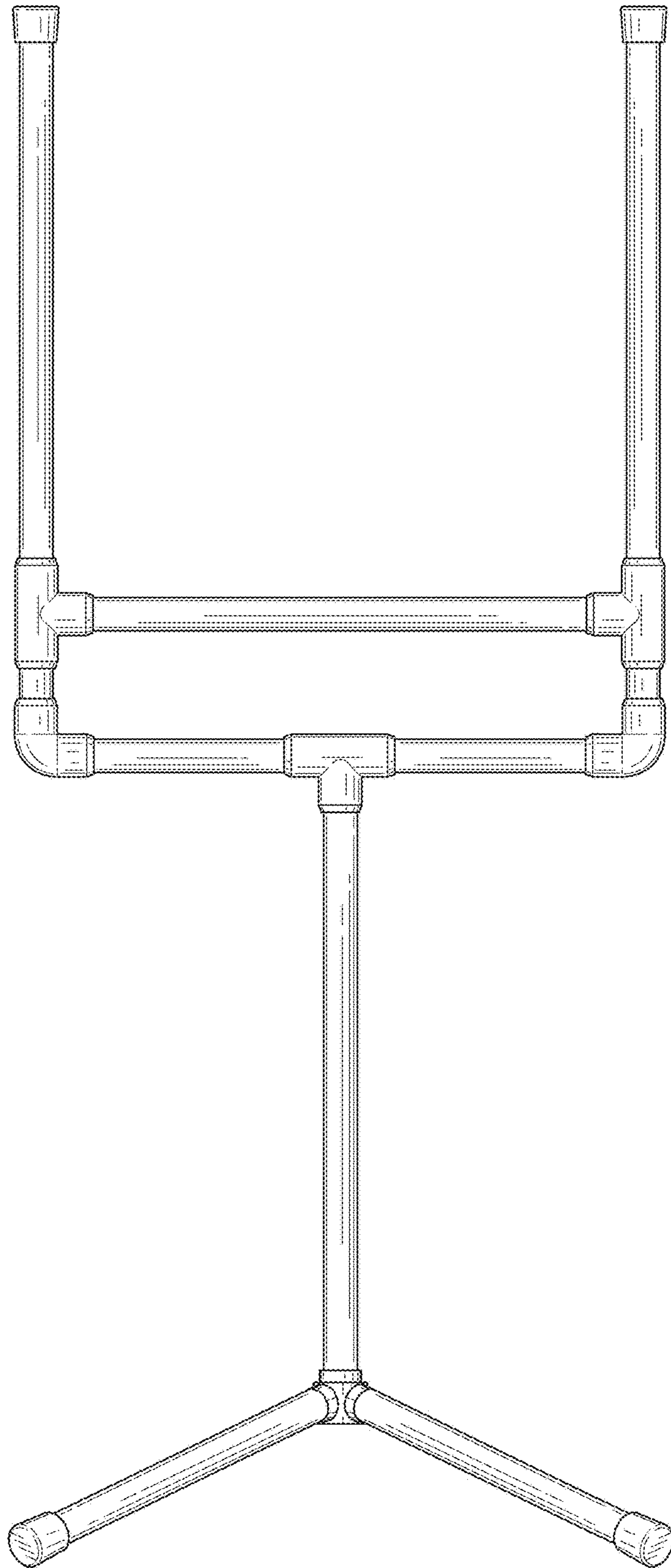


FIG. 2

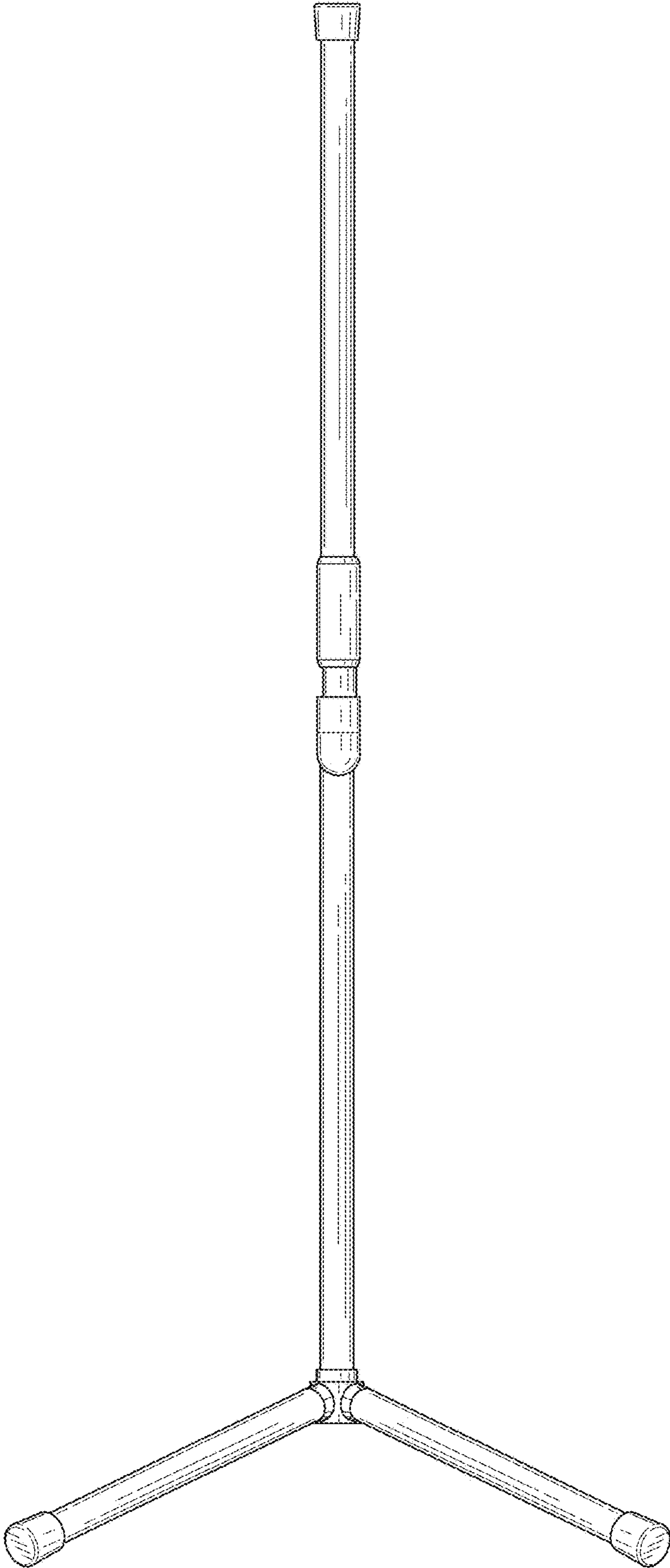


FIG. 3

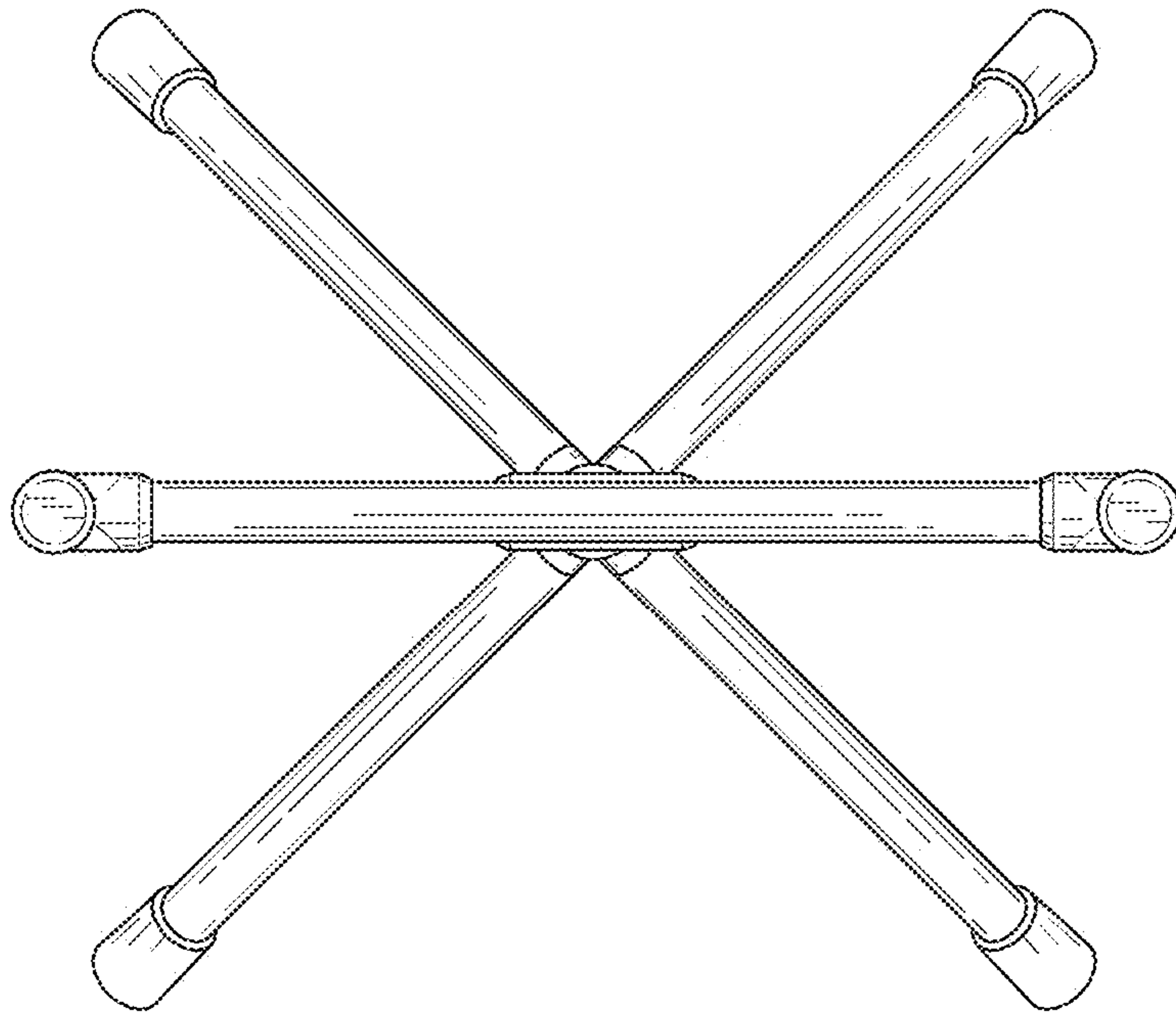


FIG. 4

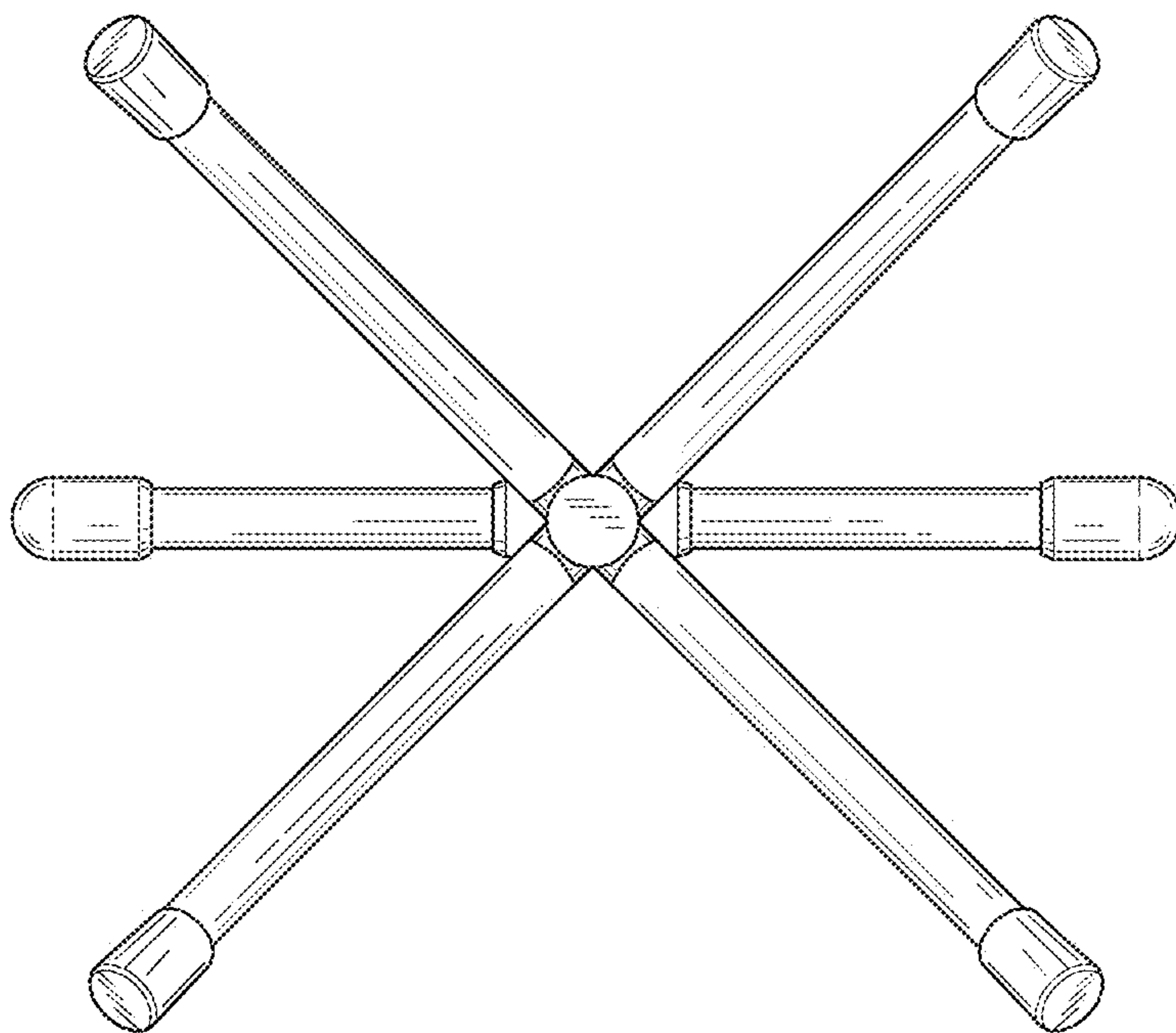


FIG. 5