



US00D801430S

(12) **United States Design Patent** (10) **Patent No.:** **US D801,430 S**
Bagnell et al. (45) **Date of Patent:** **** Oct. 31, 2017**

(54) **CARD APPLIQUE**

(71) Applicants: **Nathaniel Bagnell**, Brampton (CA);
Kunal Arneja, Markham (CA); **Deepak Kanda**, Mississauga (CA)

(72) Inventors: **Nathaniel Bagnell**, Brampton (CA);
Kunal Arneja, Markham (CA); **Deepak Kanda**, Mississauga (CA)

(73) Assignee: **CUCU INC.**, Toronto (CA)

(**) Term: **14 Years**

(21) Appl. No.: **29/523,303**

(22) Filed: **Apr. 8, 2015**

(51) **LOC (10) Cl.** **19-08**

(52) **U.S. Cl.**
USPC **D19/10**

(58) **Field of Classification Search**
USPC D19/1-12, 20-34, 100;

40/124.01-124.15, 672, 661, 726, 776,
40/617; 283/72, 74-75, 103, 105-117,
283/82, 70, 94, 81, 907; 206/449;
D21/385; D20/10, 22, 27, 40, 42, 11;
D14/435-437; 235/380, 382, 487, 493,
235/488; D6/613, 583; 360/2; 702/158,
702/86, 97, 163, 166, 170

CPC B42D 15/00; B42D 15/022; B42D 15/027;
B42D 15/042; B42D 15/045; B42D
25/00; B42D 25/20; B42D 25/30; B42D
25/23; B42D 25/26; B42D 25/29; B42D
25/285; B42D 2033/00; B42D 2033/02;
B42D 2033/04; B42D 2033/08; B42D
2033/10; B42D 2033/18; B42D 2033/20;
B42D 2033/22; B42D 2033/28

See application file for complete search history.

(56) **References Cited**

U.S. PATENT DOCUMENTS

D189,333 S * 11/1960 Hayden D3/247
D318,267 S * 7/1991 Kozono D13/148
D324,305 S * 3/1992 Prey D3/247
D511,543 S * 11/2005 Lubking D19/10
D515,134 S * 2/2006 Stewart, III D19/9
D597,058 S * 7/2009 Sheppard D14/142
D733,218 S * 6/2015 Baker D19/27
2005/0194453 A1* 9/2005 Conner G06K 19/044
235/492

* cited by examiner

Primary Examiner — Abraham Bahta

(74) *Attorney, Agent, or Firm* — Perry + Currier Inc.

(57) **CLAIM**

What is claimed is the ornamental design for the card applique, as shown and described.

DESCRIPTION

FIG. 1 is a top view of a card applique according to an embodiment.


FIG. 2 is a bottom view of the card applique of FIG. 1; and, FIG. 3 is a top view of the card applique of FIG. 1 applied to a credit, debit, or similar card.

The broken line showing portions of the card applique is included for the purpose of illustrating environmental structure and forms no part of the claimed design.

The card applique has no appreciable thickness.

The design is an applique or sticker that may be applied to a credit, debit, or similar card. Side, front, and rear views are omitted for being not descriptive, as the design appears as a line in such views.

1 Claim, 1 Drawing Sheet






FIG. 1




FIG. 2

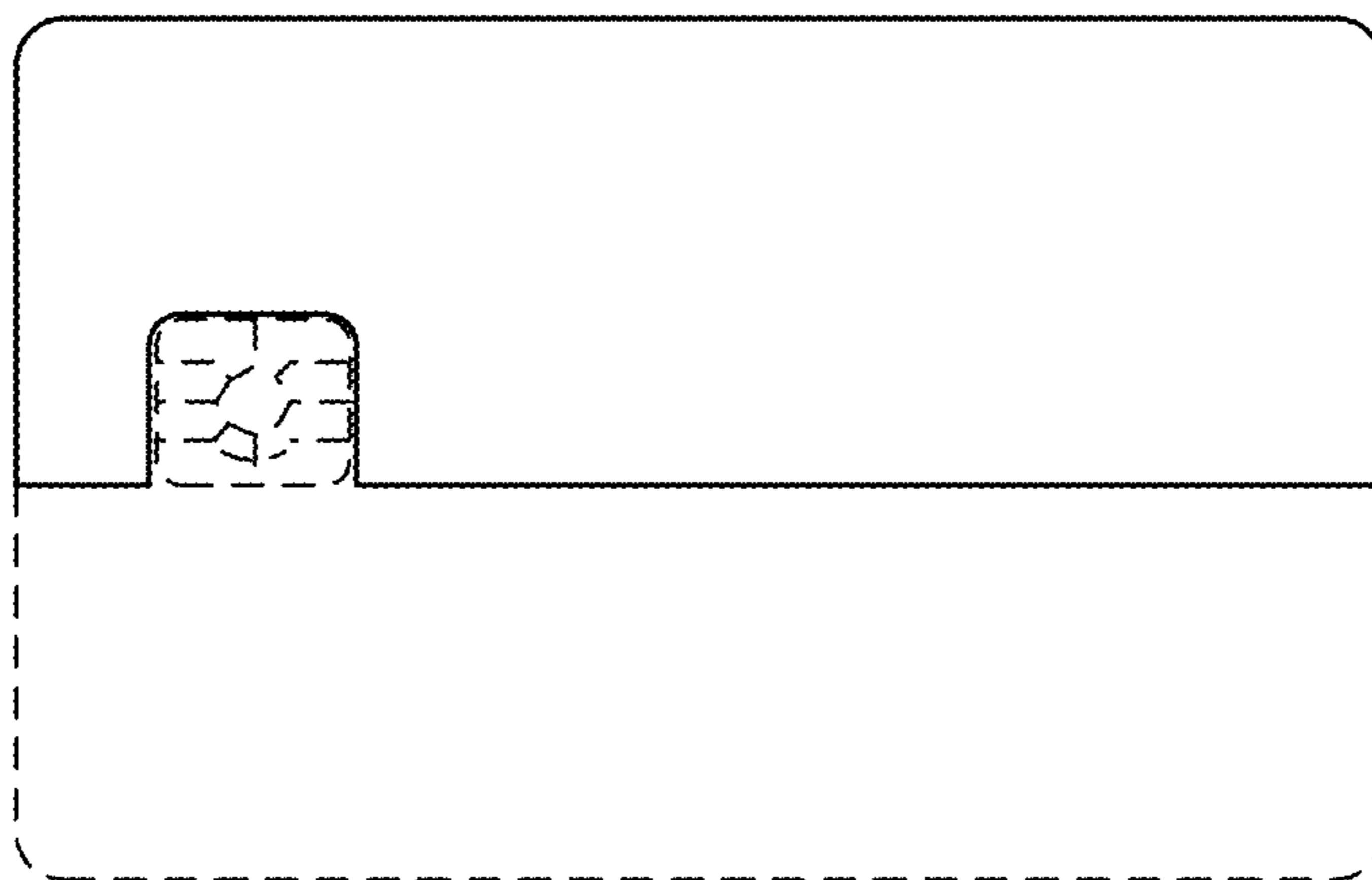


FIG. 3