



US00D419040S

United States Patent [19] Rimback

[11] **Patent Number: Des. 419,040**

[45] **Date of Patent: ** Jan. 18, 2000**

[54] **ICE CREAM SCOOP HANDLE**

[75] Inventor: **Peter Rimback**, S. Euclid, Ohio

[73] Assignee: **Hanover Catalog Holdings, Inc.**,
Weehawken, N.J.

[**] Term: **14 Years**

[21] Appl. No.: **29/104,268**

[22] Filed: **Apr. 30, 1999**

Related U.S. Application Data

[63] Continuation-in-part of application No. 29/090,183, Jul. 1, 1998.

[51] **LOC (7) Cl.** **07-99**

[52] **U.S. Cl.** **D7/681**

[58] **Field of Search** D7/681, 646, 691,
D7/692, 393-395; 30/324; 294/55; 425/276,
279, 283, DIG. 13; 16/110 R, 110.5, 116 R

[56] References Cited

U.S. PATENT DOCUMENTS

| | | | | |
|------------|---------|----------------|-------|--------|
| D. 184,076 | 12/1958 | Wheaton | | D7/681 |
| D. 294,101 | 2/1988 | Steinko | . | |
| D. 305,852 | 2/1990 | Clement et al. | | D7/681 |
| D. 318,988 | 8/1991 | Antonacci | | D7/681 |
| D. 329,784 | 9/1992 | Wong | | D7/681 |
| D. 332,378 | 1/1993 | Thomas et al. | | D7/681 |
| D. 335,070 | 4/1993 | Empie | | D7/681 |
| D. 371,284 | 7/1996 | Reinier et al. | | D7/681 |

| | | | | |
|------------|---------|--------------|-------|---------|
| D. 390,758 | 2/1998 | Henry et al. | | D7/681 |
| D. 391,811 | 3/1998 | Molo et al. | | D7/681 |
| 4,392,806 | 7/1983 | Laurent | | 425/286 |
| 4,699,582 | 10/1987 | Chen | | 425/187 |
| 5,000,672 | 3/1991 | Halimi | | 425/279 |
| 5,131,832 | 7/1992 | Budreau | | 425/277 |
| 5,368,465 | 11/1994 | Wanderer | | 425/187 |

Primary Examiner—Terry A. Wallace
Attorney, Agent, or Firm—Thompson Hine & Flory LLP

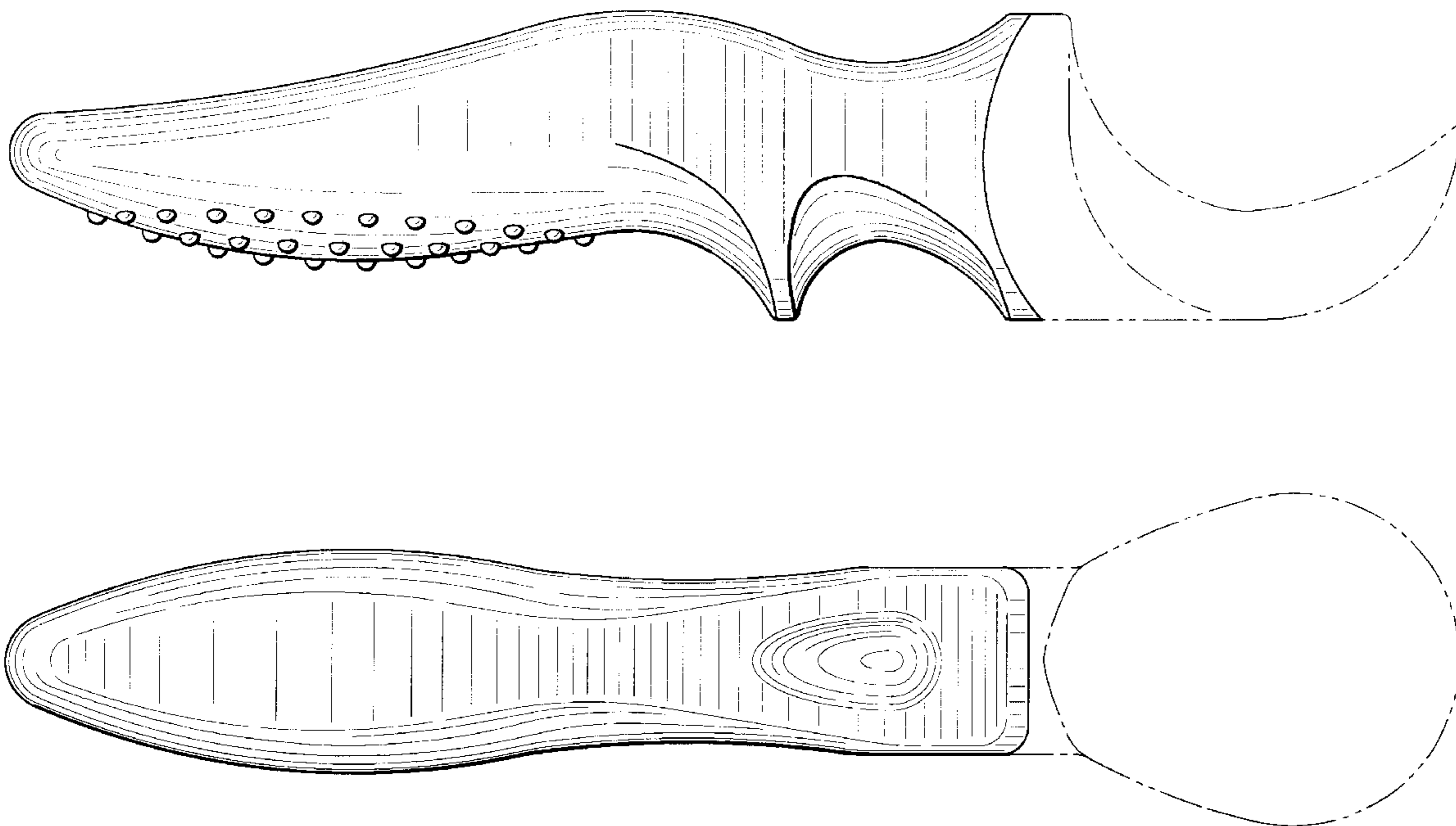
[57] CLAIM

The ornamental design for an ice cream scoop handle, as shown described.

DESCRIPTION

FIG. 1 is a side view of the ice cream scoop handle bearing the ornamental design of the invention;
 FIG. 2 is a top view of the ice cream scoop handle bearing the ornamental design of the invention;
 FIG. 3 is a bottom view of the ice cream scoop handle bearing the ornamental design of the invention;
 FIG. 4 is a front view of the ice cream scoop handle (taken along lines 4—4 of FIG. 3) bearing the ornamental design of the invention;
 FIG. 5 is a rear view of the ice cream scoop handle bearing the ornamental design of the invention; and,
 FIG. 6 is a perspective view of the ice cream scoop handle bearing the ornamental design of the invention.
 The broken lines showing the bowl or scoop portion of the ice cream scoop in FIGS. 1, 2, 3, 5 and 6 are for illustrative purposes only and form no part of the claimed design.

1 Claim, 3 Drawing Sheets



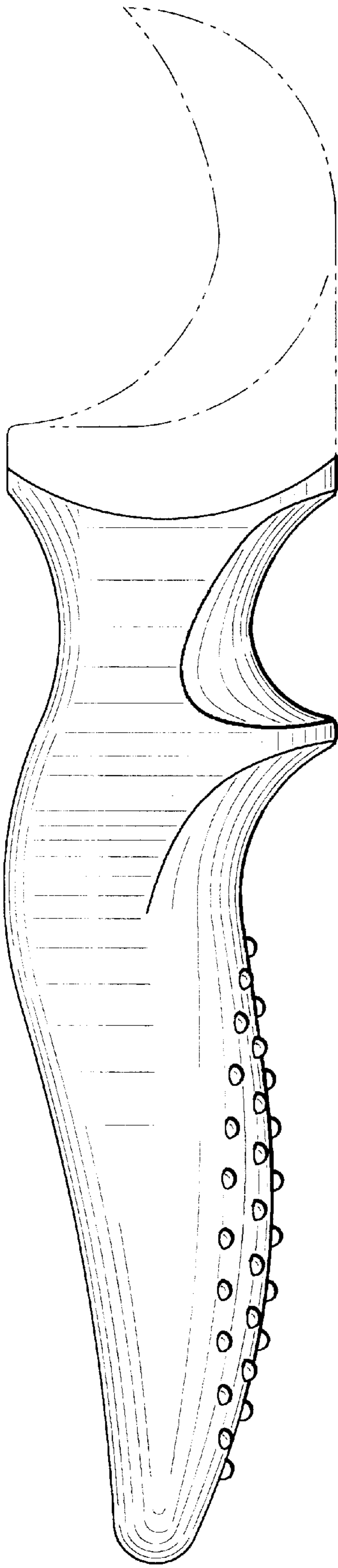


FIG. 1

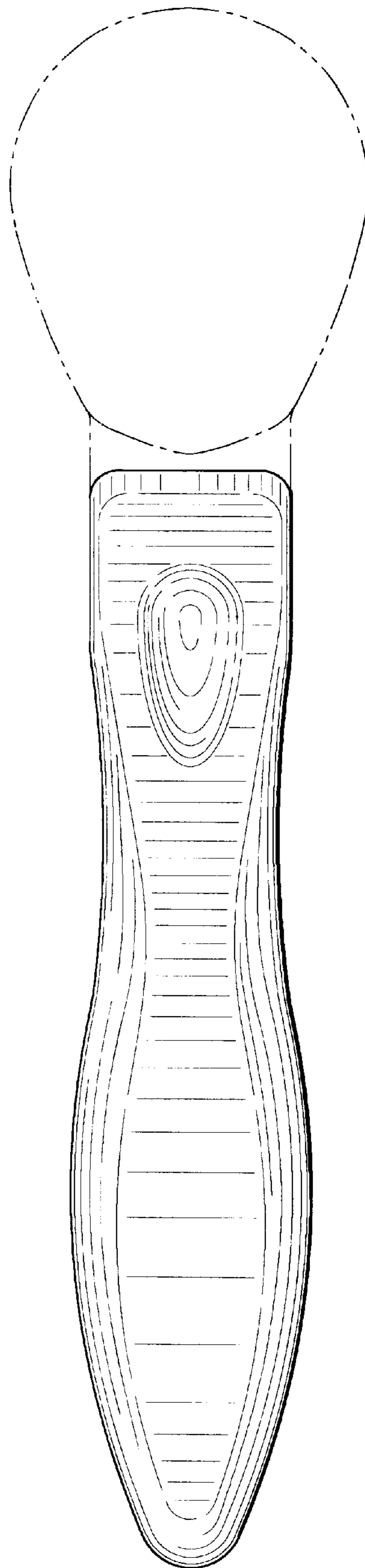


FIG. 2

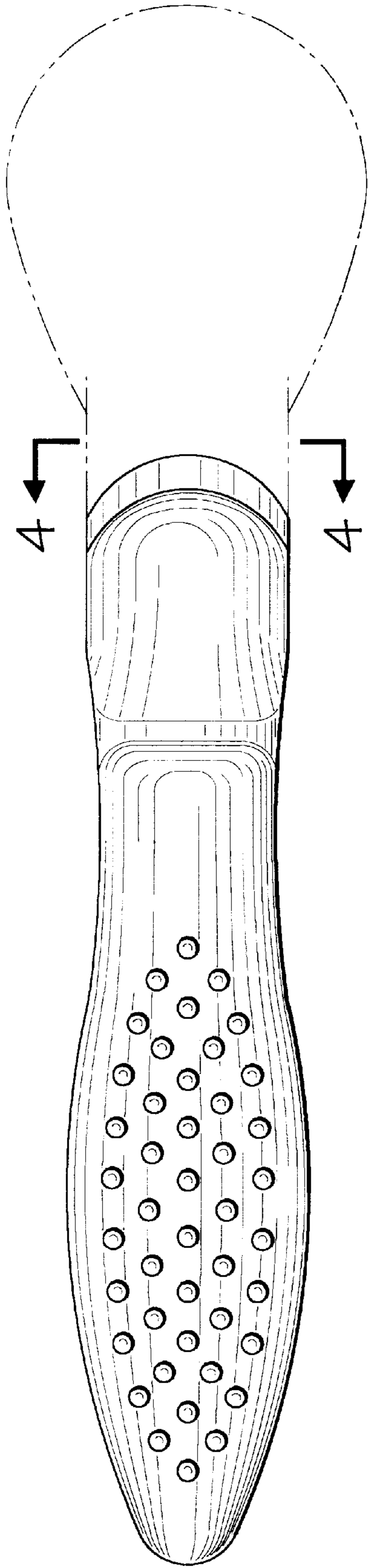


FIG. 3

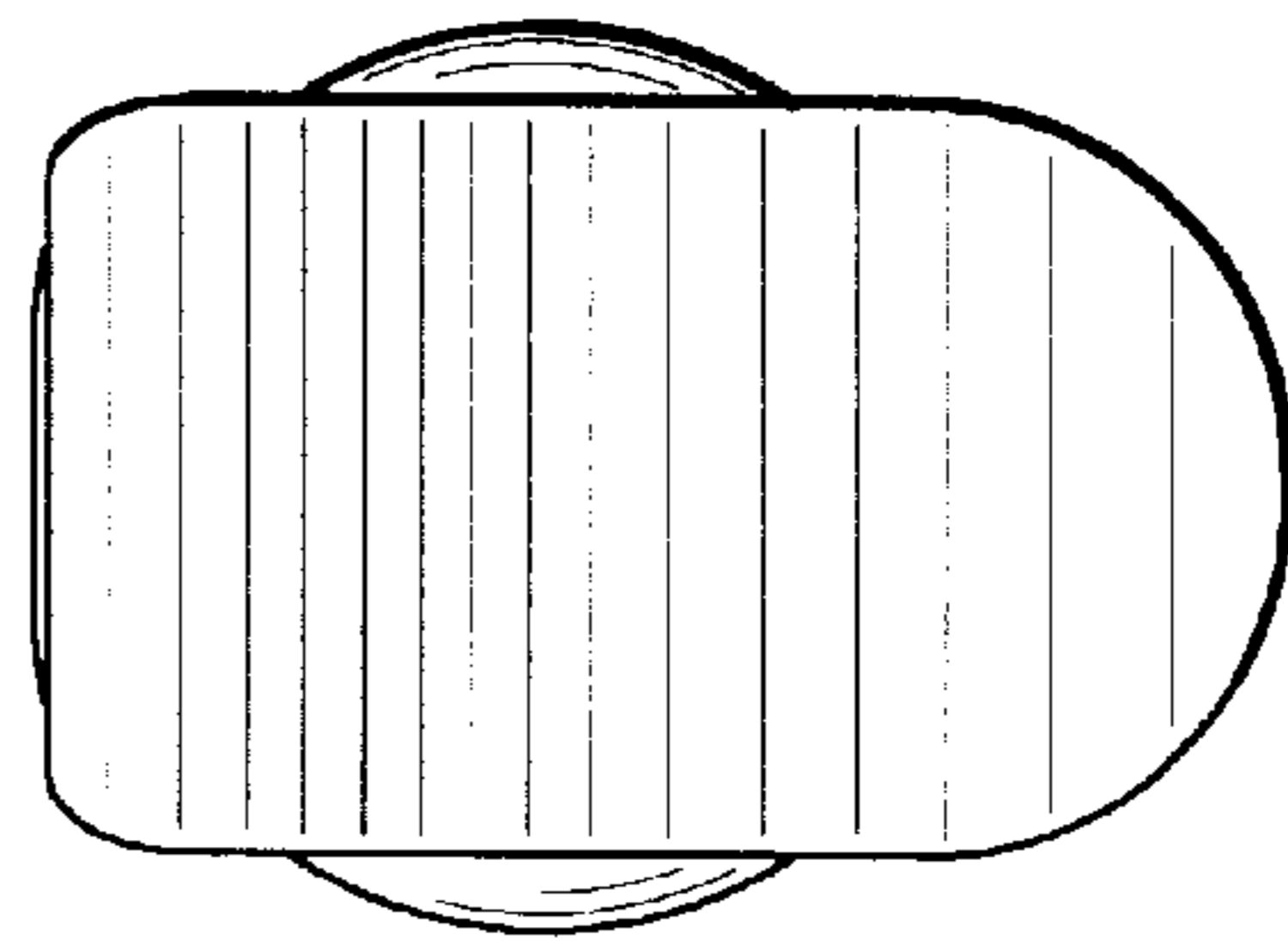


FIG. 4

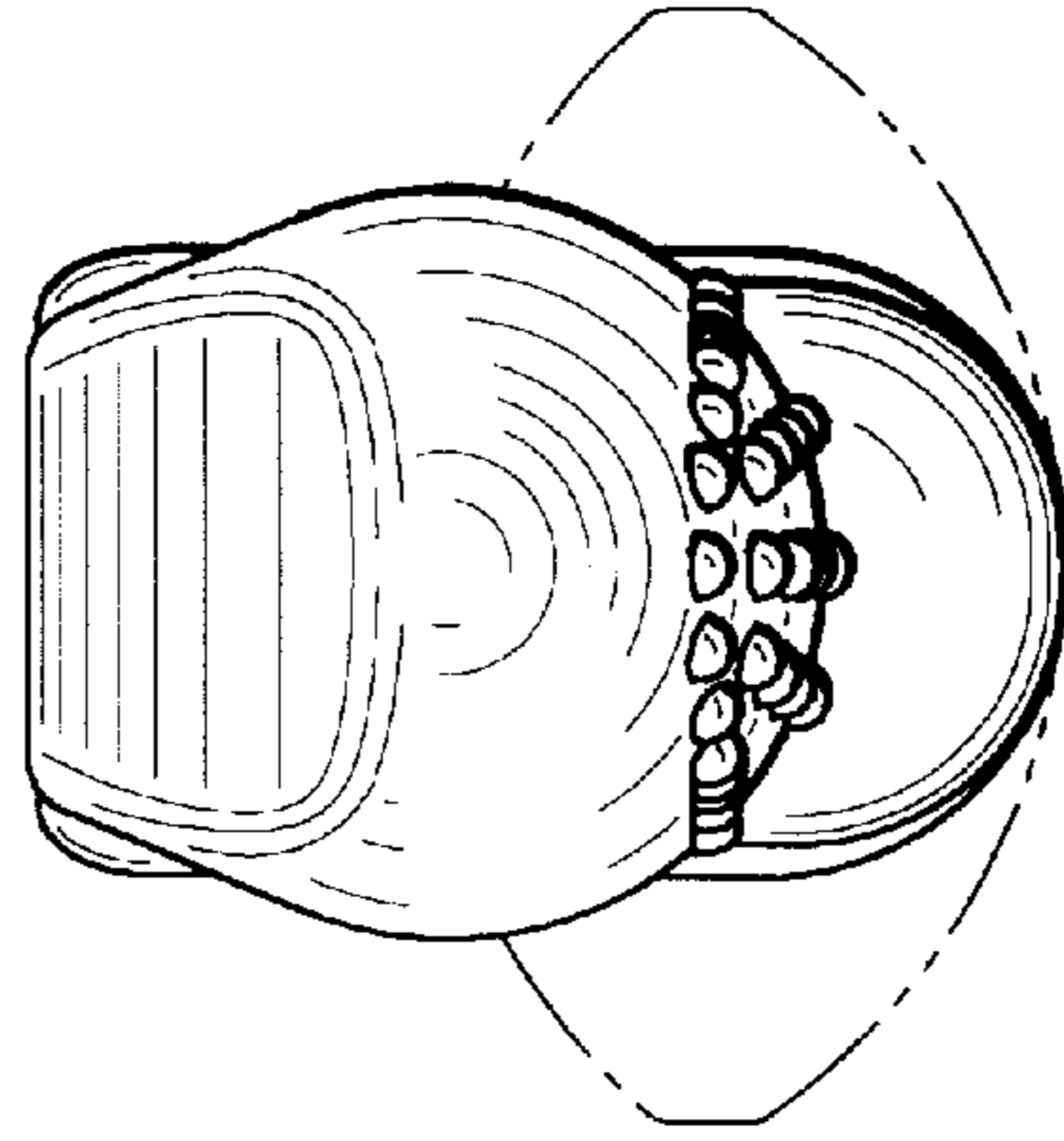


FIG. 5

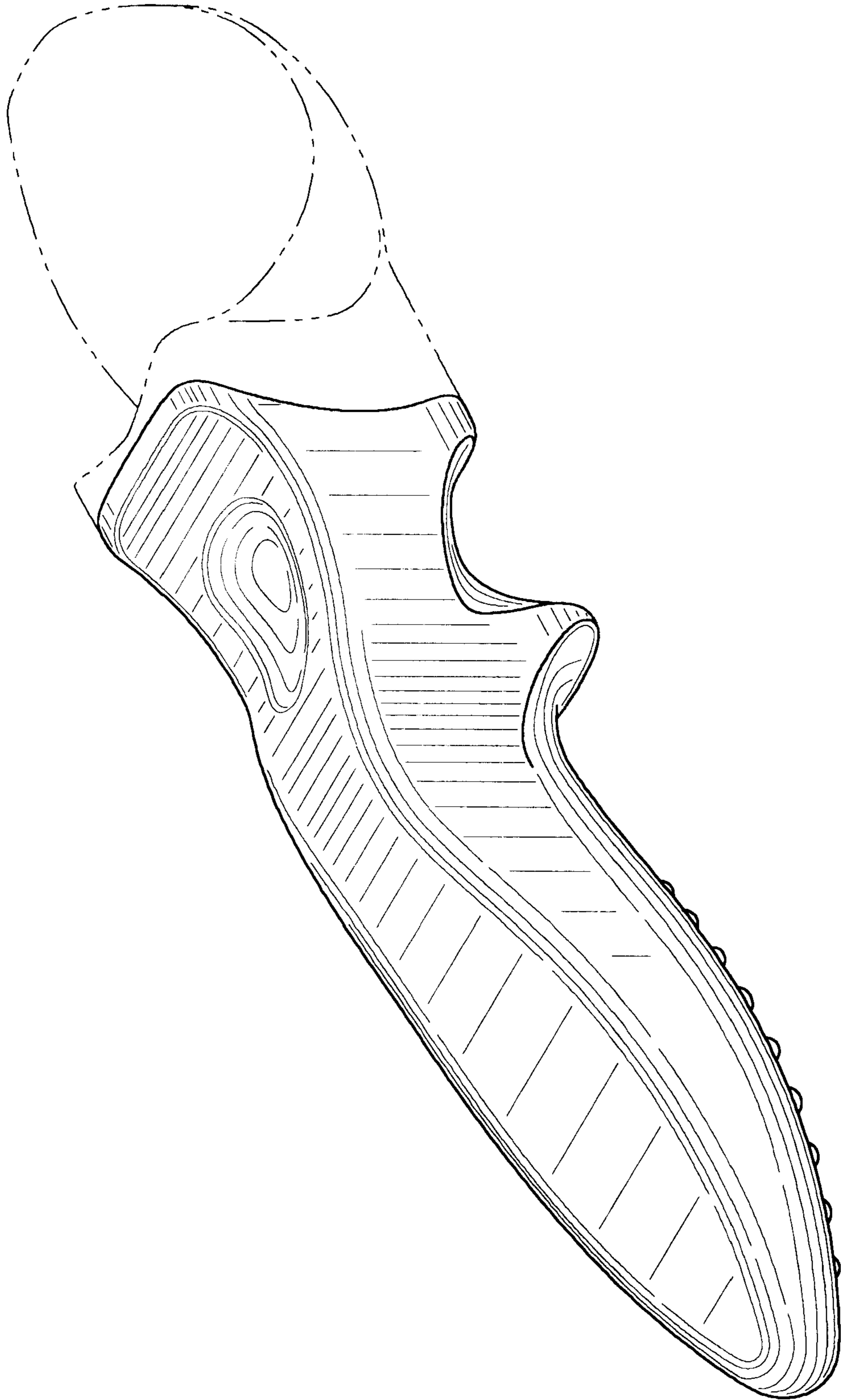


FIG. 6