



US010458059B2

(12) **United States Patent**
Christensen

(10) **Patent No.: US 10,458,059 B2**
(45) **Date of Patent: Oct. 29, 2019**

(54) **BASEMENT ASSEMBLY FOR REDUCING NOISE LEVELS OF A HOUSEHOLD APPLIANCE**

USPC 134/115 R, 200, 201; 68/3 R, 212;
181/200, 284, 295, 198
See application file for complete search history.

(71) Applicant: **WHIRLPOOL CORPORATION**,
Benton Harbor, MI (US)

(56) **References Cited**

(72) Inventor: **Mark Christensen**, Stevensville, MI
(US)

U.S. PATENT DOCUMENTS

(73) Assignee: **Whirlpool Corporation**, Benton
Harbor, MI (US)

3,529,881 A	9/1970	Kaldenberg	
5,056,341 A *	10/1991	Mori	D06F 39/001 206/320
5,515,702 A *	5/1996	Park	D06F 39/12 134/201
5,855,353 A	1/1999	Shaffer et al.	
7,409,959 B2 *	8/2008	Retsema	A47L 15/4209 134/200
8,015,848 B2 *	9/2011	Colon	A47L 15/4257 68/3 R
8,020,662 B1 *	9/2011	Colon	A47L 15/4209 134/115 R
8,556,025 B2	10/2013	Fritz et al.	
8,662,246 B2	3/2014	Classen et al.	

(*) Notice: Subject to any disclaimer, the term of this patent is extended or adjusted under 35 U.S.C. 154(b) by 79 days.

(21) Appl. No.: **15/696,655**

(22) Filed: **Sep. 6, 2017**

(65) **Prior Publication Data**

US 2019/0071817 A1 Mar. 7, 2019

FOREIGN PATENT DOCUMENTS

(51) **Int. Cl.**

G10K 11/162	(2006.01)
G10K 11/16	(2006.01)
D06F 58/20	(2006.01)
G10K 11/00	(2006.01)
E04B 1/82	(2006.01)
D06F 39/12	(2006.01)
A47L 15/42	(2006.01)
D06F 39/00	(2006.01)
G10K 11/168	(2006.01)

GB 2232422 12/1990

Primary Examiner — Tan Le

(74) *Attorney, Agent, or Firm* — Price Heneveld LLP

(52) **U.S. Cl.**

CPC **D06F 58/20** (2013.01); **A47L 15/4209** (2016.11); **D06F 39/12** (2013.01); **G10K 11/162** (2013.01); **A47L 15/4272** (2013.01); **D06F 39/001** (2013.01); **G10K 11/168** (2013.01)

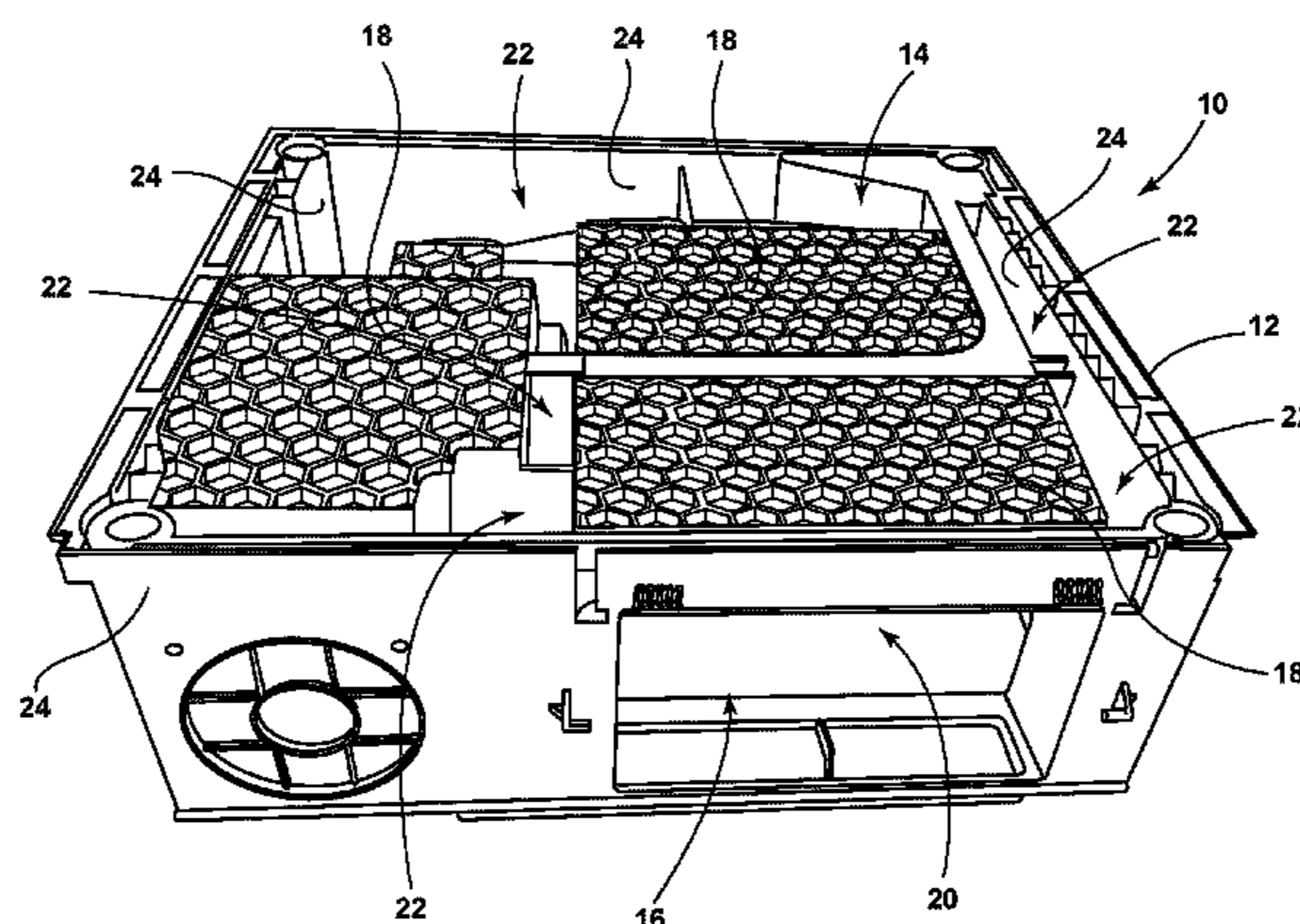
(57) **ABSTRACT**

A basement assembly of a household appliance is provided herein. A basement has a bottom compartment and a top compartment. The bottom compartment is separated from the top compartment and includes a plurality of voids. A plurality of acoustic pads are configured to reduce noise levels produced by the household appliance. Each of the acoustic pads is configured to be received in one of the voids. A cover member is coupled to the basement and is configured to confine the acoustic pads therein.

(58) **Field of Classification Search**

CPC .. A47L 15/4209; A47L 15/4251; D06F 39/12; D06F 39/001; D06F 58/20; G01K 11/168; G01K 11/162

20 Claims, 7 Drawing Sheets



(56)

References Cited

U.S. PATENT DOCUMENTS

9,453,296 B2 * 9/2016 Rockwell D06F 37/24
2008/0128005 A1 * 6/2008 Haerberle A47L 15/4209
134/115 R
2011/0232701 A1 9/2011 Colon et al.
2012/0298154 A1 11/2012 Rockwell et al.

* cited by examiner

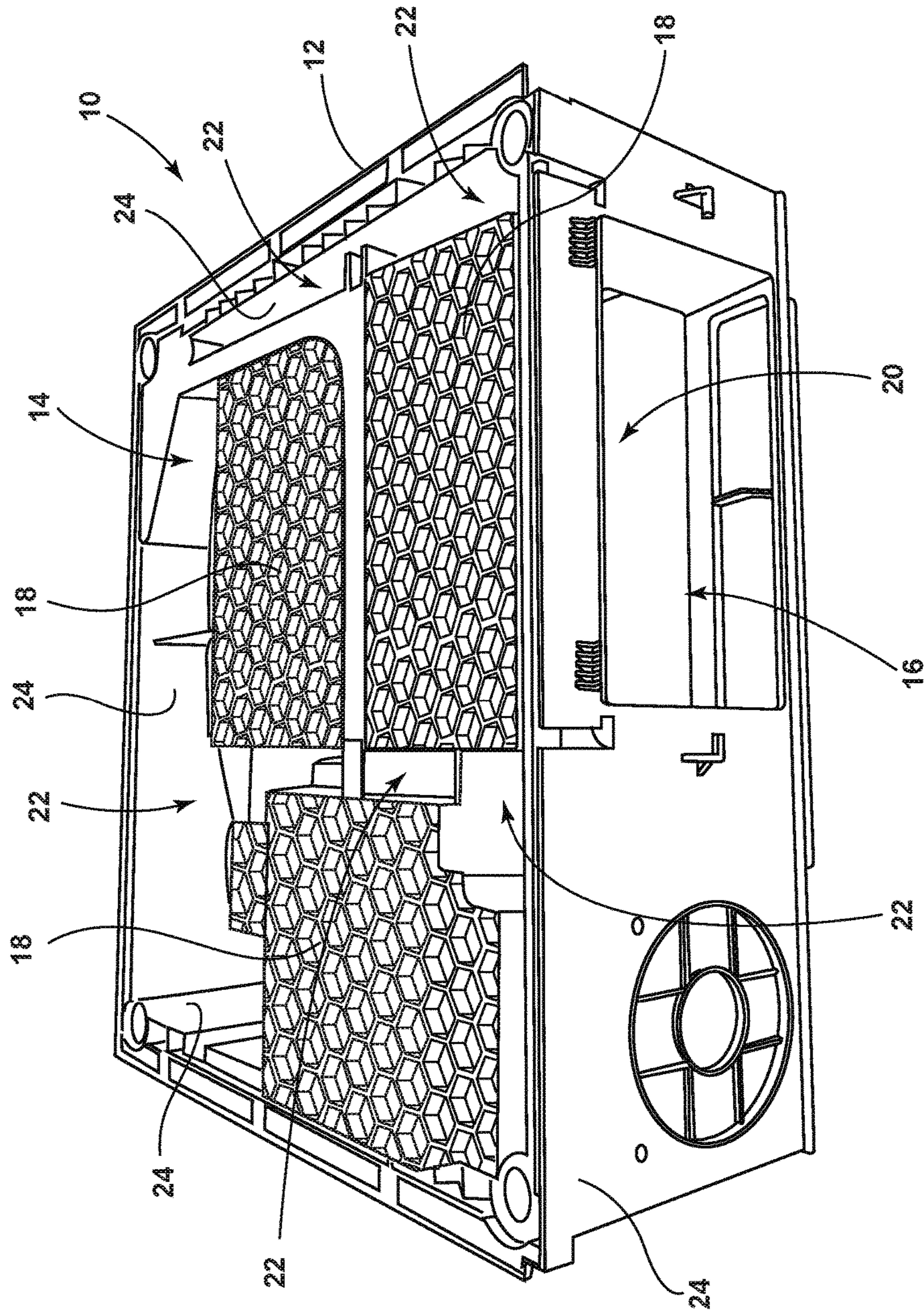


FIG. 1

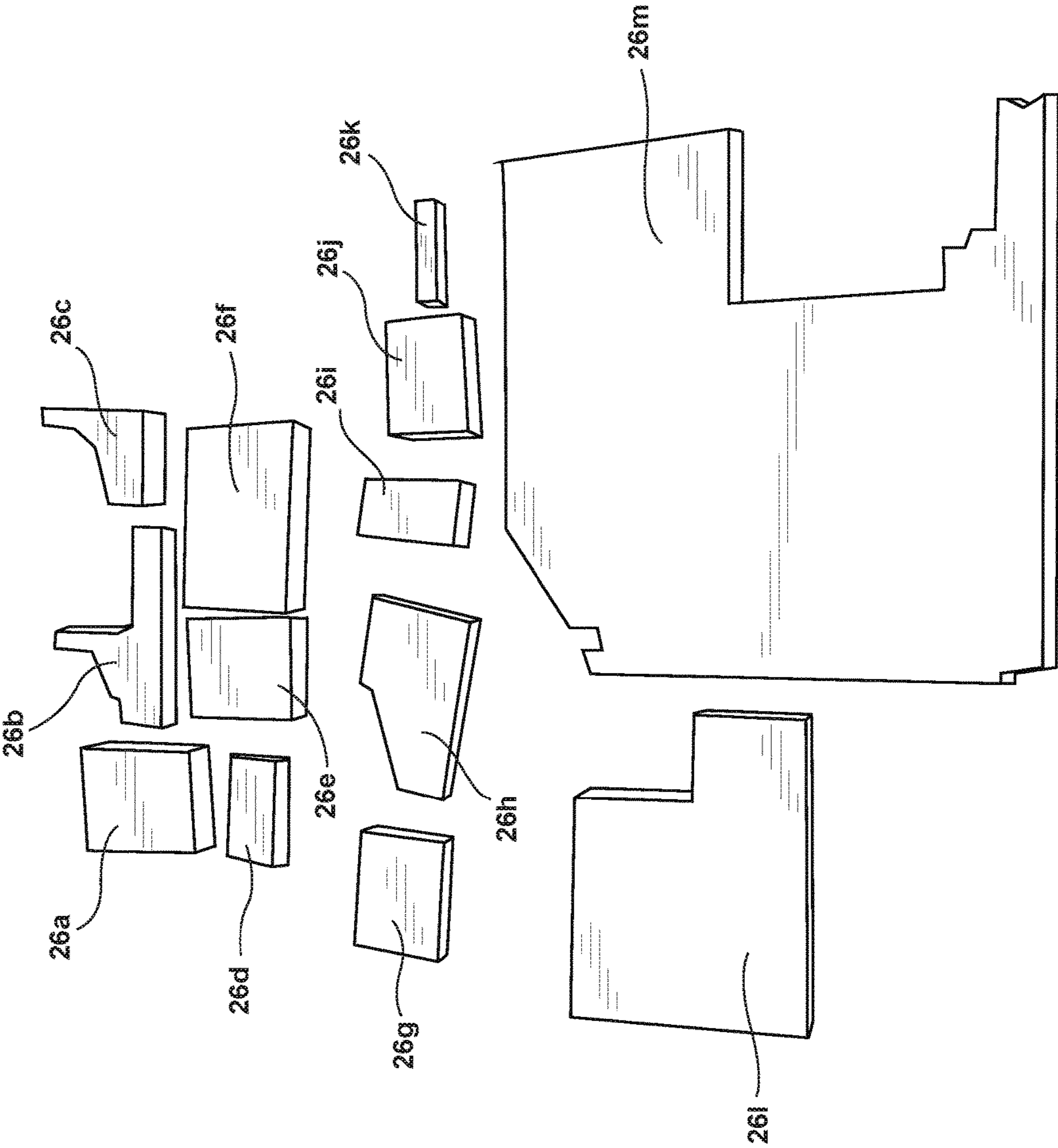


FIG. 2

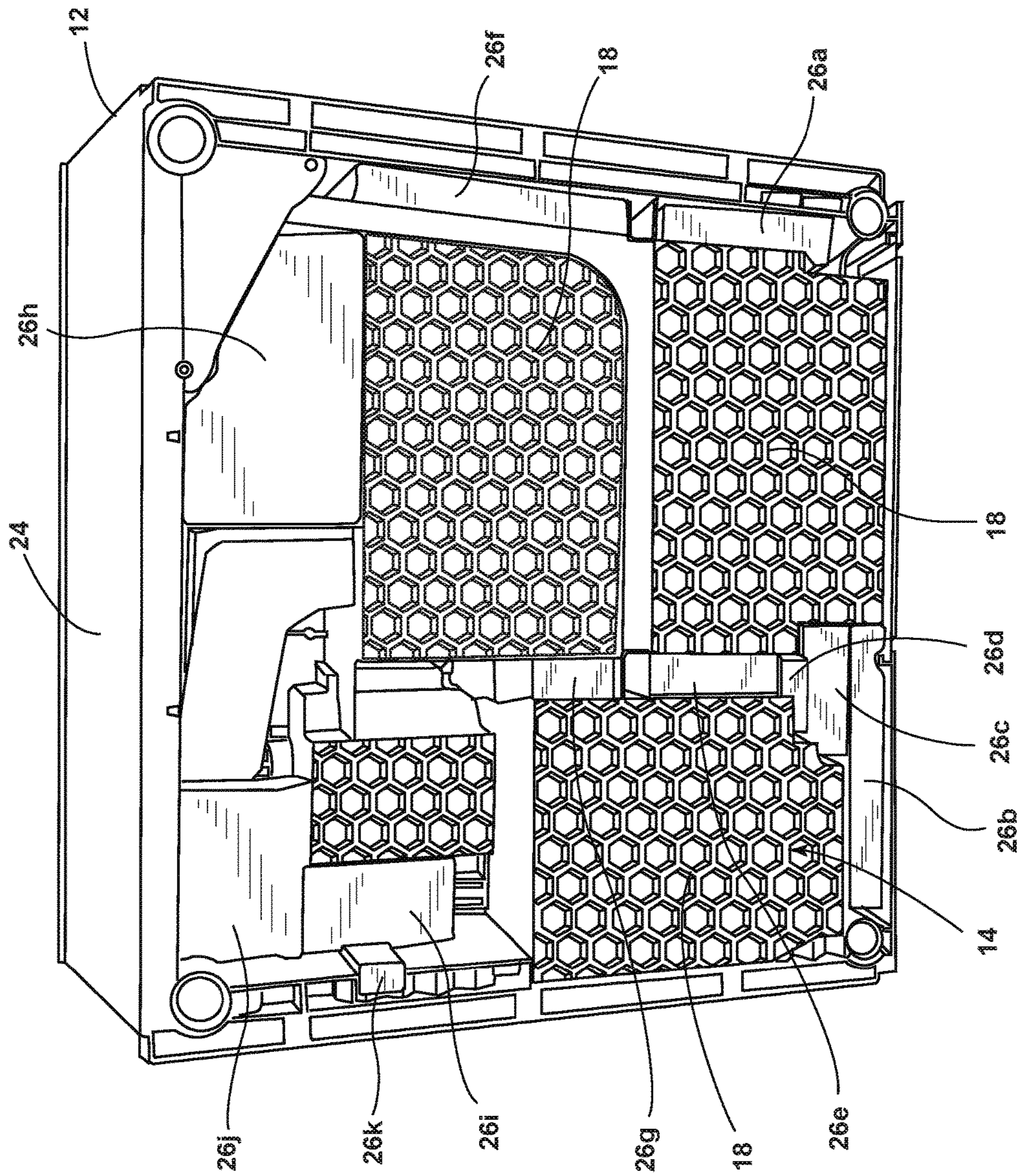


FIG. 3

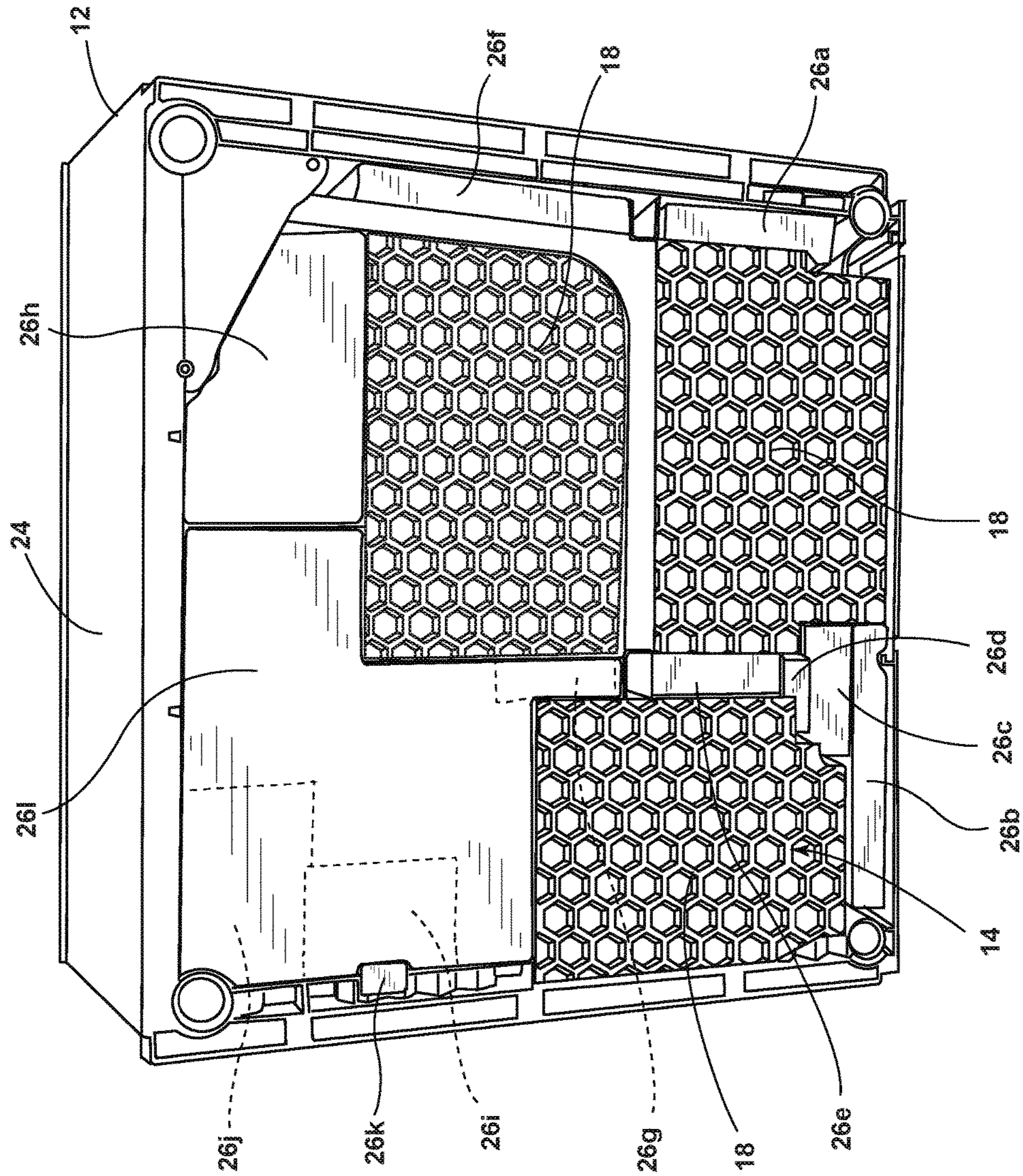


FIG. 4

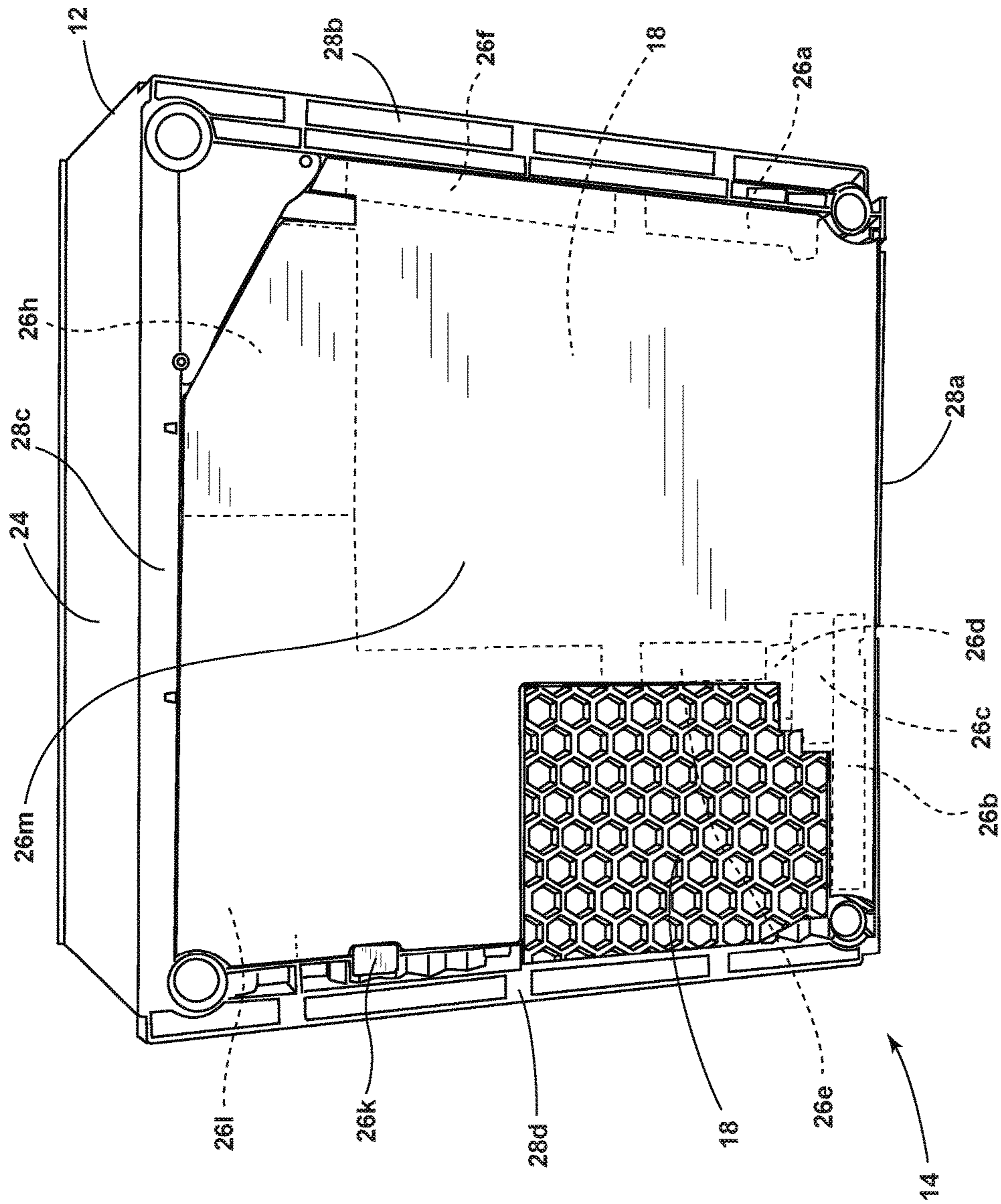


FIG. 5

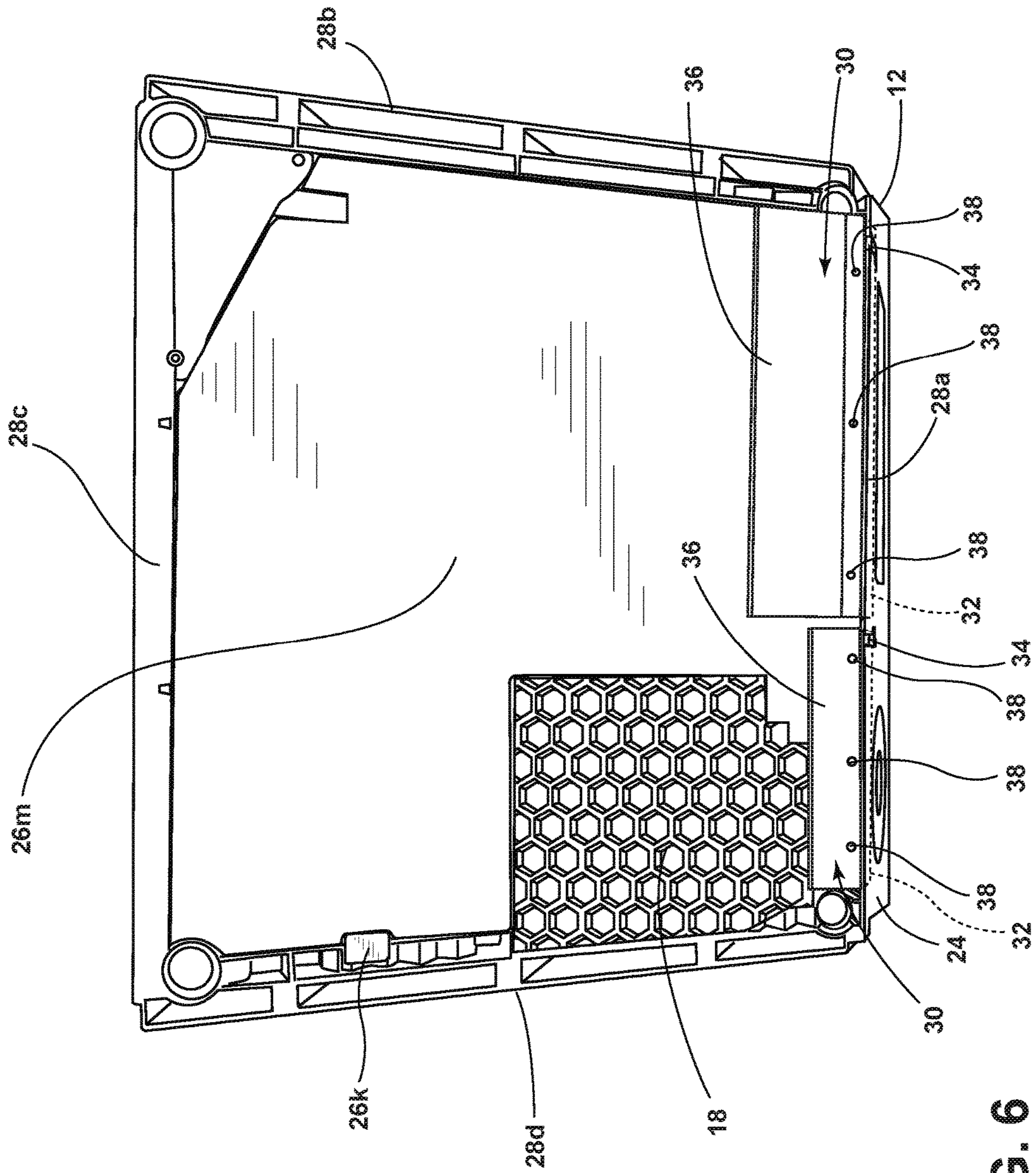


FIG. 6

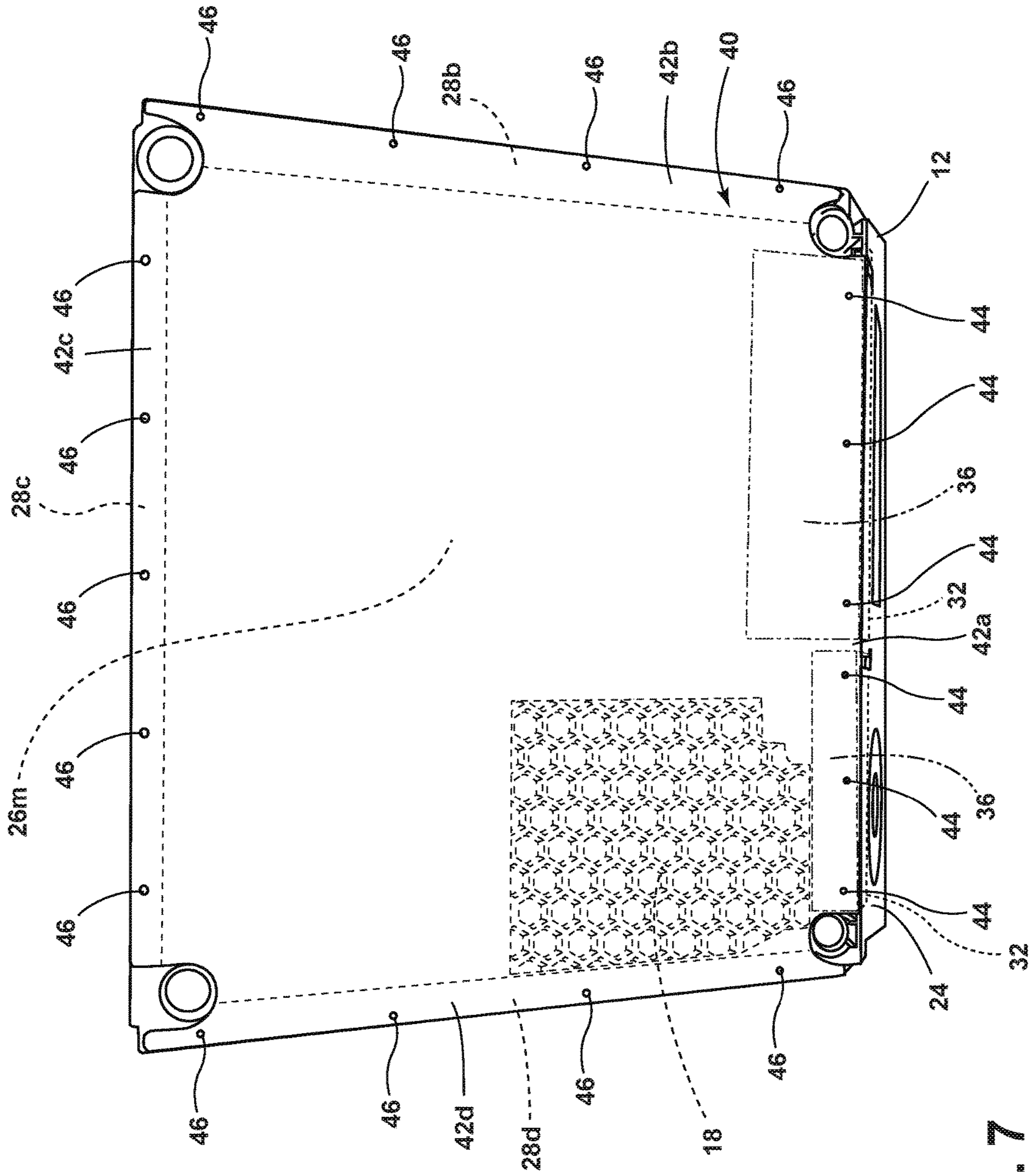


FIG. 7

1**BASEMENT ASSEMBLY FOR REDUCING
NOISE LEVELS OF A HOUSEHOLD
APPLIANCE**

FIELD OF THE DISCLOSURE

The present disclosure generally relates to basement assemblies for household appliances, and more particularly, to basement assemblies that reduce noise levels produced by household appliances.

BACKGROUND OF THE DISCLOSURE

Dryers and other household appliances can produce high noise levels during operation. Accordingly, there is a need for a means of reducing the noise levels produced by such household appliances. The present disclosure is intended to satisfy this need.

SUMMARY OF THE DISCLOSURE

According to one aspect of the present disclosure, a basement assembly of a household appliance is provided. A basement has a bottom compartment and a top compartment. The bottom compartment is separated from the top compartment and includes a plurality of voids. A plurality of acoustic pads are configured to reduce noise levels produced by the household appliance. Each of the acoustic pads is configured to be received in one of the voids. A cover member is coupled to the basement and is configured to confine the acoustic pads inside the bottom compartment.

According to another aspect of the present disclosure, a basement assembly of a household appliance is provided. A basement has a bottom compartment, a top compartment, and a divider separating the bottom compartment from the top compartment. The bottom compartment includes a plurality of voids each defined by at least one of the divider and one or more side walls of the basement. At least one acoustic pad is configured to reduce noise levels produced by the household appliance. The at least one acoustic pad is configured to be received in an empty space of the bottom compartment and is frictionally engaged to at least one of the divider and the one or more side walls of the basement. A cover member is coupled to the basement and is configured to confine the at least one acoustic pad inside the bottom compartment.

According to yet another aspect of the present disclosure, a basement assembly of a household appliance is provided. A basement has a bottom compartment and a top compartment. The bottom compartment is separated from the top compartment and includes a plurality of voids. A plurality of acoustic pads are configured to reduce noise levels produced by the household appliance. Each of the acoustic pads is configured to be received in one of the voids. At least one bracket is coupled to the basement. A cover member has an outer edge portion directly engaged to the at least one bracket and another outer edge portion directly engaged to the basement to confine the acoustic pads inside the bottom compartment.

These and other aspects, objects, and features of the present disclosure will be understood and appreciated by those skilled in the art upon studying the following specification, claims, and appended drawings.

2

BRIEF DESCRIPTION OF THE DRAWINGS

In the drawings:

FIG. 1 is a perspective view of a basement assembly having a bottom compartment separated from a top compartment;

FIG. 2 illustrates a plurality of acoustic pads configured to be received in an empty space of the bottom compartment;

FIGS. 3-5 illustrate the assembly of the acoustic pads to the bottom compartment;

FIG. 6 illustrates the assembly of one or more brackets to the basement; and

FIG. 7 illustrates the assembly of a cover member to the basement to confine the acoustic pads inside the bottom compartment.

DETAILED DESCRIPTION OF THE
PREFERRED EMBODIMENTS

As required, detailed embodiments of the present disclosure are provided herein. However, it is to be understood that the disclosed embodiments are merely exemplary and may be embodied in various and alternative forms. The figures are not necessarily to a detailed design and some schematics may be exaggerated or minimized to show function overview. Therefore, specific structural and functional details disclosed herein are not to be interpreted as limiting, but merely as a representative basis for teaching one skilled in the art to variously employ the present disclosure.

As used herein, the term "and/or," when used in a list of two or more items, means that any one of the listed items can be employed by itself, or any combination of two or more of the listed items can be employed. For example, if a composition is described as containing components A, B, and/or C, the composition can contain A alone; B alone; C alone; A and B in combination; A and C in combination; B and C in combination; or A, B, and C in combination.

Referring to FIG. 1, a basement assembly 10 is shown according to one embodiment. The basement assembly 10 generally forms the base of a household appliance such as, but not limited to, a dryer. As depicted, the basement assembly 10 includes a basement 12 that is square-shaped and is constructed from a rigid material such as, for example, plastic. The basement 12 may be formed as a single piece having a bottom compartment 14 separated from a top compartment 16 by a divider 18. For purposes of illustration, the basement 12 is depicted in an inverted position such that the bottom compartment 14 is positioned above the top compartment 16. However, it is to be understood that when the basement 12 is installed to the household appliance, the bottom compartment 14 typically occupies a lower position relative to the top compartment 16 within the household appliance.

With continued reference to FIG. 1, the divider 18 spans the basement 12 from side-to-side and partitions the top compartment 16 into one or more sub-compartments 20. Sub-compartments 20 may be variably sized and dimensioned to accommodate particular components of the household appliance. For example, in dryer embodiments, the sub-compartments may accommodate a motor, a blower, air ducts, heating elements, drum support structures, and/or any other dryer components known to a skilled artisan. Accordingly, it is to be understood that the divider 18 may be configured to extend in a variety of directions at different angles and/or curvature.

Additionally, the divider 18 defines a plurality of voids 22 in the bottom compartment 14. The voids 22 typically correspond to the space around the sub-compartments of the top compartment 16. More specifically, the plurality of voids 22 may include the space between neighboring sub-com-

partments, the space between a sub-compartment and a sidewall **24** of the basement **12**, and/or the space beneath one or more sub-compartments **20**. Collectively, the voids **22** define the empty space of the bottom compartment **14**.

Referring to FIG. 2, a plurality of acoustic pads **26a-26m** are exemplarily shown. The acoustic pads **26a-26m** are each configured to be received in a corresponding void **22** of the bottom compartment **14**. The acoustic pads **26a-26m** include a foam-based material or a fiber-based material and may vary in size and dimension. Each acoustic pad **26a-26m** may be configured as a regular or irregular geometric shape based on the respective shape of the corresponding void **22**. Accordingly, it is to be understood that at least a number of the acoustic pads **26a-26m** may be form-fitted to the corresponding void(s) **22**. In assembly, the acoustic pads **26a-26m** are inserted in the corresponding voids **22** of the bottom compartment **14** at various depths so as to fill a substantial portion of the empty space of the bottom compartment **14** and serve to reduce noise levels produced by the household appliance.

Referring to FIGS. 3-5, the acoustic pads **26a-26m** are shown assembled to the bottom compartment **14**. With respect to the depicted embodiment, one or more of the acoustic pads **26a-26m** are received in each void **22** and are held in place through frictional engagement with the divider **18** and/or one or more sidewalls **24** of the basement **12**. In assembly, and with specific reference to FIG. 3, acoustic pads **26a-26k** are first to be received in corresponding voids **22**. In the depicted embodiment, acoustic pads **26b-26d** and **26i-26k** sharing the same void **22** may be arranged side-by-side to effectively fill the space thereof. Next, and with specific reference to FIG. 4, acoustic pad **26l** is stacked on top of acoustic pads **26g**, **26i**, and **26j** to help fill the space of the corresponding voids **22** associated therewith. Lastly, and with specific reference to FIG. 5, acoustic pad **26m** is stacked on top of acoustic pads **26a-26l** to fill the remaining space of the bottom compartment **14**. In the depicted embodiment, acoustic pad **26m** is flush with bottom perimeter edges **28a-28d** of the basement **12** and may also be flush with portions of the divider **18**. In such an arrangement, a substantial majority of the empty space of the bottom compartment **14** can be filled.

In alternative embodiments, a lesser number of acoustic pads may be utilized to accomplish the same. For example, it is contemplated that acoustic pads **26b-26d** and **26i-26k** may be combined as a unitary piece. Thus, it will be appreciated that a portion or all of the acoustic pads **26a-26m** may benefit from a one-piece design. Furthermore, while some space of the bottom compartment **14** is shown unfilled, it is to be understood that additional acoustic pads may be constructed to be received therein. As such, depending on the desired ease of construction, some or substantially all of the empty space of the bottom compartment **14** can be filled.

Referring to FIG. 6, the basement assembly **10** also includes one or more brackets **30** coupled to the basement **12**. Each bracket **30** is L-shaped and includes a first extent **32** of variable length and width and configured to be received in a corresponding slot **34** formed in the basement **12** proximate one of the bottom perimeter edges **28a** of the basement **12**. Each bracket **30** also includes a second extent **36** projecting inward within the bottom compartment **14**. The second extent **36** of each bracket **30** may have variable length and width and may be in abutting contact with one or more acoustic pads (e.g., acoustic pad **26m**). The second extent **36** of each bracket **30** includes one or more screw holes **38** running lengthwise thereon. The screw holes **38**

may be evenly spaced and are generally aligned with one another in a common longitudinal direction.

Referring to FIG. 7, the basement assembly **10** further includes a cover member **40** coupled to the basement **12** and configured to confine the acoustic pads **26a-26m** inside the bottom compartment **14**. The cover member **40** is square-shaped to complement the basement **12** and includes outer edge portions **42a-42d**. One or more screw holes **44** are formed through the cover member **40** proximate one of the outer edge portions **42a** and complementing the screw holes **38** of each bracket **30**. In assembly, the cover member **40** is positioned atop the bottom compartment **14** such that the screw holes **44** of the cover member **40** are aligned with the screw holes **38** of each bracket **30**. Once aligned, outer edge portion **42a** of the cover member **40** is directly secured to each bracket **30** via screws (not shown) engaged to screw holes **44** and **38**, respectively. The remaining outer edge portions **42b-42d** of the cover member **40** are then directly engaged to corresponding bottom perimeter edges **28b-28d** of the basement **12** via mechanical fasteners or any other suitable fastening means. For example, outer edge portions **42b-42d** may include screw holes **46** aligned with complementary screw holes (not shown) formed in corresponding perimeter edges **28b-28d** for receiving screws (not shown) therein for directly engaging the cover member **40** to the basement **12**. It is contemplated that the cover member **40** may be configured as a metal (e.g., steel) sheet and may abut one or more acoustic pads (e.g., acoustic pad **26m**) along with portions of the divider **18**. Upon assembly of the cover member **40** to the basement **12**, the basement assembly **10** is readily installed to the household appliance.

Modifications of the disclosure will occur to those skilled in the art and to those who make or use the disclosure. Therefore, it is understood that the embodiments shown in the drawings and described above are merely for illustrative purposes and not intended to limit the scope of the disclosure, which is defined by the following claims as interpreted according to the principles of patent law, including the doctrine of equivalents.

It will be understood by one having ordinary skill in the art that construction of the described disclosure, and other components, is not limited to any specific material. Other exemplary embodiments of the disclosure disclosed herein may be formed from a wide variety of materials, unless described otherwise herein.

For purposes of this disclosure, the term “coupled” (in all of its forms: couple, coupling, coupled, etc.) generally means the joining of two components (electrical or mechanical) directly or indirectly to one another. Such joining may be stationary in nature or movable in nature. Such joining may be achieved with the two components (electrical or mechanical) and any additional intermediate members being integrally formed as a single unitary body with one another or with the two components. Such joining may be permanent in nature, or may be removable or releasable in nature, unless otherwise stated.

It is also important to note that the construction and arrangement of the elements of the disclosure, as shown in the exemplary embodiments, is illustrative only. Although only a few embodiments of the present innovations have been described in detail in this disclosure, those skilled in the art who review this disclosure will readily appreciate that many modifications are possible (e.g., variations in sizes, dimensions, structures, shapes and proportions of the various elements, values of parameters, mounting arrangements, use of materials, colors, orientations, etc.) without materially departing from the novel teachings and advantages of the

5

subject matter recited. For example, elements shown as integrally formed may be constructed of multiple parts, or elements shown as multiple parts may be integrally formed, the operation of the interfaces may be reversed or otherwise varied, the length or width of the structures and/or members or connector or other elements of the basement assembly may be varied, and the nature or numeral of adjustment positions provided between the elements may be varied. It should be noted that the elements and/or assemblies of the basement assembly may be constructed from any of a wide variety of materials that provide sufficient strength or durability, in any of a wide variety of colors, textures, and combinations. Accordingly, all such modifications are intended to be included within the scope of the present innovations. Other substitutions, modifications, changes, and omissions may be made in the design, operating conditions, and arrangement of the desired and other exemplary embodiments without departing from the spirit of the present innovations.

It will be understood that any described processes, or steps within described processes, may be combined with other disclosed processes or steps to form structures within the scope of the present disclosure. The exemplary structures and processes disclosed herein are for illustrative purposes and are not to be construed as limiting.

It is also to be understood that variations and modifications can be made on the aforementioned structures and methods without departing from the concepts of the present disclosure, and further, it is to be understood that such concepts are intended to be covered by the following claims, unless these claims, by their language, expressly state otherwise. Further, the claims, as set forth below, are incorporated into and constitute part of this Detailed Description.

What is claimed is:

1. A basement assembly of a household appliance, comprising:

a basement having a bottom compartment and a top compartment, the bottom compartment separated from the top compartment and comprising a plurality of voids;

a divider positioned within the basement and at least partially separating the bottom compartment from the top compartment, wherein the plurality of voids are defined within the divider;

a plurality of acoustic pads configured to reduce noise levels produced by the household appliance, each acoustic pad of the plurality of acoustic pads disposed within one void of the plurality of voids, respectively, wherein a portion of the plurality of acoustic pads extends through the divider; and

a cover member coupled to the basement and configured to confine the acoustic pads inside the bottom compartment and the voids.

2. The basement assembly of claim 1, wherein the acoustic pads each comprise one of a foam-based material and a fiber-based material, and are each configured as one of a regular geometric shape and an irregular geometric shape.

3. The basement assembly of claim 1, wherein a portion of the acoustic pads are arranged side-by-side to fill a space of a corresponding void.

4. The basement assembly of claim 1, wherein a portion of the acoustic pads are stacked on one another to fill a space of a corresponding void.

5. The basement assembly of claim 1, wherein the top compartment is partitioned into one or more sub-compartments.

6

6. The basement assembly of claim 5, wherein each void comprises at least one of a space between neighboring sub-compartments, a space between a sub-compartment and a sidewall of the basement, and a space beneath one or more sub-compartments.

7. The basement assembly of claim 1, wherein at least a portion of the cover member is directly engaged to the basement and the cover member abuts at least one of the acoustic pads.

8. A basement assembly of a household appliance, comprising:

a basement having a bottom compartment, a top compartment, and a divider separating the bottom compartment from the top compartment, the bottom compartment comprising a plurality of voids each defined by at least one of the divider and one or more side walls of the basement, wherein a void of the plurality of voids is defined within the divider to define a plurality of sub-compartments within the top compartment of the basement;

at least one acoustic pad configured to reduce noise levels produced by the household appliance, the at least one acoustic pad disposed within an empty space of the bottom compartment and frictionally engaged to at least one of the divider and the one or more side walls of the basement, wherein an acoustic pad of the at least one acoustic pad is positioned within the void to extend between and at least partially separate adjacent sub-compartments of the plurality of sub-compartments; and

a cover member coupled to the basement and configured to confine the at least one acoustic pad inside the bottom compartment.

9. The basement assembly of claim 8, wherein the at least one acoustic pad comprises one of a foam-based material and a fiber-based material.

10. The basement assembly of claim 8, wherein the at least one acoustic pad fills a substantial majority of the empty space of the bottom compartment.

11. The basement assembly of claim 8, wherein the at least one acoustic pad is flush with at least one of a bottom perimeter edge of the basement and a portion of the divider.

12. The basement assembly of claim 8, wherein the divider is integrated with the basement and spans the basement side-to-side.

13. The basement assembly of claim 8, wherein at least a portion of the cover member is directly engaged to the basement and the cover member abuts at least one of the acoustic pads.

14. A basement assembly of a household appliance, comprising:

a basement having a bottom compartment and a top compartment, the bottom compartment separated from the top compartment and comprising a plurality of voids;

a plurality of acoustic pads configured to reduce noise levels produced by the household appliance, each of the acoustic pads is received in one of the voids, wherein a portion of the acoustic pads of the plurality of acoustic pads extends through a divider that partially separates the bottom compartment from the top compartment;

at least one bracket coupled to the basement; and

a cover member having an outer edge portion directly engaged to the at least one bracket and another outer edge portion directly engaged to the basement to confine the acoustic pads inside the bottom compartment.

15. The basement assembly of claim **14**, wherein the acoustic pads each comprise one of a foam-based material and a fiber-based material and are received in the voids at varying depths.

16. The basement assembly of claim **14**, wherein the cover member comprises a metal sheet directly engaged to the at least one bracket and the basement via mechanical fasteners. 5

17. The basement assembly of claim **14**, wherein the at least one bracket comprises a first extent disposed between at least one of the acoustic pads and a sidewall of the basement, and a second extent projecting inward within the bottom compartment and abutting at least one of the acoustic pads. 10

18. The basement assembly of claim **17**, wherein the at least one bracket is L-shaped. 15

19. The basement assembly of claim **17**, wherein the first extent is received in a slot formed in the basement.

20. The basement assembly of claim **17**, wherein the voids collectively define an empty space of the bottom compartment and the acoustic pads fill a substantial portion of the empty space. 20

* * * * *