

US00D676479S

(12) **United States Design Patent**
Yoo

(10) **Patent No.:** **US D676,479 S**
(45) **Date of Patent:** **** Feb. 19, 2013**

(54) **EYEGLASS**
(75) Inventor: **George Yoo**, Aliso Viejo, CA (US)
(73) Assignee: **Oakley, Inc.**, Foothill Ranch, CA (US)
(**) Term: **14 Years**
(21) Appl. No.: **29/427,258**
(22) Filed: **Jul. 16, 2012**
(51) **LOC (9) Cl.** **16-06**
(52) **U.S. Cl.** **D16/326; D16/335**
(58) **Field of Classification Search** D16/101,
D16/300-342, 900; D29/109-110; D24/110.2;
351/41, 44, 51-52, 62, 158, 92, 103-123,
351/140, 153, 45-46; 2/426-432, 447-449,
2/441, 434-437, 13, 15; D21/483, 659-661;
D14/372
See application file for complete search history.

D577,759 S 9/2008 Yee
D581,449 S 11/2008 Yee
D581,450 S 11/2008 Moritz
D581,451 S 11/2008 Yee
D584,335 S 1/2009 Baden et al.
D586,379 S 2/2009 Thixton et al.
D586,380 S 2/2009 Yee
D604,759 S * 11/2009 Rohrbach et al. D16/326
D607,040 S * 12/2009 Rohrbach D16/326
D610,603 S 2/2010 Thixton
D610,604 S 2/2010 Thixton
D618,271 S * 6/2010 Chen D16/326
D620,970 S 8/2010 Thixton
D648,771 S 11/2011 Rohrbach
D649,579 S 11/2011 Thixton
D650,825 S 12/2011 Yee et al.
D652,442 S 1/2012 Yee et al.
D659,179 S 5/2012 Thixton
D659,182 S 5/2012 Shin et al.

* cited by examiner

Primary Examiner — Raphael Barkai
(74) *Attorney, Agent, or Firm* — Knobbe, Martens, Olson & Bear, LLP

(56) **References Cited**

U.S. PATENT DOCUMENTS

D545,871 S 7/2007 Yee
D547,793 S 7/2007 Baden et al.
D547,794 S 7/2007 Jannard et al.
D548,269 S 8/2007 Baden et al.
D550,755 S * 9/2007 Fuchs D16/326
D556,246 S 11/2007 Yee
D556,818 S 12/2007 Jannard et al.
D558,816 S 1/2008 Yee
D561,810 S 2/2008 Fox et al.
D561,811 S 2/2008 Fox et al.
D561,812 S * 2/2008 Fox et al. D16/325
D561,813 S * 2/2008 Baden et al. D16/325
D565,088 S 3/2008 Baden et al.
D565,090 S 3/2008 Yee
D572,747 S 7/2008 Baden et al.
D575,323 S * 8/2008 Jannard et al. D16/326


(57) **CLAIM**

The ornamental design for an eyeglass, as shown and described.

DESCRIPTION

FIG. 1 is a front perspective view of an eyeglass showing an embodiment of my new design;
FIG. 2 is a front elevational view thereof;
FIG. 3 is a rear elevational view thereof;
FIG. 4 is a left side elevational view thereof, the right side elevational view being a mirror image thereof;
FIG. 5 is a top plan view thereof; and,
FIG. 6 is a bottom plan view thereof.

1 Claim, 4 Drawing Sheets






FIG. 1

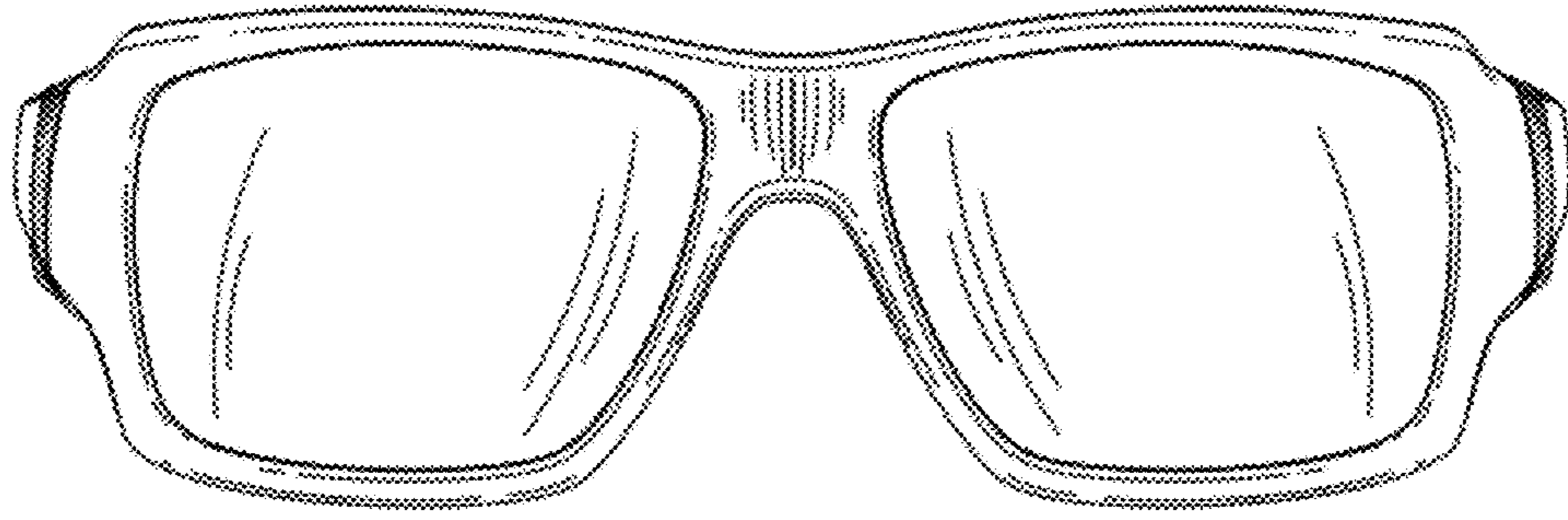


FIG. 2

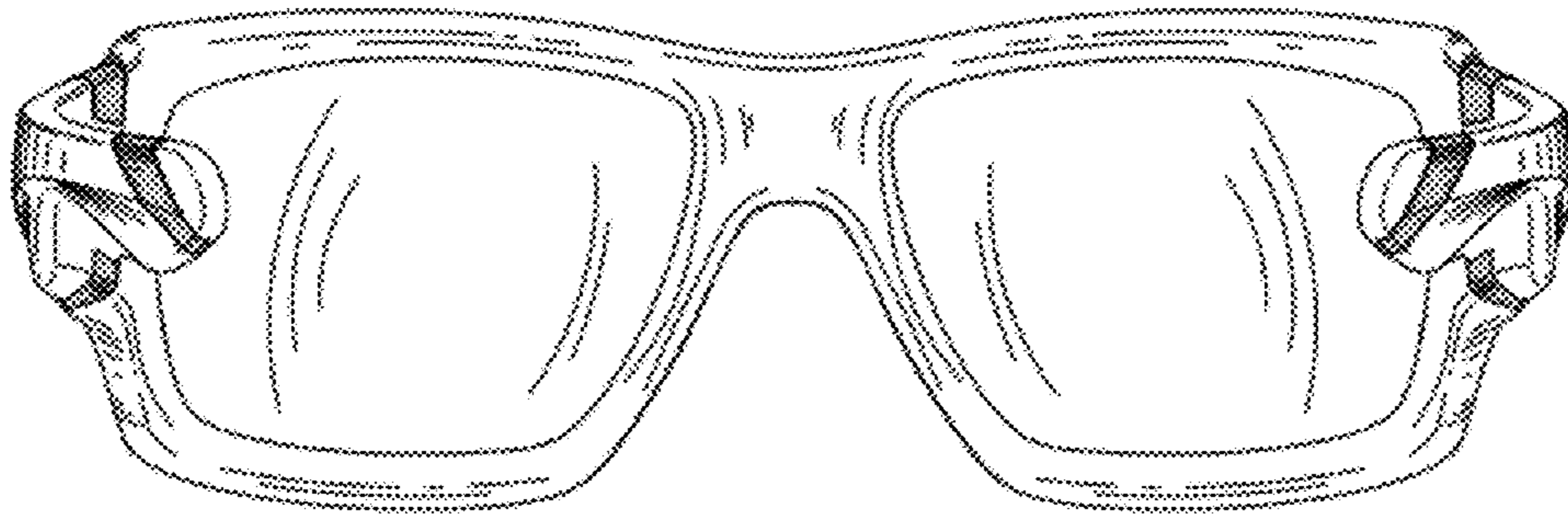


FIG. 3

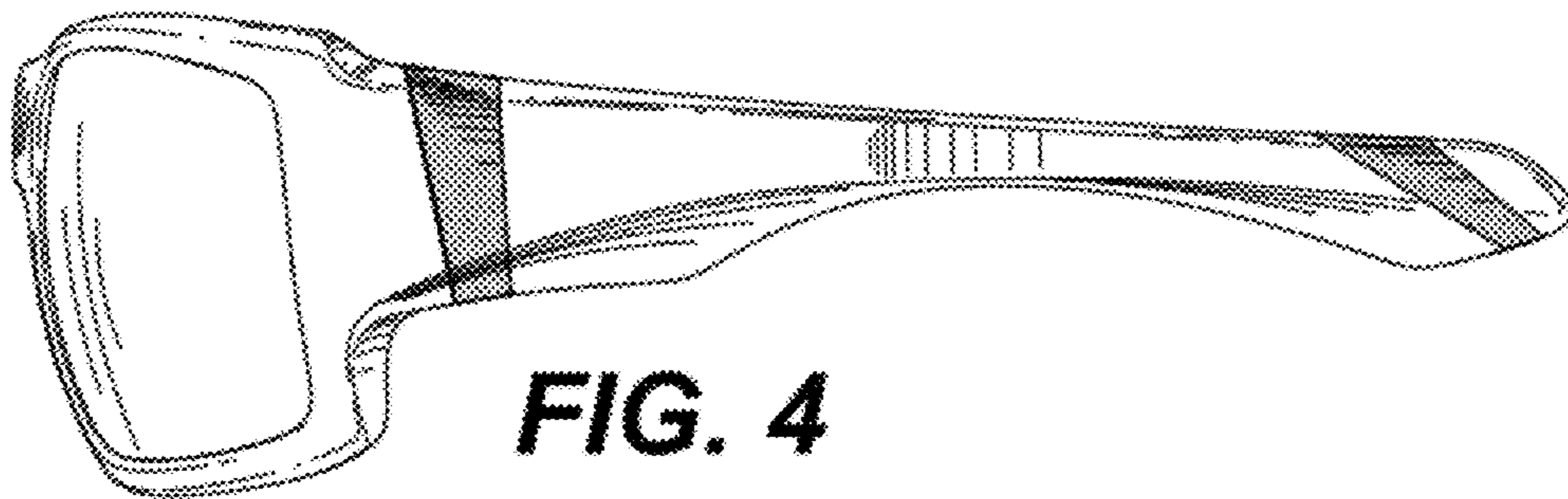


FIG. 4

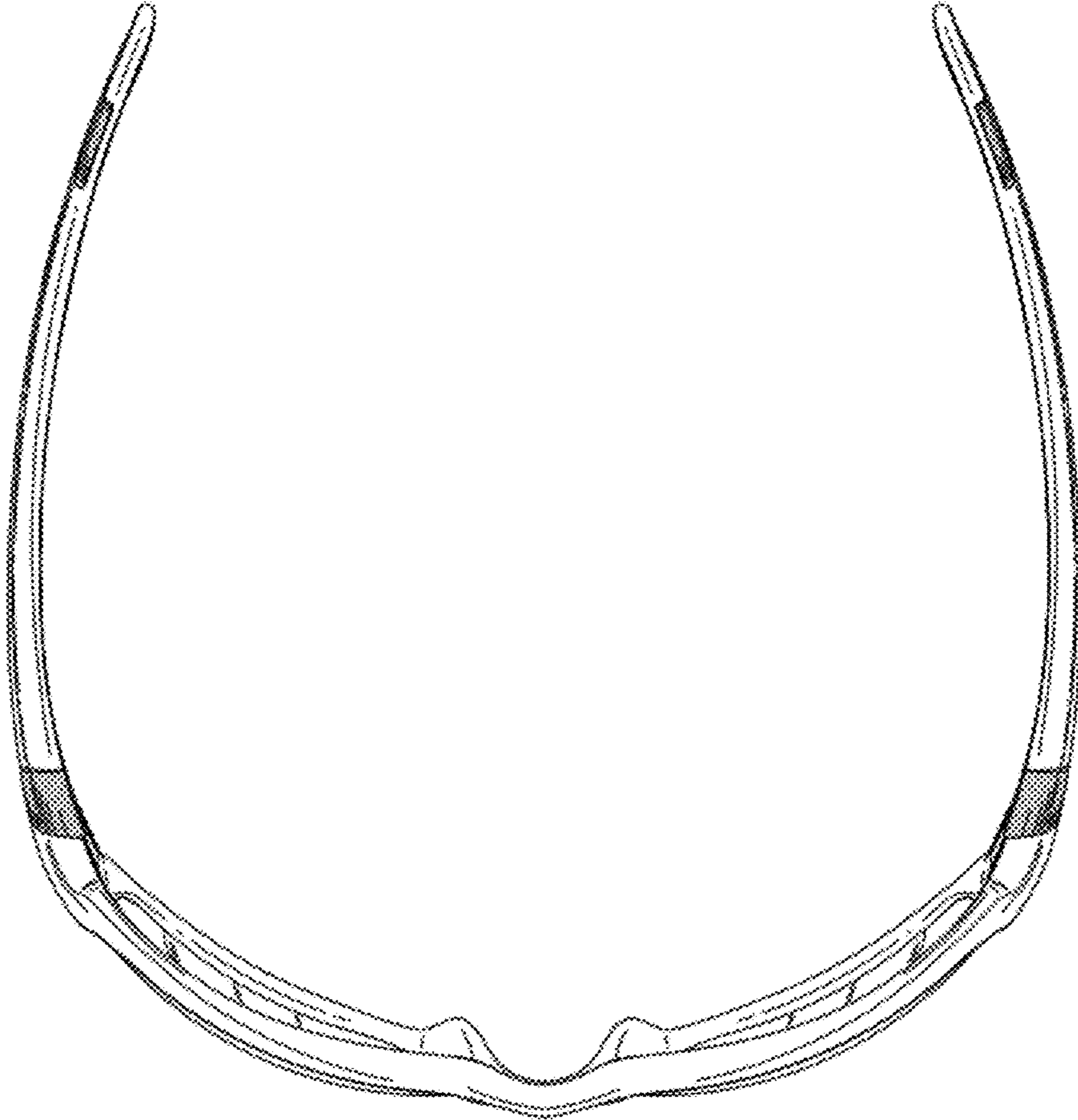


FIG. 5

FIG. 6

