



US00D553437S

(12) **United States Design Patent**  
**Bodum**

(10) **Patent No.:** **US D553,437 S**

(45) **Date of Patent:** **\*\* Oct. 23, 2007**

(54) **DOUBLE WALL GLASS**

(75) Inventor: **Jørgen Bodum**, St. Niklausen (CH)

(73) Assignee: **Pi-Design AG**, Triengen (CH)

(\*\*) Term: **14 Years**

(21) Appl. No.: **29/214,944**

(22) Filed: **Oct. 12, 2004**

(30) **Foreign Application Priority Data**

Apr. 16, 2004 (DK) ..... DA 2004 00122

(51) **LOC (8) Cl.** ..... **07-01**

(52) **U.S. Cl.** ..... **D7/523; D7/509**

(58) **Field of Classification Search** ..... D7/509,  
D7/523, 535, 531, 532, 619.1; D34/1; D11/146,  
D11/143; D9/522, 526; 220/608, 675, 703,  
220/592.16, 592.17; 229/400; 215/DIG. 7,  
215/12.1, 382, 383, 384, 387; 62/457.3,  
62/530

See application file for complete search history.

(56) **References Cited**

**U.S. PATENT DOCUMENTS**

1,009,406 A \* 11/1911 Graham ..... 220/592.17  
1,771,186 A \* 7/1930 Mock ..... 62/457.3  
1,968,263 A \* 7/1934 Reuther ..... 215/12.1  
2,368,273 A \* 1/1945 Tibbetts ..... 493/84  
2,526,165 A \* 10/1950 Smith ..... 62/457.3  
3,269,144 A \* 8/1966 Paris ..... 62/457.3

D209,307 S \* 11/1967 Shilling ..... D7/523  
3,394,562 A \* 7/1968 Coleman ..... 62/457.3  
3,820,684 A \* 6/1974 Harrison ..... 206/520  
5,076,463 A \* 12/1991 McGraw ..... 220/592.17  
5,772,065 A \* 6/1998 Kalamaras ..... 220/612  
6,357,253 B1 \* 3/2002 Condy ..... 62/457.8  
D489,501 S \* 5/2004 Dretzka ..... D34/1  
D506,640 S \* 6/2005 Marck et al. .... D7/523

\* cited by examiner

*Primary Examiner*—M. N. Pandozzi

(74) *Attorney, Agent, or Firm*—Cowan, Liebowitz & Latman, PC

(57) **CLAIM**

The ornamental design for a double wall glass, as shown and described.

**DESCRIPTION**

FIG. 1 is a perspective view of the double wall glass showing my design thereof;

FIG. 2 is a front view thereof, the back view being identical thereto;

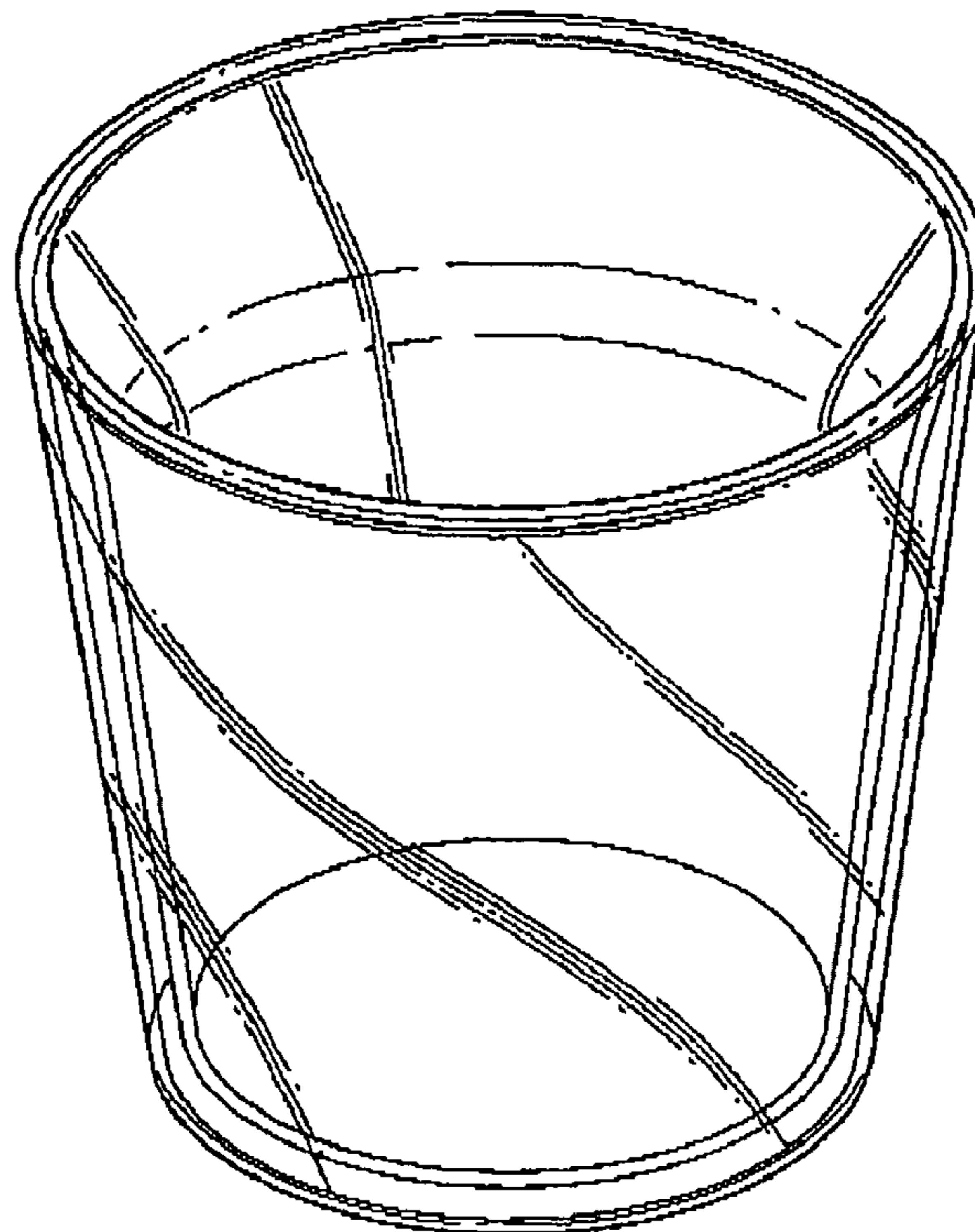
FIG. 3 is a right view thereof, the left view being identical thereto;

FIG. 4 is a top view thereof; and

FIG. 5 is a bottom view thereof; and,

FIG. 6 is a front sectional view thereof taken along line 6—6 of FIG. 4.

**1 Claim, 2 Drawing Sheets**



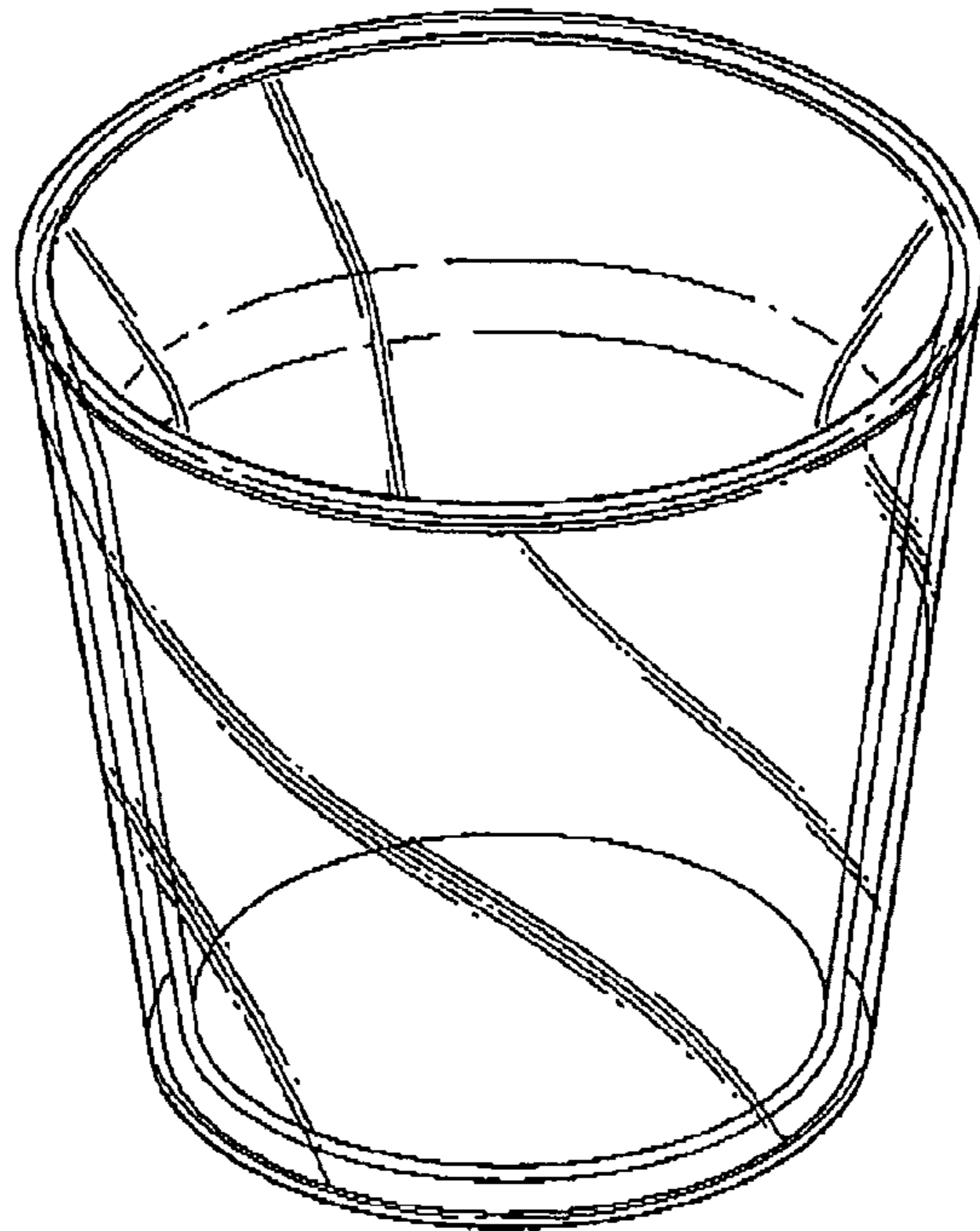


FIG. 1

FIG. 2

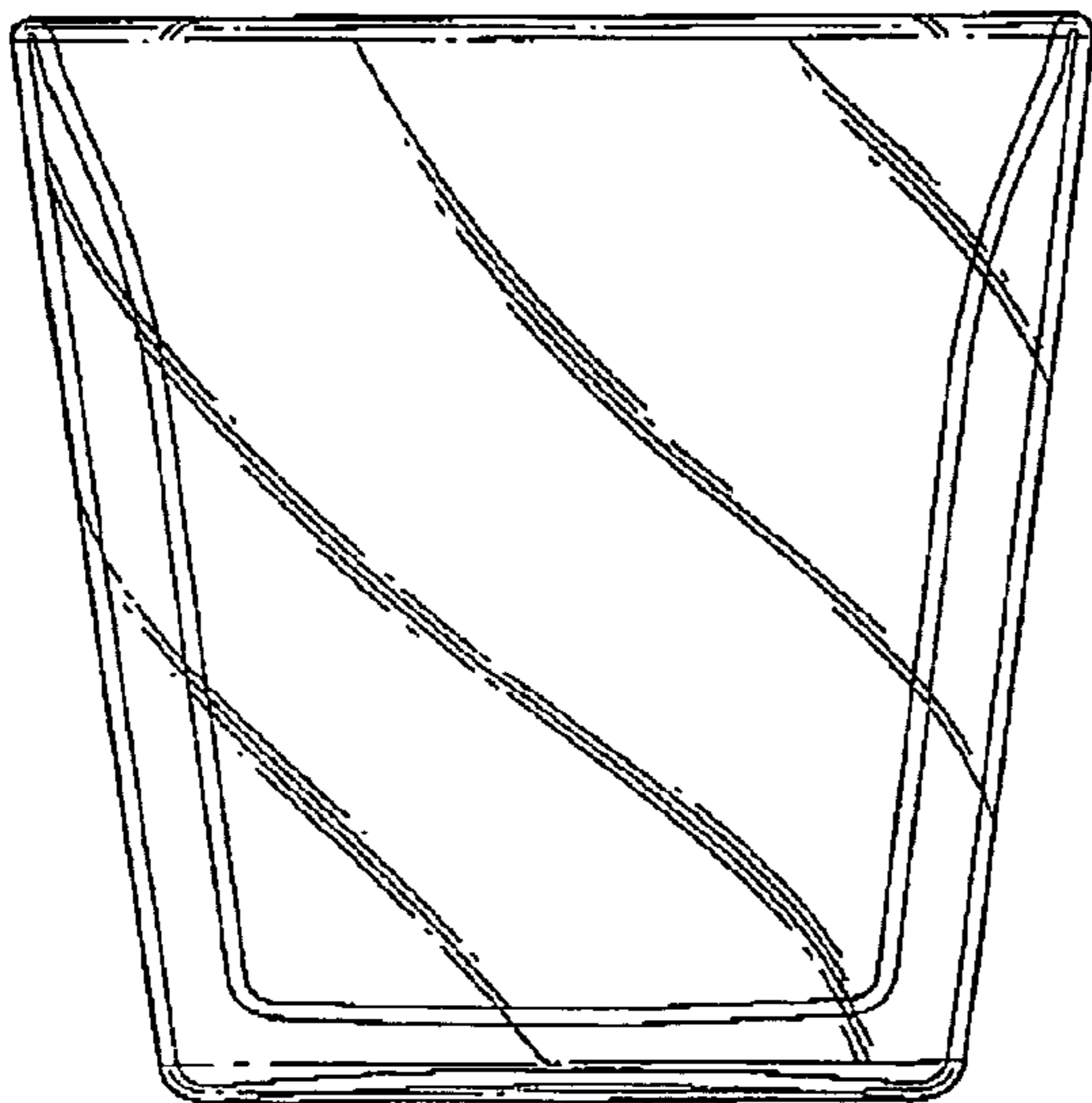
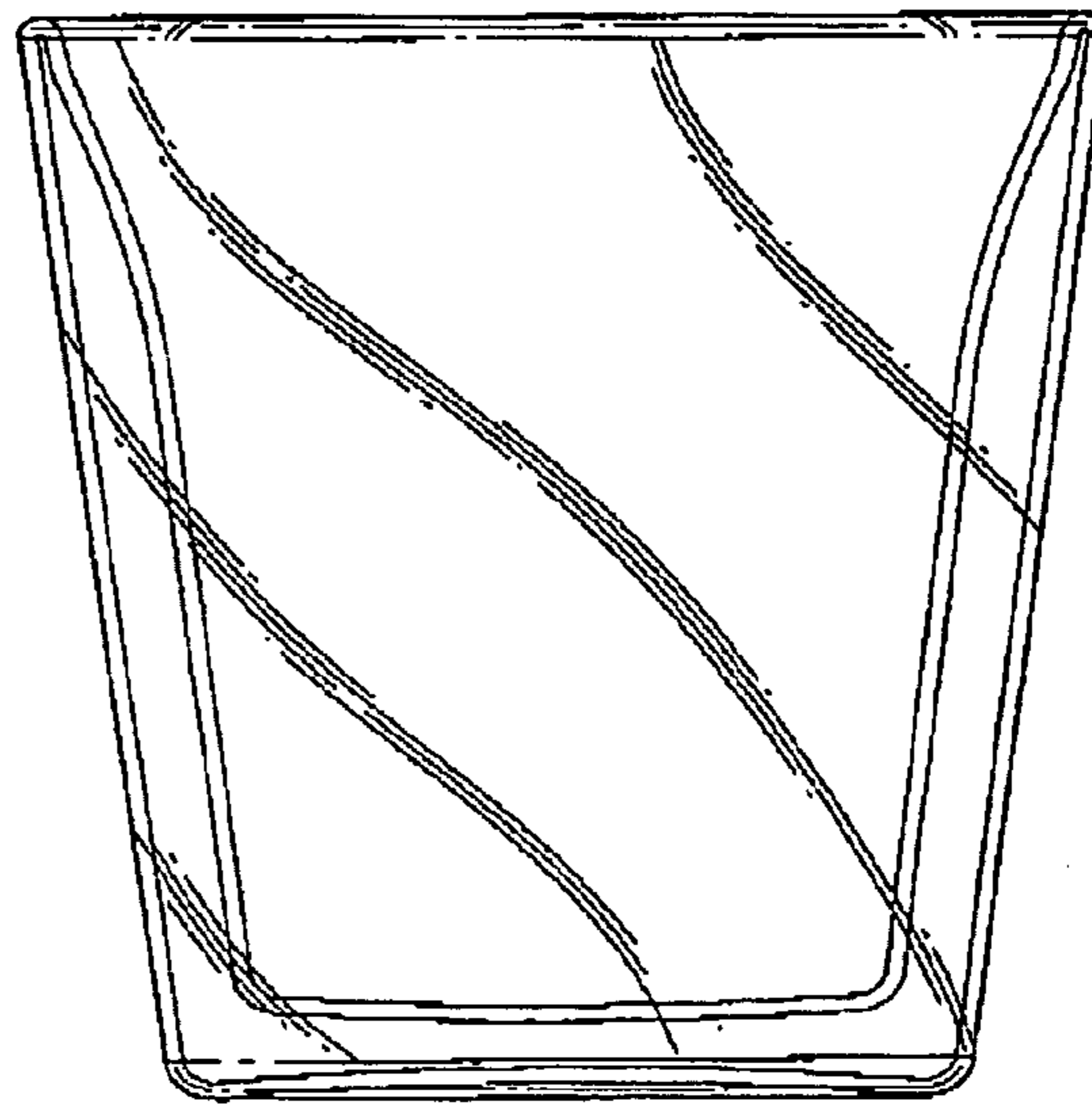


FIG. 3



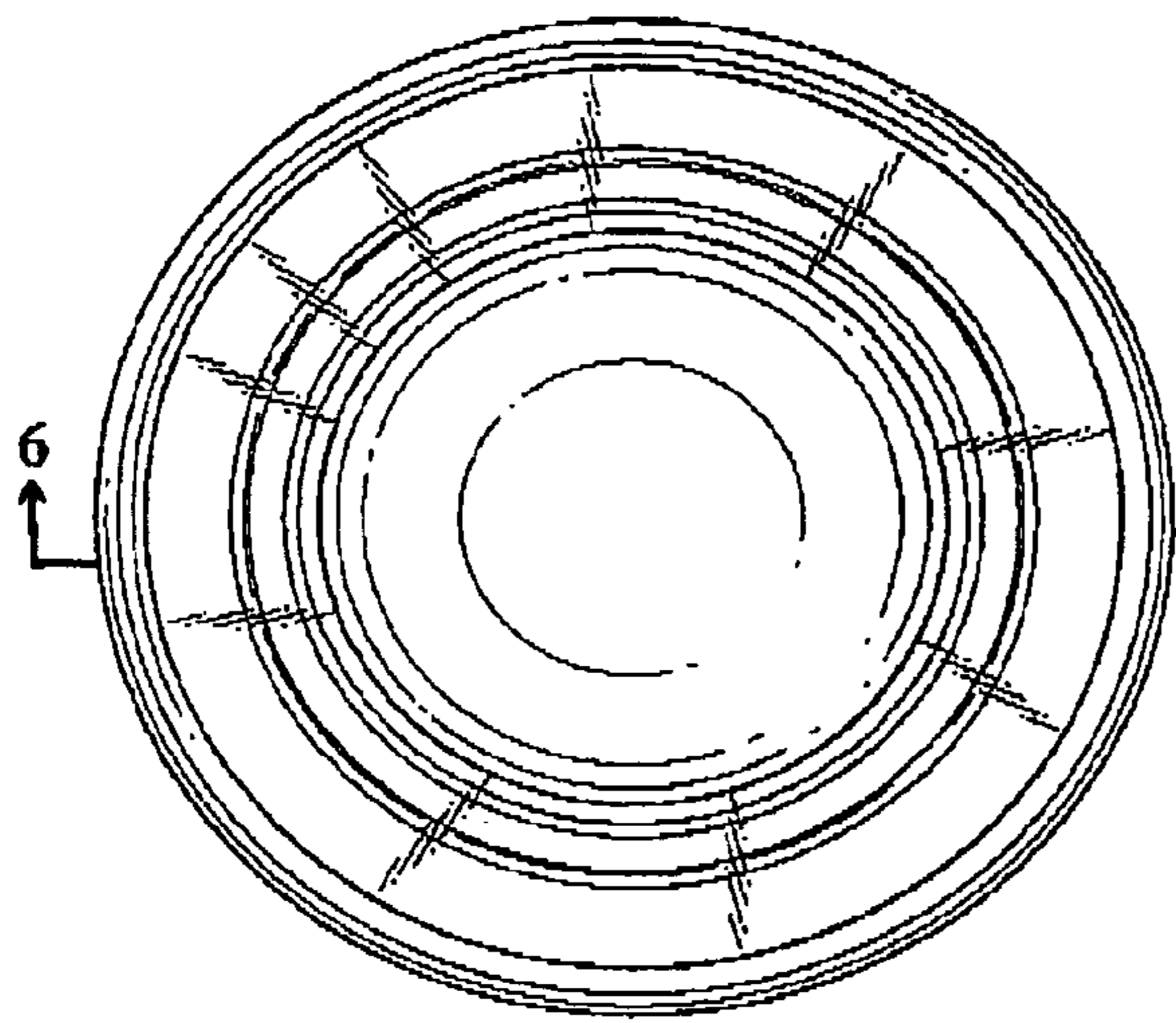


FIG. 4

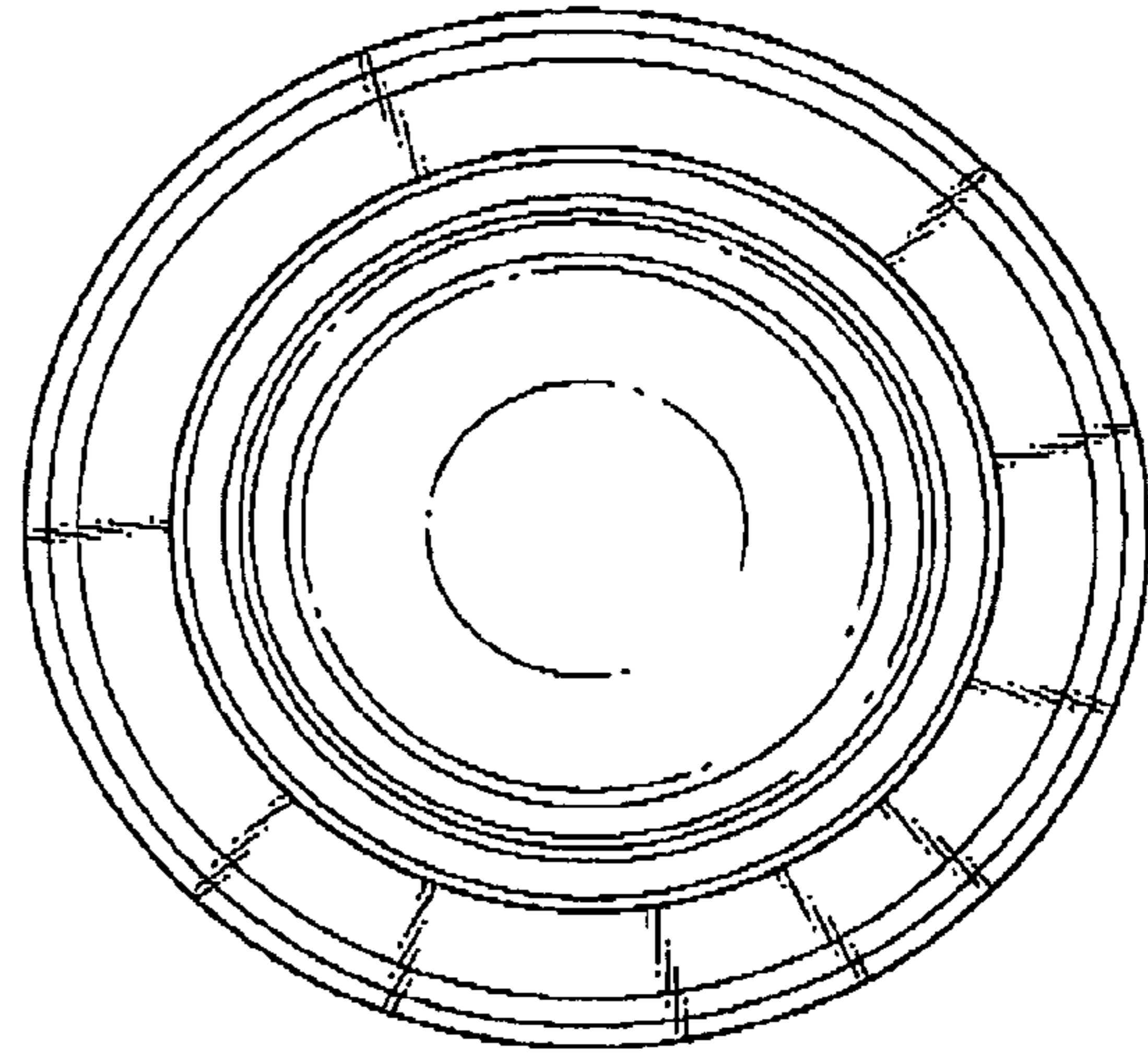


FIG. 5

FIG. 6

