



US00D387792S

United States Patent [19]
Bondet

[11] **Patent Number: Des. 387,792**
[45] **Date of Patent: **Dec. 16, 1997**

[54] **PAIR OF SUNGLASSES**

[76] **Inventor: Pierre Nicolas Bondet, 6, Rue Anatole, 01100 Oyonnax, France**

[**] **Term: 14 Years**

[21] **Appl. No.: 55,805**

[22] **Filed: May 2, 1996**

Related U.S. Application Data

[63] **Continuation of Ser. No. 578,888, Dec. 22, 1995, Pat. No. 5,602,603.**

[51] **LOC (6) CL 16-06**

[52] **U.S. Cl. D16/326; D16/315**

[58] **Field of Search D16/300, 315-329, D16/335, 336; 351/41, 44, 51, 52, 111, 119, 122, 114**

[56] **References Cited**

U.S. PATENT DOCUMENTS

D. 47,916	10/1915	Fenno	D16/315
D. 198,939	8/1964	Huggins	D16/323
D. 199,933	12/1964	Shindler	D16/316
D. 204,957	5/1966	Dym	D16/315

D. 324,058	2/1992	Longsdorf et al.	D16/314
D. 348,681	7/1994	Conway	D16/320
D. 367,667	3/1996	Simioni et al.	D16/315
D. 370,021	5/1996	Simioni et al.	D16/315
1,335,823	4/1920	Day	351/114
1,581,100	4/1926	Clulee	351/114

OTHER PUBLICATIONS

Sunglasses Hut Catalog, p. 4 Sunglasses "E".

Primary Examiner—Raphael Barkai

Attorney, Agent, or Firm—Seed and Berry LLP

[57] **CLAIM**

The ornamental design for a pair of sunglasses, as shown and described.

DESCRIPTION

FIG. 1 is an isometric view of a pair of sunglasses showing my new design;

FIG. 2 is a front elevational view thereof;


FIG. 3 is a rear elevational view thereof;

FIG. 4 is a side elevational view thereof, the side opposite being a mirror image;

FIG. 5 is a top elevational view thereof; and,

FIG. 6 is a bottom elevational view thereof.

1 Claim, 2 Drawing Sheets



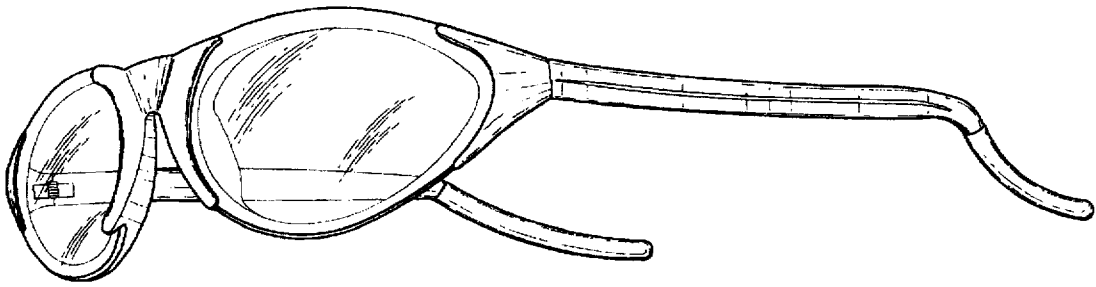


Fig. 1




Fig. 2

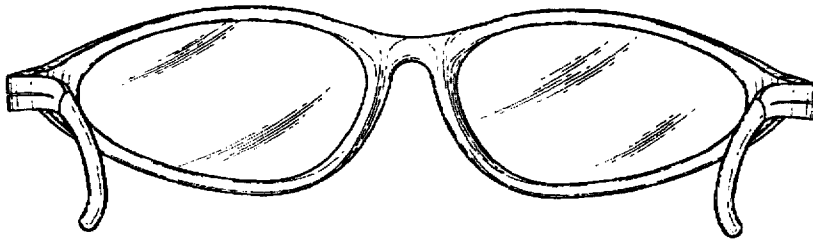


Fig. 3



Fig. 4

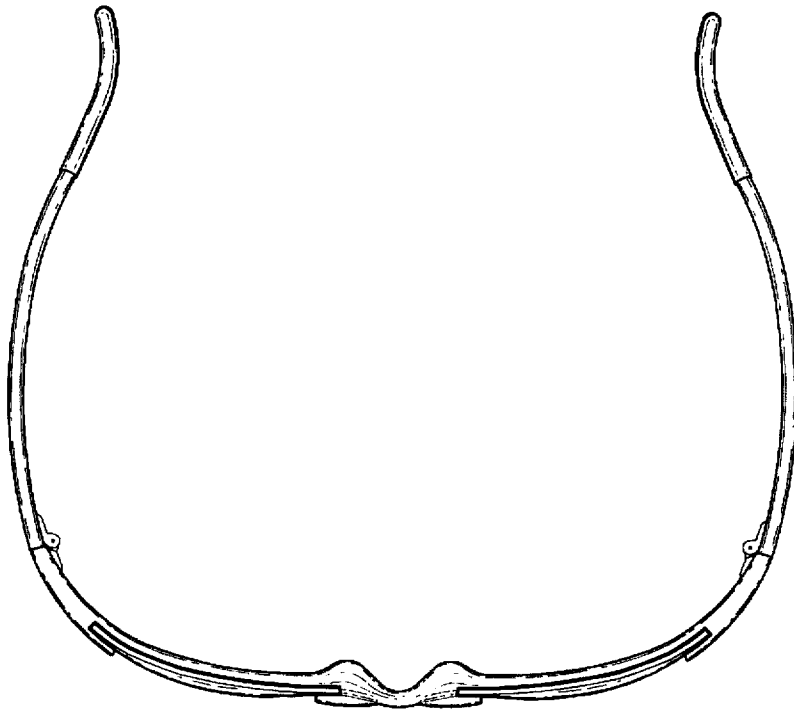


Fig. 5

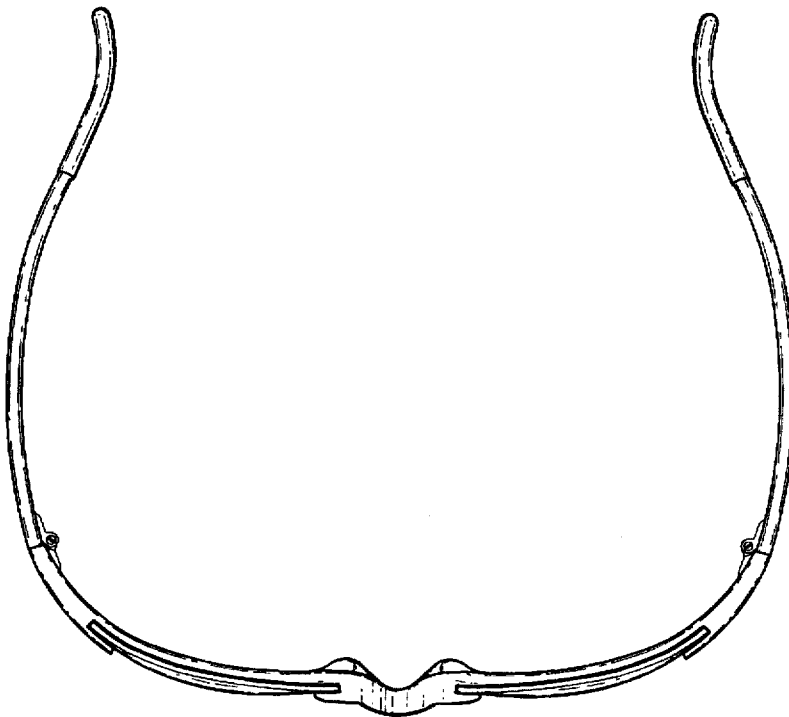


Fig. 6