

US00D802336S

(12) **United States Design Patent** (10) **Patent No.:** **US D802,336 S**  
**Shir et al.** (45) **Date of Patent:** **\*\* Nov. 14, 2017**

(54) **SLEEPING PAD**  
(71) Applicants: **Daniel Shir**, Los Angeles, CA (US);  
**Xia Yonghui**, Taizhou (CN)  
(72) Inventors: **Daniel Shir**, Los Angeles, CA (US);  
**Xia Yonghui**, Taizhou (CN)  
(73) Assignee: **DSEC LLC**, Thousand Oaks, CA (US)  
(\*\*) Term: **15 Years**

D487,372 S \* 3/2004 Ku ..... D6/604  
D518,672 S \* 4/2006 Contreras ..... D6/596  
D519,311 S \* 4/2006 Contreras ..... D6/596  
D524,585 S \* 7/2006 Contreras ..... D6/606  
9,572,439 B2\* 2/2017 Pitchforth ..... A47G 9/086  
2007/0028389 A1 2/2007 Wu  
2012/0000017 A1 1/2012 Xia et al.  
2014/0101848 A1 4/2014 Murphy  
2014/0237727 A1 8/2014 Xia et al.  
2016/0166077 A1 6/2016 Liu  
2017/0027334 A1 2/2017 Brensinger et al.  
2017/0028615 A1 2/2017 Brensinger

(21) Appl. No.: **29/593,167**  
(22) Filed: **Feb. 7, 2017**  
(51) **LOC (10) Cl.** ..... **06-09**  
(52) **U.S. Cl.**  
USPC ..... **D6/605**  
(58) **Field of Classification Search**  
USPC ..... D6/333, 349, 355, 375, 388, 512, 563,  
D6/564, 595, 596, 601, 604, 611, 707,  
D6/715, 716, 716.1; D24/183-185, 234;  
D21/803, 804, 805, 809; 5/401, 420,  
5/600, 630, 631, 632, 633, 635, 636, 638,  
5/639, 646, 652, 652.1, 655, 703, 730;  
297/1, 2, 4, 93, 180.11, 195.1, 195.11,  
297/195.13, 393, 397, 452.12, 452.14,  
297/452.15, 452.21, 452.24, 452.26,  
297/452.48, 452.62, 482  
CPC ..... A47G 9/10; A47G 9/1009; A47G 9/1027;  
A47G 9/1045; A47G 9/1063; A47G  
9/1072; A47G 9/1081  
See application file for complete search history.

**OTHER PUBLICATIONS**

UltraLight Insulated Mat, announced Unknow [online], [site visited Jul. 5, 2017]. Available from Internet, <URL: <http://www.seatosummitusa.com/product/?item=UltraLight+Insulated+Mat&o1=0&o2=0&o3=906>>.\*

\* cited by examiner

*Primary Examiner* — Eric L Goodman  
*Assistant Examiner* — Sanjeev Paul

(57) **CLAIM**

The ornamental design for a sleeping pad, as shown and described.

**DESCRIPTION**

FIG. 1 is a perspective view of the sleeping pad; FIG. 2 is a top view of the sleeping pad; FIG. 3 is a bottom view of the sleeping pad; FIG. 4 is a left-side view of the sleeping pad; FIG. 5 is a right-side view of the sleeping pad; FIG. 6 is front view of the sleeping pad; and, FIG. 7 is a back view of the sleeping pad. The broken lines shown in the drawings are included for the purpose of illustrating unclaimed portion of the sleeping pad and forms no part of the claim design.

**1 Claim, 5 Drawing Sheets**

(56) **References Cited**  
U.S. PATENT DOCUMENTS  
5,669,088 A \* 9/1997 McNamee ..... A47G 9/086  
135/116  
5,730,529 A \* 3/1998 Fritz ..... A47G 9/062  
224/153  
6,108,835 A \* 8/2000 Hwang ..... A47C 27/084  
5/420  
D475,566 S \* 6/2003 Boso ..... D6/604  
D484,728 S \* 1/2004 Ku ..... D6/596





FIG. 1



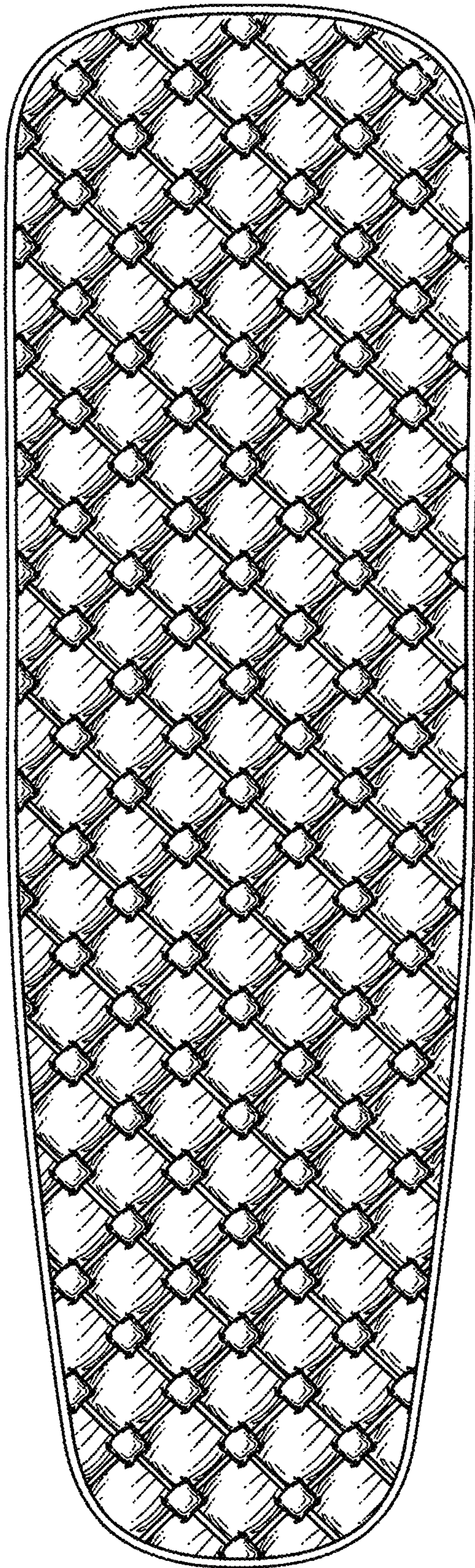


FIG. 2



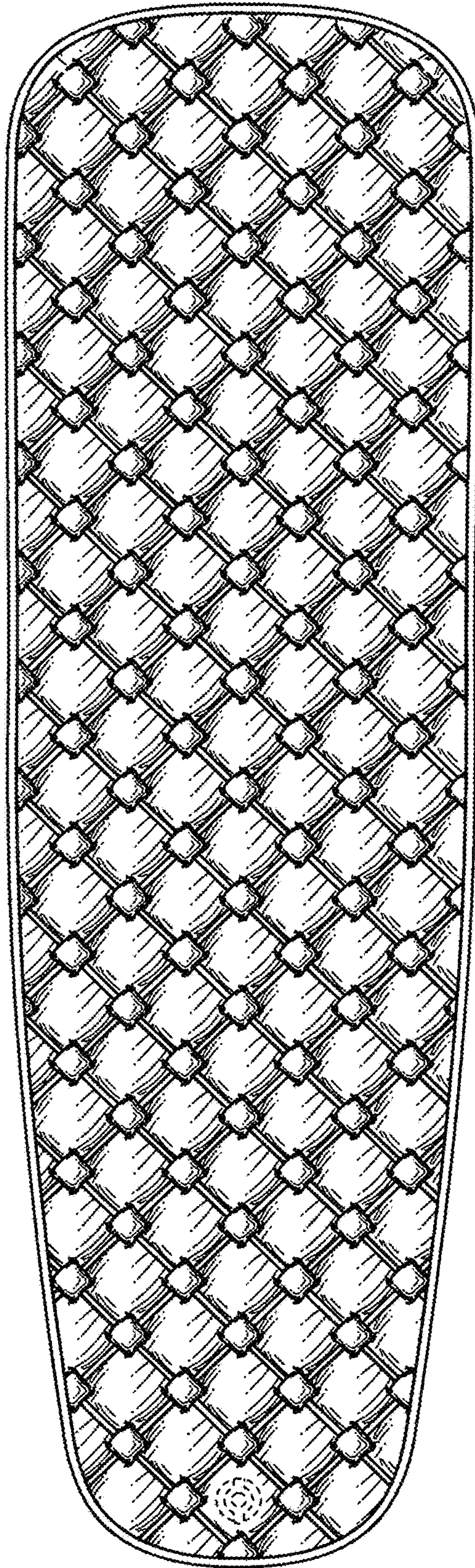


FIG. 3

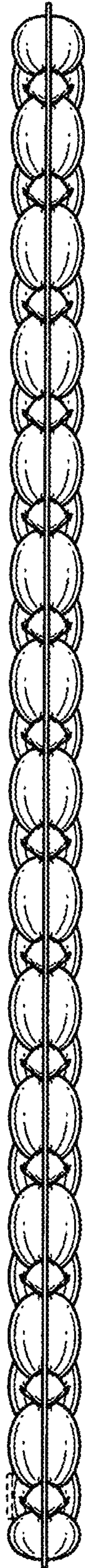


FIG. 4




FIG. 5





FIG. 6



FIG. 7