



US00D481210S

(12) **United States Design Patent**
Chipman

(10) **Patent No.:** **US D481,210 S**

(45) **Date of Patent:** **** Oct. 28, 2003**

(54) **BENCH**

(75) Inventor: **Robert Gerard Chipman**, Austin, TX
(US)

(73) Assignee: **Landscape Forms Inc.**, Kalamazoo, MI
(US)

(**) Term: **14 Years**

(21) Appl. No.: **29/171,188**

(22) Filed: **Nov. 18, 2002**

(51) **LOC (7) Cl.** **06-01**

(52) **U.S. Cl.** **D6/349**

(58) **Field of Search** D6/349-353, 355;
297/461, 462, 423.1, 423.39, 423.41

(56) **References Cited**

U.S. PATENT DOCUMENTS

D191,791 S	*	11/1961	Knoves	D6/349
D214,042 S	*	5/1969	Henebry	D6/349
D215,430 S	*	9/1969	Suzuki	D6/349
D465,936 S	*	11/2002	Arnold	D6/349

OTHER PUBLICATIONS

Sweets, 1993, 02870/KIR, Kings River Casting, bench 3rd from bottom and at left.*

Sweet's Catalog: "Seating Wave Bench Series", www.rpi-web.com, (pp. 1-2), 2002.

* cited by examiner

Primary Examiner—Janice E. Seeger

(74) *Attorney, Agent, or Firm*—Heslin Rothenberg Farley & Mesiti P.C.

(57) **CLAIM**

The ornamental design for a bench, as shown and described.

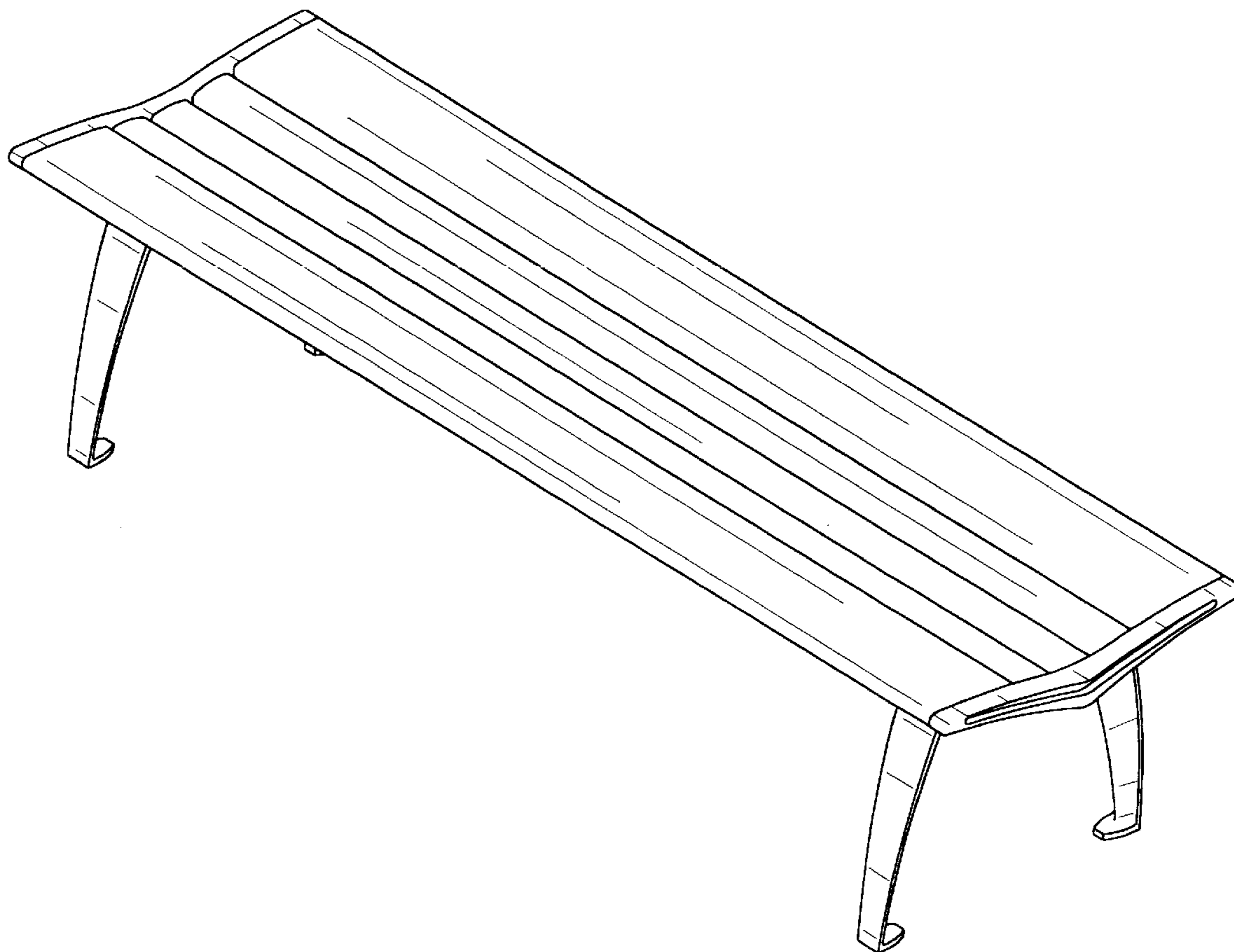
DESCRIPTION

FIG. 1 is an isometric view of the bench of my new design; FIG. 2 is a front elevational view thereof, the rear elevational view being identical thereto;

FIG. 3 is a left side elevational view thereof, the right side elevational view being a mirror image thereof; and,

FIG. 4 is a top plan view thereof.

1 Claim, 4 Drawing Sheets



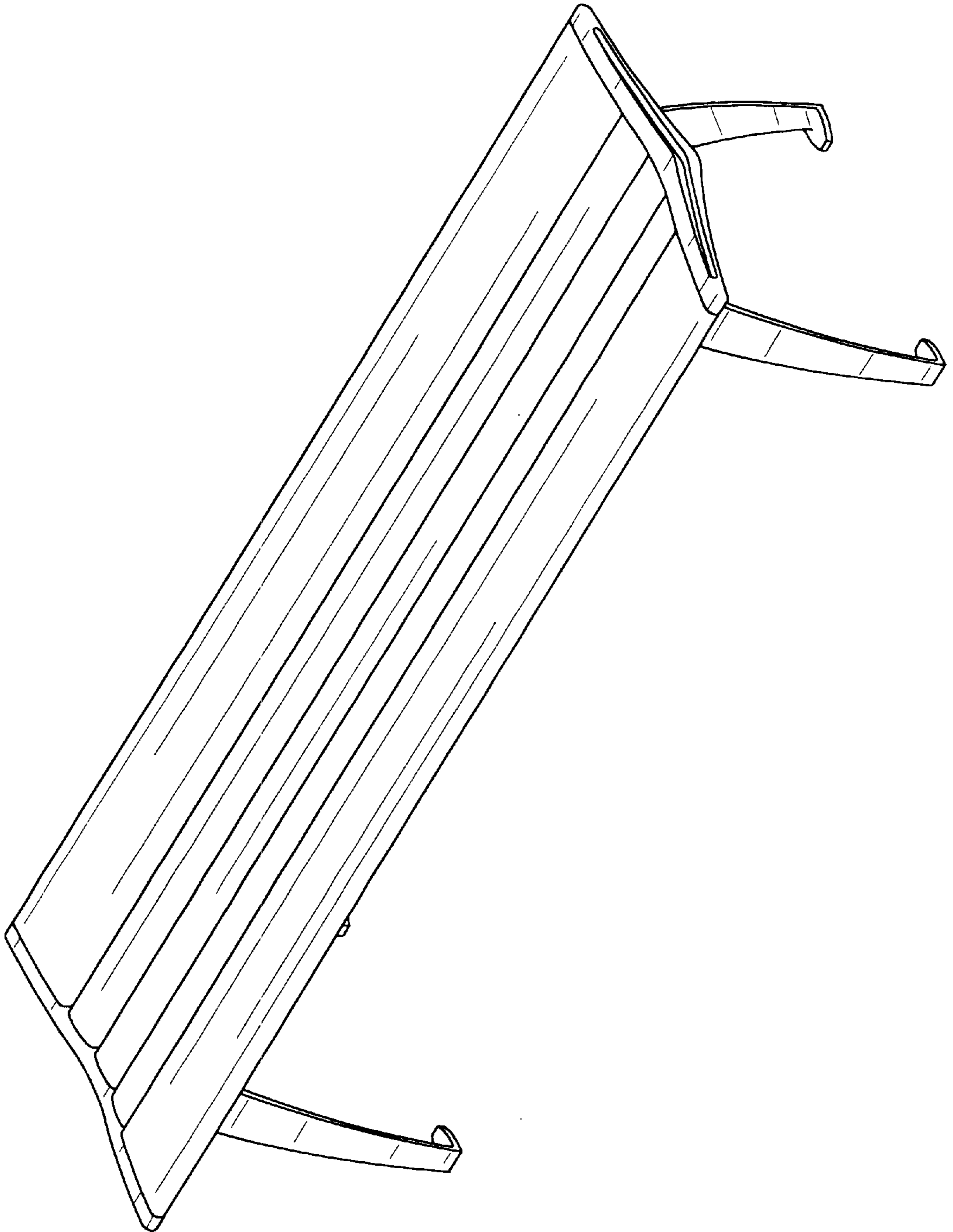
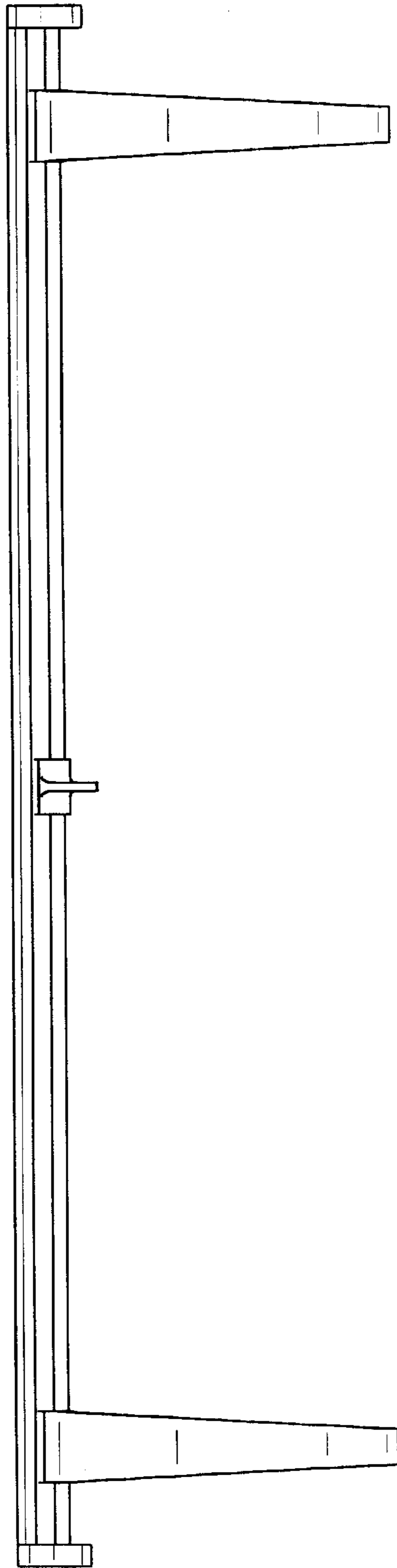


FIG. 1

FIG. 2



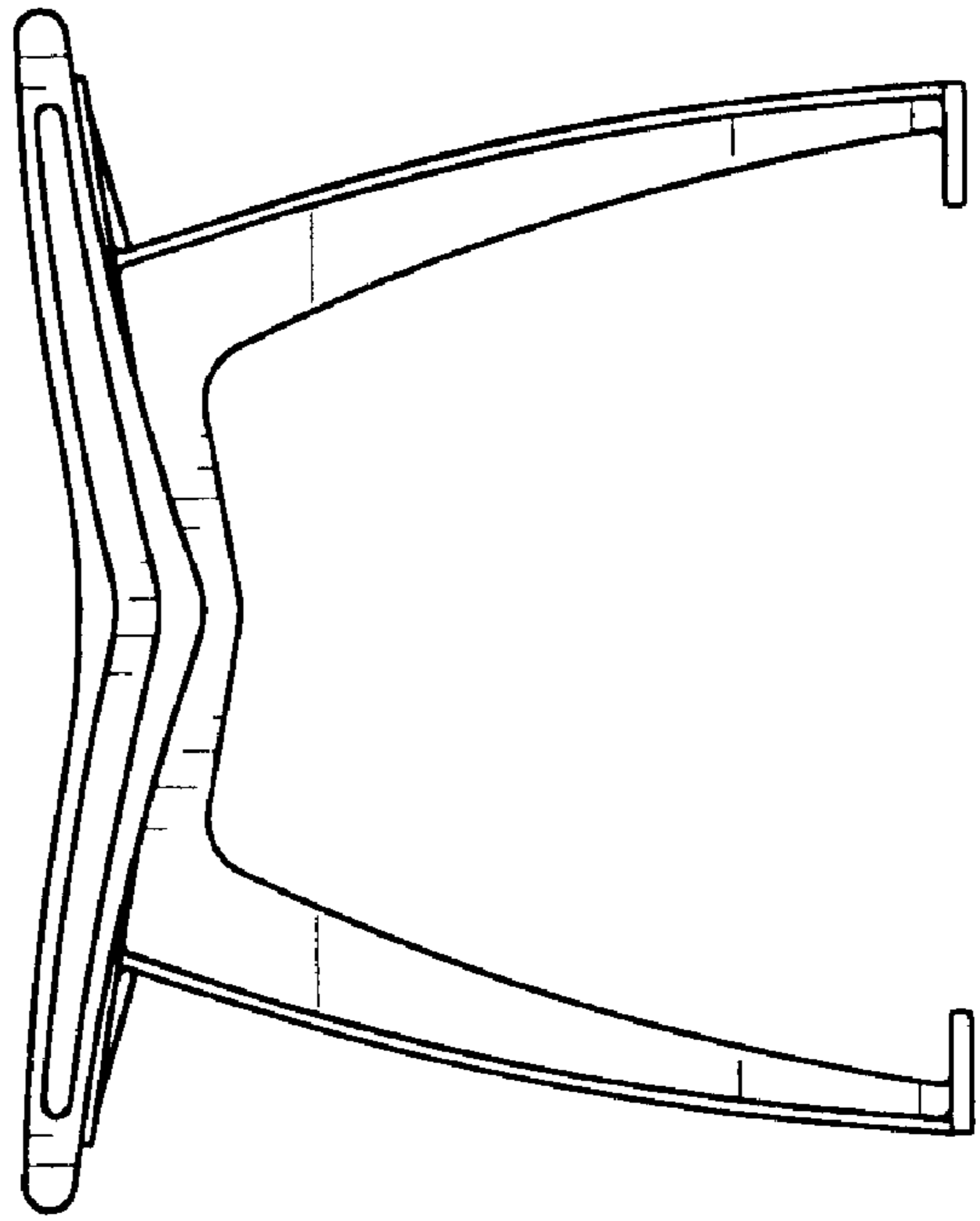


FIG. 3




FIG. 4