

US010929512B1

(12) **United States Patent**  
**Jakobsson**

(10) **Patent No.:** **US 10,929,512 B1**  
(45) **Date of Patent:** **\*Feb. 23, 2021**

(54) **AUTHENTICATION TRANSLATION**

(2013.01); *H04L 63/0861* (2013.01); *H04L 63/10* (2013.01); *H04L 63/20* (2013.01)

(71) Applicant: **RightQuestion, LLC**, Portola Valley, CA (US)

(58) **Field of Classification Search**

None

(72) Inventor: **Bjorn Markus Jakobsson**, Portola Valley, CA (US)

See application file for complete search history.

(73) Assignee: **RightQuestion, LLC**, Portola Valley, CA (US)

(56) **References Cited**

U.S. PATENT DOCUMENTS

(\*) Notice: Subject to any disclaimer, the term of this patent is extended or adjusted under 35 U.S.C. 154(b) by 0 days.

5,010,571 A 4/1991 Katznelson  
5,499,298 A 3/1996 Narasimhalu  
(Continued)

This patent is subject to a terminal disclaimer.

FOREIGN PATENT DOCUMENTS

(21) Appl. No.: **16/773,767**

WO 2004051585 6/2004  
WO 2005001751 1/2005

(22) Filed: **Jan. 27, 2020**

OTHER PUBLICATIONS

**Related U.S. Application Data**

“Managing Authorization and Access Control”, Author: unknown, Published Nov. 3, 2005, pp. 1-12, URL: <http://technet.microsoft.com/en-us/library/bb457115.aspx>.

(63) Continuation of application No. 16/563,715, filed on Sep. 6, 2019, which is a continuation of application No. 16/273,797, filed on Feb. 12, 2019, now Pat. No. 10,521,568, which is a continuation of application No. 15/042,636, filed on Feb. 12, 2016, now Pat. No. 10,360,351, which is a continuation of application

(Continued)

(Continued)

*Primary Examiner* — Andrew J Steinle

(74) *Attorney, Agent, or Firm* — Van Pelt, Yi & James LLP

(51) **Int. Cl.**

**G06F 21/00** (2013.01)  
**G06F 21/10** (2013.01)  
**H04L 29/06** (2006.01)  
**G06F 21/32** (2013.01)  
**G06F 21/12** (2013.01)  
**G06F 21/31** (2013.01)  
**G06F 21/44** (2013.01)

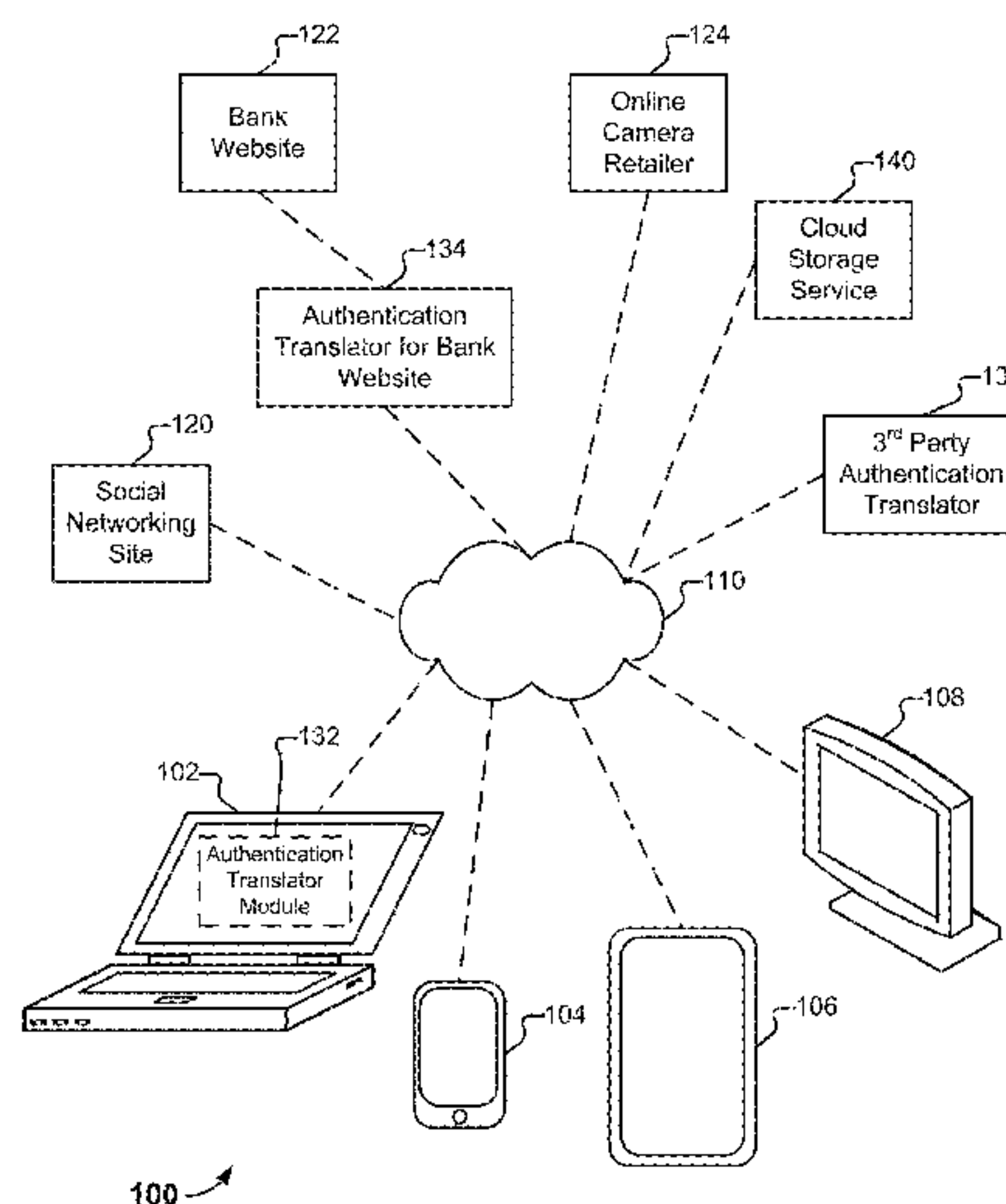
(57) **ABSTRACT**

Authentication translation is disclosed. A request to access a resource is received at an authentication translator, as is an authentication input. The authentication input corresponds to at least one stored record. The stored record is associated at least with the resource. In response to the receiving, a previously stored credential associated with the resource is accessed. The credential is provided to the resource.

(52) **U.S. Cl.**

CPC ..... **G06F 21/10** (2013.01); **G06F 21/121** (2013.01); **G06F 21/128** (2013.01); **G06F 21/31** (2013.01); **G06F 21/32** (2013.01); **G06F 21/44** (2013.01); **H04L 63/083**

**21 Claims, 8 Drawing Sheets**



**Related U.S. Application Data**

No. 13/706,254, filed on Dec. 5, 2012, now Pat. No. 9,294,452.

(60) Provisional application No. 61/587,387, filed on Jan. 17, 2012, provisional application No. 61/569,112, filed on Dec. 9, 2011.

(56) **References Cited**

U.S. PATENT DOCUMENTS

6,016,476	A	1/2000	Maes et al.	
6,691,232	B1 *	2/2004	Wood .....	H04L 63/0815 726/6
7,512,965	B1	3/2009	Amdur	
7,697,729	B2	4/2010	Howell	
7,950,051	B1	5/2011	Spitz	
8,145,916	B2	3/2012	Boshra	
8,549,300	B1 *	10/2013	Kumar .....	H04L 9/3263 713/175
8,577,813	B2	11/2013	Weiss	

8,856,539	B2	10/2014	Weiss	
8,984,596	B2	3/2015	Griffin	
9,100,826	B2	8/2015	Weiss	
10,872,152	B1	12/2020	Martel	
2004/0107170	A1	6/2004	Labrou	
2004/0236632	A1	11/2004	Maritzen	
2005/0198348	A1	9/2005	Yeates	
2009/0100269	A1	4/2009	Naccache	
2010/0242102	A1	9/2010	Cross	
2011/0078771	A1	3/2011	Griffin	
2011/0205016	A1	8/2011	Al-Azem	
2011/0231651	A1	9/2011	Bollay	
2012/0110341	A1 *	5/2012	Beigi .....	H04L 9/3268 713/186
2012/0167193	A1	6/2012	Gargaro	

OTHER PUBLICATIONS

Hammer-Lahav, Ed. "The OAuth 1.0 Protocol", from <https://tools.ietf.org/html/rfc5849>, Apr. 2010.

\* cited by examiner

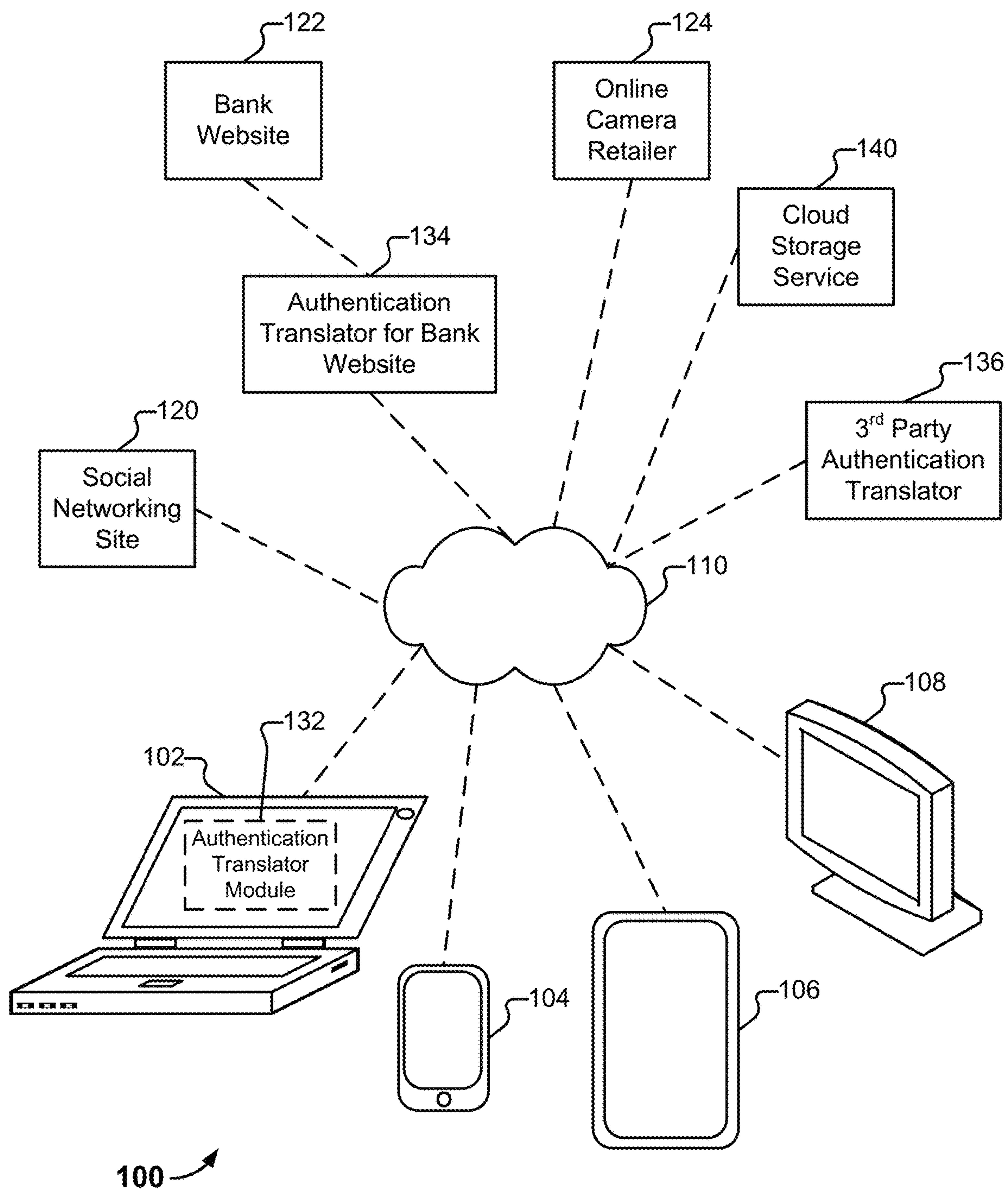


FIG. 1

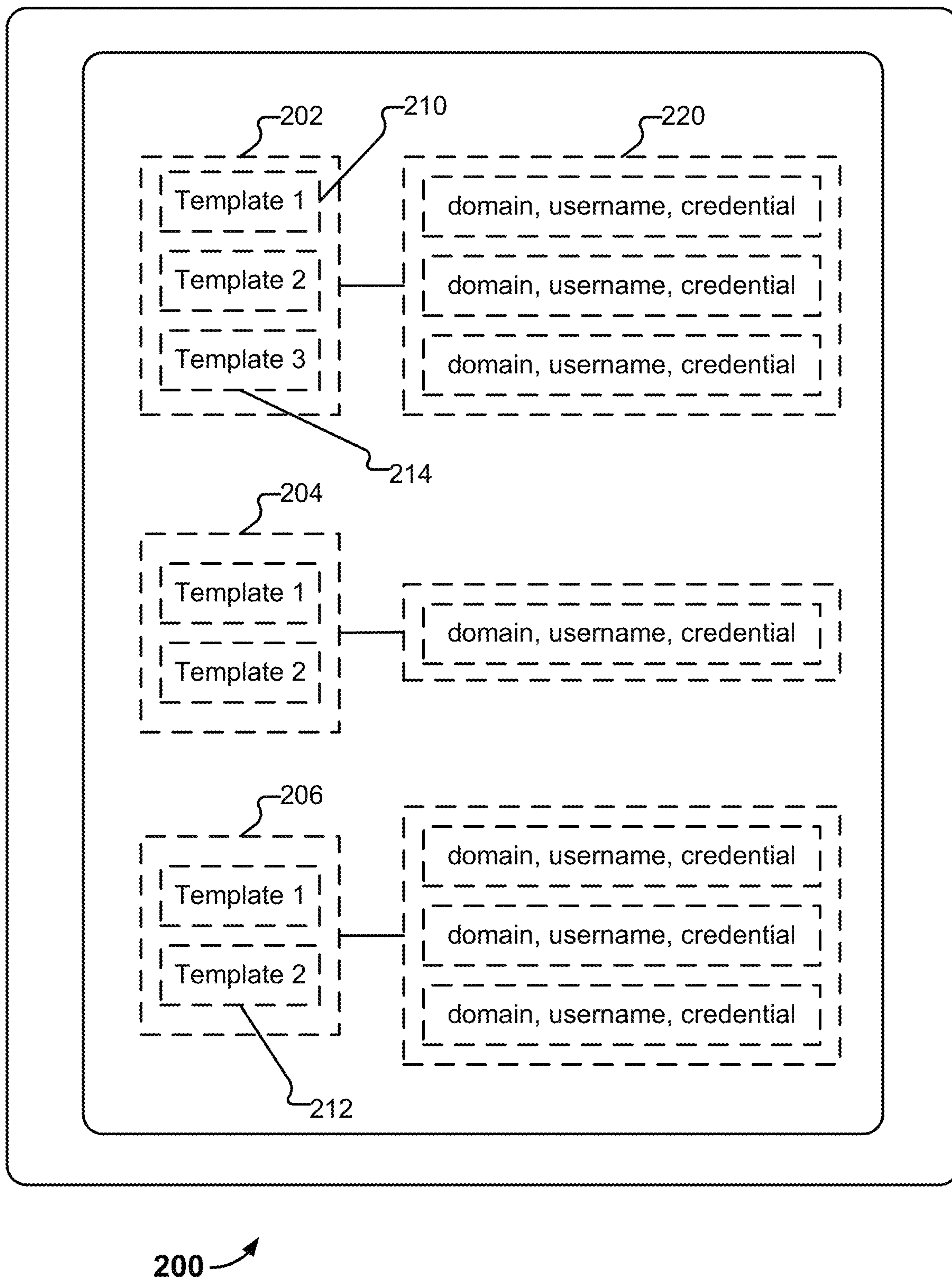
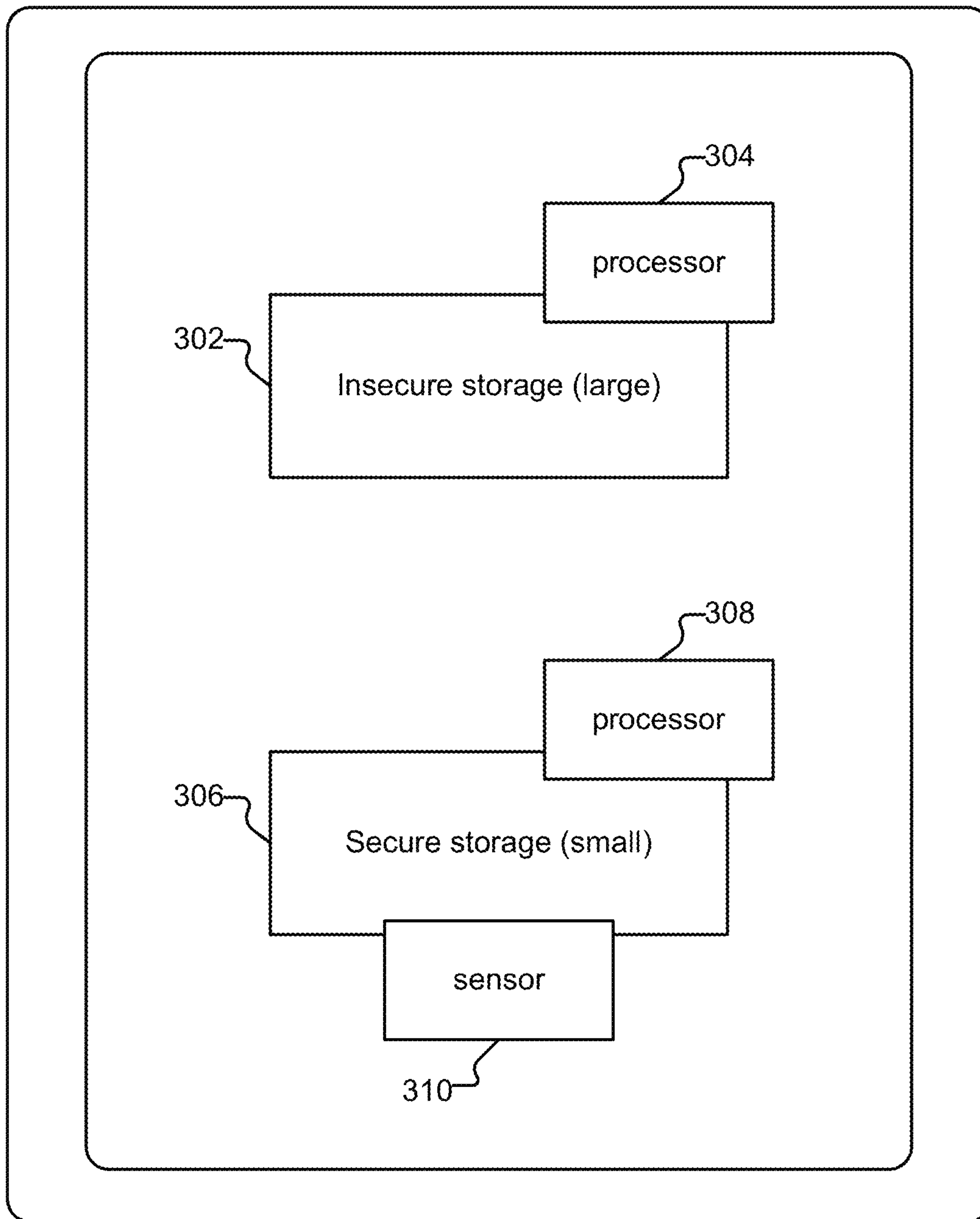


FIG. 2





300 ↗

FIG. 3

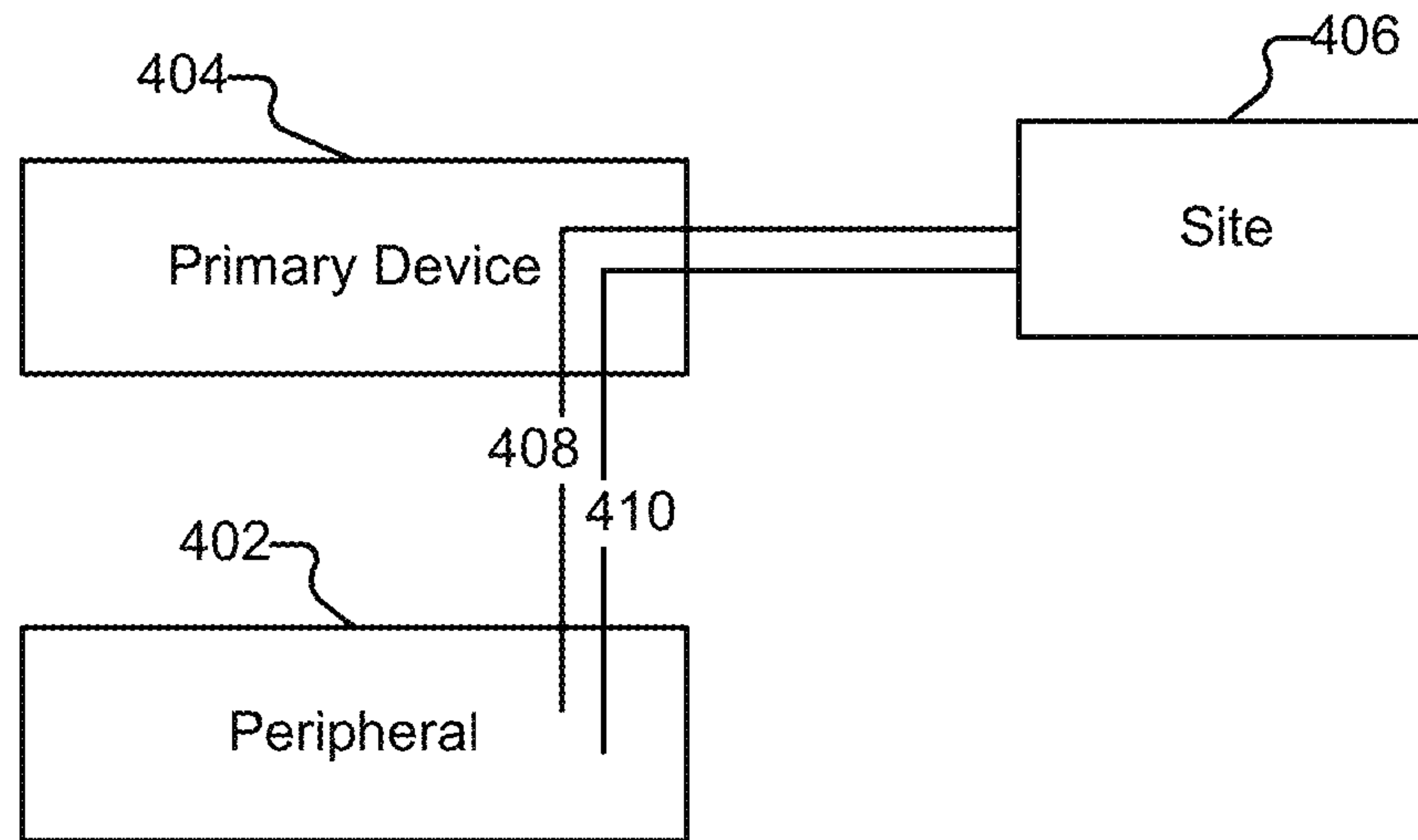


FIG. 4

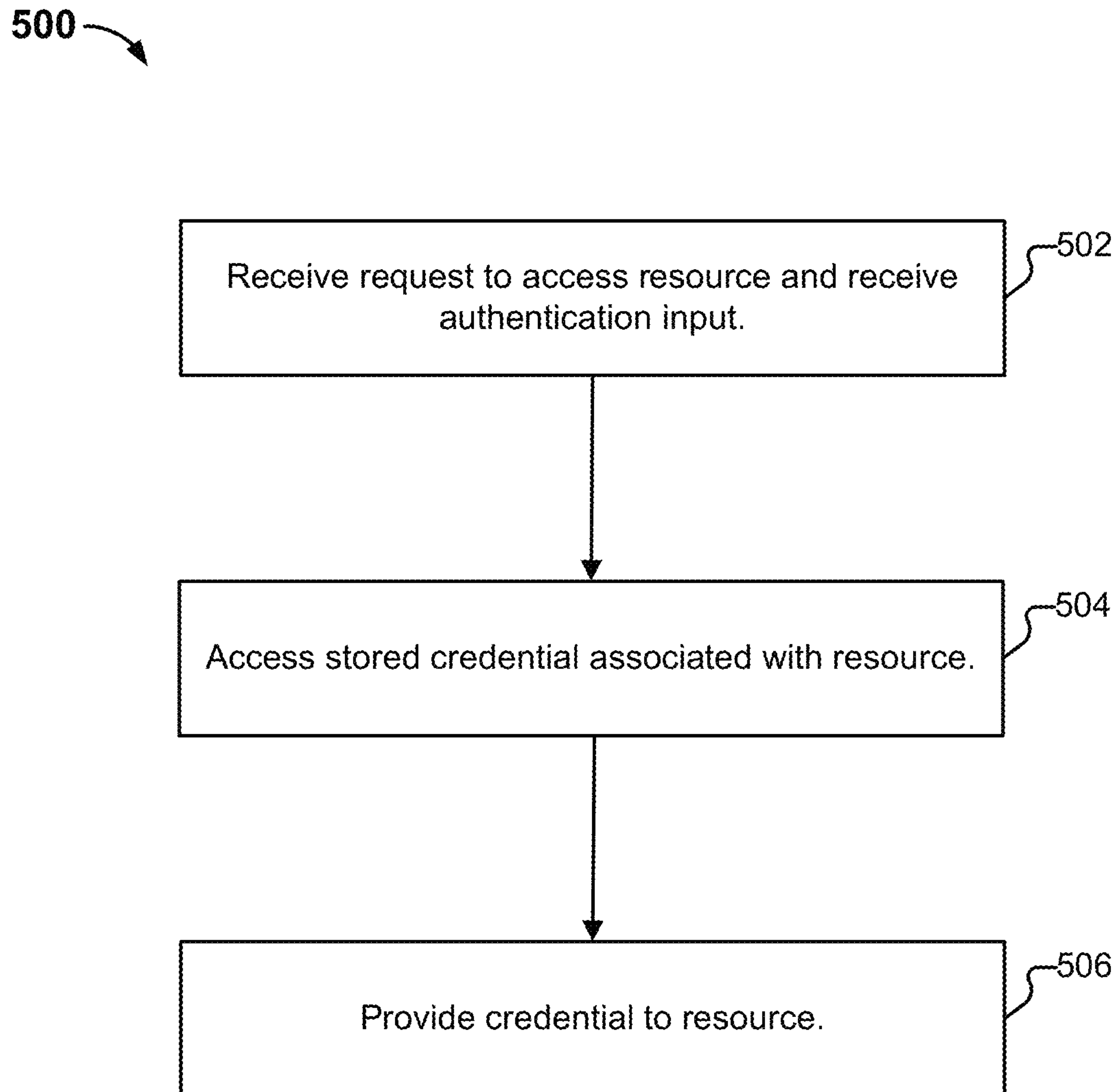


FIG. 5

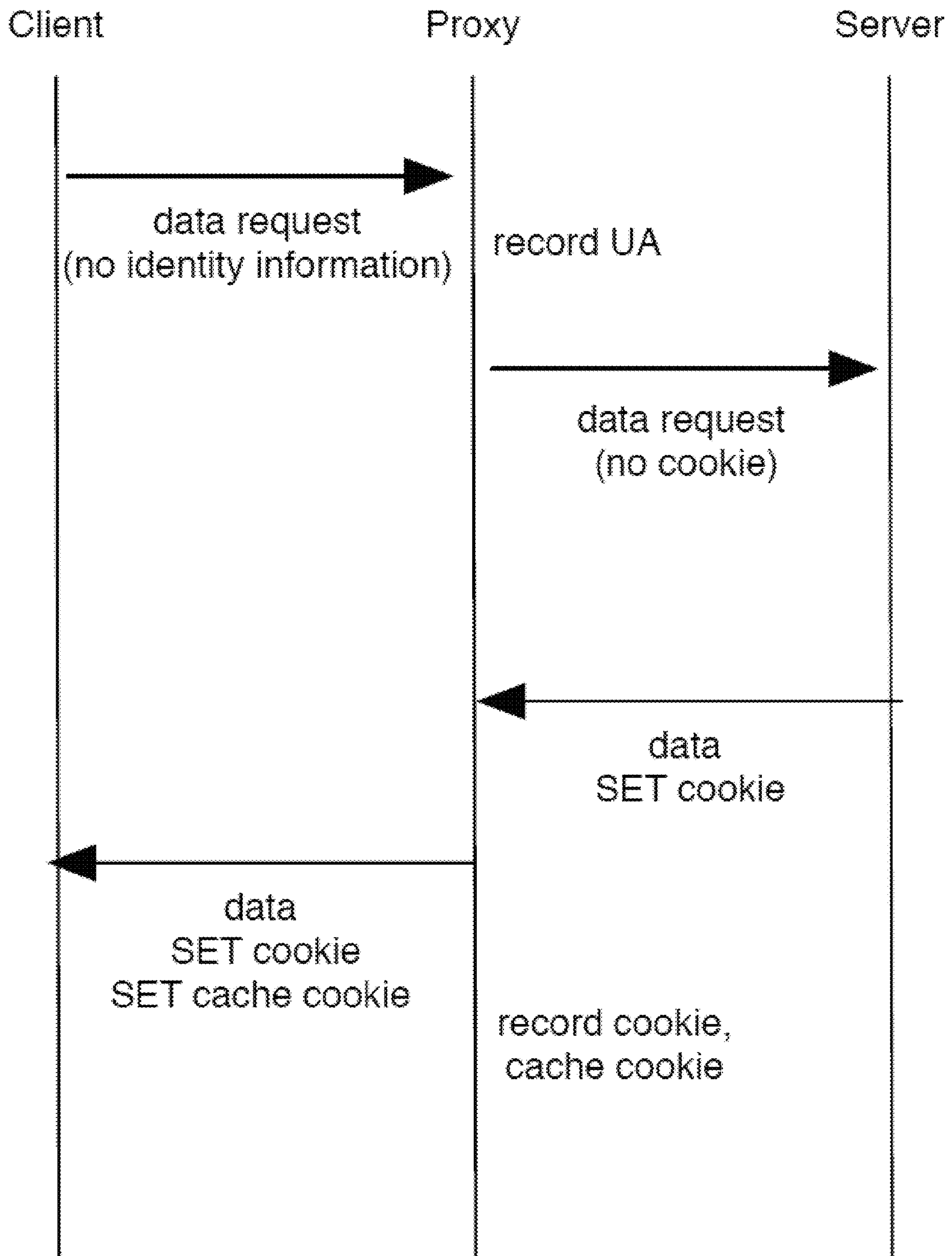


FIG. 6



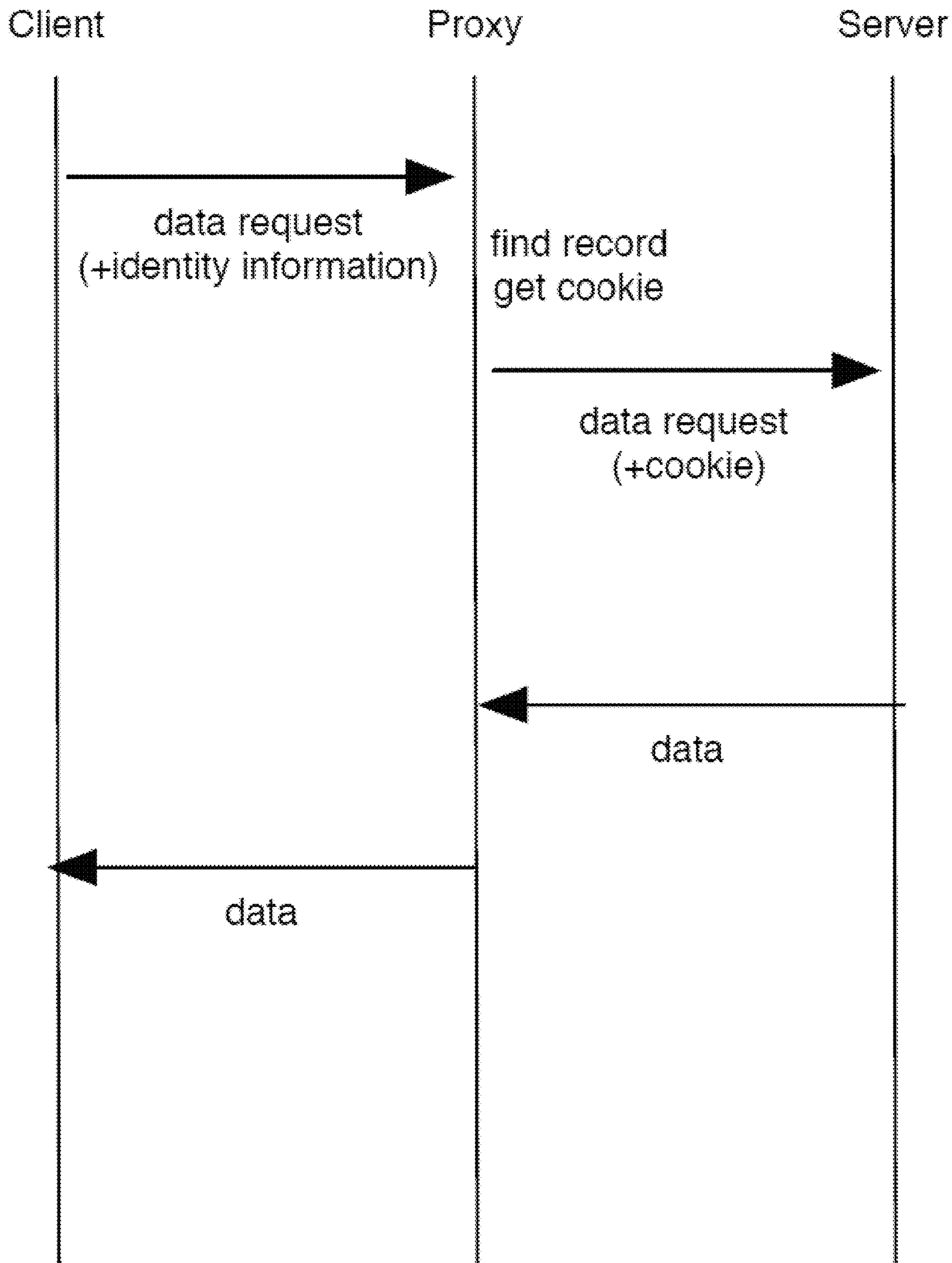


FIG. 7

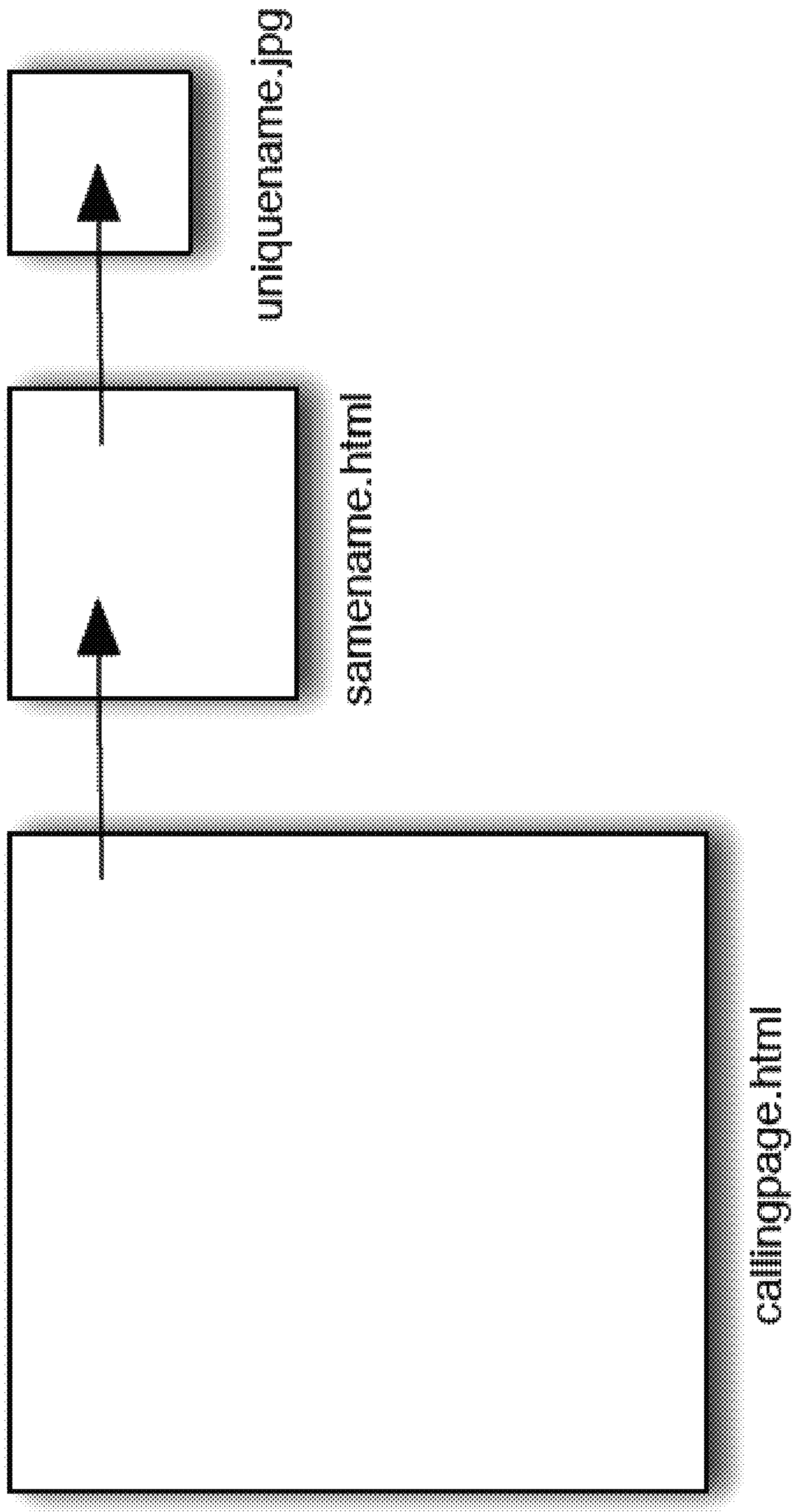


FIG. 8



## AUTHENTICATION TRANSLATION

CROSS REFERENCE TO OTHER  
APPLICATIONS

This application is a continuation of co-pending U.S. patent application Ser. No. 16/563,715, entitled AUTHENTICATION TRANSLATION filed Sep. 6, 2019 which is incorporated herein by reference for all purposes, which is a continuation of U.S. patent application Ser. No. 16/273,797, entitled AUTHENTICATION TRANSLATION filed Feb. 12, 2019, now U.S. Pat. No. 10,521,568, which is incorporated herein by reference for all purposes, which is a continuation of U.S. patent application Ser. No. 15/042,636, entitled AUTHENTICATION TRANSLATION filed Feb. 12, 2016, now U.S. Pat. No. 10,360,351, which is incorporated herein by reference for all purposes, which is a continuation of U.S. patent application Ser. No. 13/706,254, entitled AUTHENTICATION TRANSLATION filed Dec. 5, 2012, now U.S. Pat. No. 9,294,452, which is incorporated herein by reference for all purposes, which claims priority to U.S. Provisional Application No. 61/587,387, entitled BIOMETRICS-SUPPORTED SECURE AUTHENTICATION SYSTEM filed Jan. 17, 2012 which is incorporated herein by reference for all purposes. U.S. patent application Ser. No. 13/706,254 also claims priority to U.S. Provisional Patent Application No. 61/569,112 entitled BACKWARDS COMPATIBLE ROBUST COOKIES filed Dec. 9, 2011, which is incorporated herein by reference for all purposes.

## BACKGROUND OF THE INVENTION

Providing credentials to a service, whether via a mobile or other device, is often a tedious experience for a user. Unfortunately, to make authentication easier for themselves, users will often engage in practices such as password re-use, and/or the selection of poor quality passwords, which render their credentials less secure against attacks. Accordingly, improvements in authentication techniques would be desirable. Further, it would be desirable for such improvements to be widely deployable, including on existing/legacy systems.

## BRIEF DESCRIPTION OF THE DRAWINGS

Various embodiments of the invention are disclosed in the following detailed description and the accompanying drawings.

FIG. 1 illustrates an embodiment of an environment in which authentication translation is provided.

FIG. 2 illustrates an embodiment of credential information stored on a device.

FIG. 3 illustrates an embodiment of a device with secure storage.

FIG. 4 illustrates an example of a renegotiation.

FIG. 5 illustrates an embodiment of a process for performing authentication translation.

FIG. 6 illustrates an example of what occurs when a client device first visits the site of a legacy server via an authentication translator.

FIG. 7 illustrates an example of what occurs when a device subsequently visits the site of a legacy server via an authentication translator.

FIG. 8 shows the structure of an example of a cache cookie used in some embodiments.

## DETAILED DESCRIPTION

The invention can be implemented in numerous ways, including as a process; an apparatus; a system; a composition of matter; a computer program product embodied on a computer readable storage medium; and/or a processor, such as a processor configured to execute instructions stored on and/or provided by a memory coupled to the processor. In this specification, these implementations, or any other form that the invention may take, may be referred to as techniques. In general, the order of the steps of disclosed processes may be altered within the scope of the invention. Unless stated otherwise, a component such as a processor or a memory described as being configured to perform a task may be implemented as a general component that is temporarily configured to perform the task at a given time or a specific component that is manufactured to perform the task. As used herein, the term ‘processor’ refers to one or more devices, circuits, and/or processing cores configured to process data, such as computer program instructions.

A detailed description of one or more embodiments of the invention is provided below along with accompanying figures that illustrate the principles of the invention. The invention is described in connection with such embodiments, but the invention is not limited to any embodiment. The scope of the invention is limited only by the claims and the invention encompasses numerous alternatives, modifications and equivalents. Numerous specific details are set forth in the following description in order to provide a thorough understanding of the invention. These details are provided for the purpose of example and the invention may be practiced according to the claims without some or all of these specific details. For the purpose of clarity, technical material that is known in the technical fields related to the invention has not been described in detail so that the invention is not unnecessarily obscured.

FIG. 1 illustrates an embodiment of an environment in which authentication translation is provided. In the example shown, a variety of client devices **102-108** connect, via one or more networks (represented as a single network cloud **110**) to a variety of services **120-124** (also referred to herein as sites **120-124**). In particular, client device **102** is a notebook computer owned by a user hereinafter referred to as Alice. Notebook **102** includes a camera, a microphone, and a fingerprint sensor. Client device **104** is a smartphone, also owned by Alice. Client device **104** includes a camera. Client device **106** is a tablet owned by Bob, and sometimes used by Bob’s son Charlie. Client device **106** includes a camera and a fingerprint sensor. Client device **108** is a kiosk located in the lobby of a hotel. Kiosk **108** includes a camera and a microphone. The techniques described herein can be used with or adapted to be used with other devices, as applicable. For example, the techniques can be used in conjunction with gaming systems, with peripheral devices such as mice, and with embedded devices, such as door locks.

Service **120** is a social networking site. Service **122** is a website of a bank. Service **124** is the online store of a boutique camera retailer. Each of services **120-124** requires a username and password (and/or a cookie) from a user prior to giving that user access to protected content and/or other features. As will be described in more detail below, using the techniques described herein, users need not type such usernames and passwords into their devices whenever required by a service. Instead, users can authenticate themselves to an “authentication translator” via an appropriate technique, and the authentication translator will provide the appropriate



credentials to the implicated service on the user's behalf. Also as will be described in more detail below, authentication translators can be located in a variety of places within an environment. For example, notebook computer **102** includes an authentication translator module **132** that provides authentication translation services. The other devices **104-108** can also include (but need not include) their own respective authentication translator modules. The owner of bank website **122** also operates an authentication translator **134** associated with the bank. Finally, authentication translator **136** provides authentication translation services to a variety of businesses, including online camera retailer **124**.

FIG. 2 illustrates an embodiment of credential information stored on a device. In particular, device **200** stores three user profiles **202-206**, each of which contains a username and one or more templates (e.g., template **210**) associated with the user. In various embodiments, a template is a collection of biometric features. Using fingerprints as an example type of biometric, a corresponding template includes a collection of patterns, minutia, and/or other features that can be matched against to determine if a person's fingerprint matches the fingerprint of the registered user (i.e., the owner of a given user profile). A representation of a single fingerprint may be included in multiple templates (e.g., in different resolutions, in accordance with different protocols, as captured during warm vs. cold conditions, and/or by itself or in combination with multiple fingerprints). When other biometrics are employed (e.g., facial recognition, voiceprint, or retina scan technology), features appropriate to those types of biometrics are included in the template. Other types of features can also be included in templates. As one example, a user's typing speed and/or accuracy can be measured by a device, such as device **102**, and used to distinguish between multiple users of a device. For example, suppose Alice types at 100 words per minute and rarely makes mistakes. A representation of this information can be stored in template **212**. Also suppose Alice's niece, who sometimes uses Alice's laptop computer when visiting Alice types at 20 words per minute and makes many mistakes. In some embodiments, the fact that a user was recently (e.g., within the last 5 minutes) typing on laptop **102** at 90 words per minute is evidence of a match against template **212**. In this case, the typing speed of 90 words per minute is similar enough to Alice's typical behavior, it is considered a match. Various policies can be included in a profile that govern how matches are to be performed. For example, policies can specify thresholds/tolerances for what constitutes a match, and can specify that different levels of matches can result in different levels of access to different resources.

A profile is associated with a vault (e.g., vault **220**). The vault, in turn, contains triples specifying a service provider/domain, a username, and a credential. The vault can also contain other sensitive user information, such as account numbers, address/phone number information, and health care data. The credential for a service provider/domain can be a password (e.g., for legacy servers), and can also take alternate forms (e.g., a cryptographic key for service providers supporting stronger authentication methods).

In some embodiments, profiles, templates, and vaults (collectively "authentication information") are stored entirely in an unprotected storage area, and are stored in the clear. In other embodiments, secure storage techniques are used to secure at least a portion of the authentication information.

One example of a device with secure storage is illustrated in FIG. 3. In the example shown, a mobile phone **300**

includes a large and insecure storage **302** attached to a fast processor **304**, and a smaller but secure storage **306** attached to a dedicated processor **308** and a sensor **310** (e.g., a camera or a fingerprint reader). Users (and applications) can read from and write to the insecure storage area. However, users cannot access the secure storage area, and the fast processor can only communicate with the dedicated processor/sensor via a restricted API. As another example, a unique decryption key associated with a given vault can be stored in a profile. The vault is an encrypted and authenticated container that can be stored on insecure storage, e.g., on the device, and also backed up (e.g., to a cloud storage service **140** or to an alternate form of external storage). As needed, authentication information or portions thereof can be loaded into secure storage and decrypted. For example, one can use AES to encrypt the files one by one, using a key stored on the secured storage. A message authentication technique, such as HMAC, can be used for authenticating the encrypted files to provide tamper prevention. Profiles and vaults can be updated while in secure storage; if this occurs, they are encrypted and MACed before being written back to the insecure storage, which may in turn propagate them to external backup storage. In yet other embodiments, profiles and vaults are stored entirely in secure storage, in plaintext, which allows them to be both read and written—and in particular, searched.

#### Example Transaction Types

A variety of transaction types can take place in the environment shown in FIG. 1, examples of which are discussed in this section.

#### Initial Registration

In order to begin using the techniques described herein, users perform some form of initial registration. As one example, suppose Alice launches an enrollment program installed on laptop **102**. She uses the program to capture various biometric information (e.g., fingerprints, photographs of her face, etc.). A user profile is created for Alice, and the biometric information captured about her is encoded into a plurality of templates, such as templates **210** and **214**. In some embodiments, Alice is also explicitly asked to supply credential information for services she would like to use, such as by providing the domain name of social networking site **120**, along with her username and password for site **120**. In other embodiments, domain/username/credential information is at least passively captured on Alice's behalf and included in one or more vaults such as vault **220**. Credential information can also be important from a browser password manager already in use by Alice or other appropriate source. In some embodiments, Alice also registers with cloud storage service **140**, which will allow her to back up her authentication information and to synchronize it across her devices (e.g., **102** and **104**), as described in more detail below.

Other registration approaches can also be used. For example, registration can be integrated into the experience the first time a device is used. Thus, when Bob first turns on tablet **106**, he may be prompted to take a picture of his face (with a profile/templates being created in response). Similarly, the first time Charlie uses tablet **106**, the techniques described herein can be used to determine that Charlie does not yet have a profile (e.g., because none of the templates already present on tablet **106** match his biometrics) and Charlie can be prompted to enroll as a second user of the device.

#### Authentication

Suppose Alice wishes to authenticate to banking website **122**. Using a fingerprint reader incorporated into her laptop,



she performs a fingerprint scan, which causes her biometric features to be extracted and compared to any stored templates residing on her computer. If a match is found, an associated decryption key is selected, and the associated vault is loaded and decrypted. The vault is scanned for an entry that matches the selected service provider (i.e., website **122**). If a matching entry is found, the associated domain, username, and site credential are extracted from the vault. In some embodiments, the validity of the domain name mapping is verified at this point to harden the system against domain name poisoning. Next, a secure connection is established between Alice's computer and the service provider, and Alice is authenticated. For service providers supporting strong user authentication, mutual SSL can be used, for example. A variety of policies can be involved when performing matching. For example, to access certain domains, Alice's print may need only match template **210**. To access other domains, Alice may need to match multiple templates (e.g., both **210** and **214**). As another example, in order to access social networking site **120**, Alice may merely need to be sitting in front of her computer, which has an integrated webcam. Even in relatively low light conditions, a match can be performed against Alice's face and features stored in a template. However, in order to access bank website **122**, Alice may need a high quality photograph (i.e., requiring her to turn on a bright light) and may need to demonstrate liveness (e.g., by blinking or turning her head). As yet another example, other contextual information can be included in policies. For example, if Alice's IP address indicates she is in a country that she is not usually in, she may be required to match multiple templates (or match a template with more/better quality features) in order to access retailer **124**, as distinguished from when her IP address indicates she is at home.

In some embodiments, the biometric sensor used by a user may be a peripheral device (e.g., a mouse with an integrated fingerprint scanner that is connected to the user's primary device via USB). In such scenarios, the peripheral device may be responsible for storing at least a portion of authentication information and may perform at least some of the authentication tasks previously described as having been performed by Alice's computer. For example, instead of processors **304** and **308**, and storages **302** and **306** being collocated on a single device (e.g., laptop **102**), processor **304** and storage **302** may be present on a primary device, and processor **308** and storage **306** may be present on a peripheral device (e.g., that also includes a sensor, such as a fingerprint reader).

In such scenarios, once Alice's login to banking website **122** is successfully completed, the secure session can be handed over from the peripheral device to the primary device, in a way that does not allow the primary device retroactive access to the plaintext data of the transcripts exchanged between the peripheral device and the service provider. One way this can be accomplished is by renegotiating SSL keys between the peripheral device and the website, after which the newly negotiated key can be handed off from the peripheral device to the primary device. This avoids retroactive credential capture in a setting where the device is infected by malware.

An example of renegotiation is depicted in FIG. 4. Specifically, after a user has successfully authenticated to a fingerprint reader, a login is performed to a service provider. Using the primary device (**404**) as a proxy, the peripheral fingerprint reader **402** negotiates a first SSL connection (**408**) with a service provider **406**, over which credentials are exchanged. The proxy then renegotiates SSL (**410**), which

replaces the old key with a new one. The new key is disclosed to the device, which then seamlessly takes over the connection with the service provider and performs the transaction protected by the authentication. The credentials exchanged during the first SSL connection cannot be accessed by device **404**, since the key of the renegotiated session is independent of the key of the original session; this provides protection against malware residing on the device. Renegotiation can be used when the primary device **404** is believed to be in a safe state when performing the negotiation of the SSL connection, but it is not known whether it is in a safe state during the transaction protected by the authentication. Renegotiation can also be used when a secure component of the primary device **404** performs the negotiation of the SSL connection and another and potentially insecure component of the primary device **404** is involved in the transaction protected by the authentication.

FIG. 5 illustrates an embodiment of a process for performing authentication translation. The process begins at **502** when a request to access a resource is received, as is an authentication input. One example of the processing performed at **502** is as follows. Suppose Alice wishes to sign into social networking website **120**. She directs a web browser application installed on client **102** to the social networking website. Authentication translator module **132** recognizes, from the context of Alice's actions (e.g., that she is attempting to access site **120** with her browser) that she would like to access a particular resource. Authentication translator module **132** prompts Alice (e.g., by a popup message or via a sound) to provide biometric information (e.g., to use the integrated fingerprint reader on her laptop). In some embodiments, the translator module does not prompt Alice, for example, because Alice has been trained to provide biometric information automatically when attempting to access certain resources. In yet other embodiments, the translator module only prompts Alice if she fails to provide acceptable biometric information within a timeout period (e.g., 30 seconds).

Module **132** compares Alice's supplied biometric data to the templates stored on her computer. If a suitable match is found, and if an entry for site **120** is present in the applicable vault, at **504**, a previously stored credential associated with the resource is accessed. In particular, the username and password for the website, as stored in a vault, such as vault **220**, are retrieved from the vault.

Finally, at **506**, the credential is provided to the resource. For example, Alice's username and password for site **120** are transmitted directly (e.g., by the module or by Alice's computer) and can also be supplied indirectly (e.g., through the use of one or more proxies, routers, or other intermediaries, as applicable).

Other devices can also make use of process **500** or portions thereof. For example, when Alice launches a banking application on phone **104**, implicit in her opening that application is her desire to access the resources of website **134**. The application can take Alice's picture and compare it to stored templates/vault information. If an appropriate match is found, a credential can be retrieved from the vault on her phone (or, e.g., retrieved from cloud storage service **140**) and provided to website **134**.

As another example, suppose Charlie is using tablet **106** and attempts to visit site **120**, whether via a dedicated application or via a web browser application installed on the tablet. Charlie's photograph is taken, and then compared against the profiles stored on tablet **106** (e.g., both Bob and Charlie's profiles). When a determination is made that



Charlie's photograph matches a template stored in his stored profile (and not, e.g., Bob's), Charlie's credentials for site **120** are retrieved from a vault and transmitted by an authentication translator module residing on client **106**.

As yet another example, kiosk **108** can be configured to provide certain local resources (e.g., by displaying a company directory or floor plan on demand) when users speak certain requests into a microphone. Enrolled users (e.g., with stored voiceprint or facial recognition features) can be granted access to additional/otherwise restricted services in accordance with the techniques described herein and process **500**.

#### New Device

In some embodiments, to register a new device, a user provides an identifier, such as a username or an account number to the device. The new device connects to an external storage (such as cloud storage **140**), provides the user identifier and credential, and downloads the user's templates/vaults from the service. In some embodiments, the templates/vaults are encrypted. Once downloaded, the template is decrypted and stored in a secure storage area, while the still encrypted vault can be stored in insecure storage. The decryption key can be generated from information the user has/knows, or from biometric data—such as features extracted from fingerprinting of all ten fingers. In some embodiments, more arduous fingerprinting is required for the setup of a new device than for regular authentication to avoid that a new device gets registered by a user thinking she is merely authenticating—or worse still, simply touching the device. Moreover, it translates into higher entropy of the decryption keys.

#### Backup Authentication

Backup authentication allows a user, such as Alice, to access resources in the event she is unable to or unwilling to interact with a particular biometric sensor. As one example, instead of having a single template associated with her profile, Alice can have multiple templates associated with it, e.g., where the first template includes fingerprint features and the second template includes voice biometric, facial recognition, or iris detection features. As a second example, where the service Alice is connecting to is a legacy website (i.e., one that users authenticate to using usernames and passwords), such a service would allow the use of passwords and password reset mechanisms by Alice without requiring Alice to use a fingerprint reader.

In various embodiments, environment **100** supports the ability of users (e.g., under duress) to release the contents of their vaults. For example, if Alice was physically threatened with the loss of a finger by a criminal, Alice could instead release the contents of her vault(s)—the ultimate goal of the criminal. As one example, in the event Alice supplies all 10 fingerprints to the sensor, provides a special password, or supplies a fingerprint and a second identifier, a cleartext version of her vault(s) could be made available.

#### Access Policies

In various embodiments, cloud storage service **140** is configured to accept backups from multiple devices associated with a single account, and synchronize the updates so that all devices get automatically refreshed. For example, Alice's laptop **102** and phone **104** could both communicate with cloud storage service **140** which would keep their authentication information synchronized. Refreshes can also be made in accordance with user-configured restrictions. For example, Alice's employer could prevent privileged employer data from being stored on shared personal devices, or on any device that was not issued by the employer. As another example, arbitrary policies can be defined regarding

the access to and synchronization of software and data, and to tie a license or access rights to a person (and her fingerprint) rather than to a device. As yet another example, in some embodiments (e.g., where a device is made publicly available or otherwise shared by many users), no or a reduced amount of authentication information resides on a device, and at least a portion of authentication information is always retrieved from cloud storage service **140**.

#### Remote Wiping

Remote wiping of a user's authentication information (e.g., templates) can be used both to “unshare” previously shared devices (e.g., where Bob and Charlie both have user profiles on their shared tablet **106**), and to avoid that criminals with physical component access to lost devices gain access to templates and vault contents. In some embodiments, policies such as ones where a template self-wipes if it is not matched within a particular duration of time are supported. Since user data can be frequently backed up to the cloud storage, and recovered from this using the new device registration process, inconvenience to the user will be minimized.

#### Legacy Server Support

New authentication schemes typically require changes to a significant codebase residing with service providers. If the code is well written and documented, such changes may be relatively simple. Commonly, though, this may not be so. The engineers who originally wrote the code of relevance may have long since left the company; the code they left behind may be poorly documented—if documented at all. In severe cases, the legacy code may have been written in an outdated programming language or written in a way that does not follow guidelines for good code. This makes updates to the codebase impractical or virtually impossible in many common cases. Even if none of these challenges complicate the desired modifications, it is commonly a great bureaucratic burden to obtain permission to make modifications (e.g., to store an extra field in a backend database), because every affected part of the organization may need to review the request.

As will be described in the following section, the technologies described herein can be used in conjunction with legacy servers (e.g., existing servers that rely on usernames and passwords to authenticate users), and in particular, can be used without requiring modification to such legacy servers.

#### Cookies

Cookies are commonly used by legacy servers for user authentication. Unfortunately, cookies have several problems. For one thing, they are sometimes deleted—whether explicitly/intentionally by the end user or by the user's software. In addition, cookies are commonly stolen. Approaches such as cache cookies and identification using user agents can be more resistant to these problems, however, they have their own problems. For example, their use requires new code and new fields in the credential database stored by the server.

In some embodiments, authentication translators, such as translators **134** and **136** (also referred to herein as proxies) provide authentication translation services on behalf of associated services. Translators **134** and **136** are illustrated as single logical devices in FIG. 1. In some embodiments, the translators comprise standard commercially available server hardware (e.g., a multi-core processor, 4+ Gigabytes of RAM, and one or more Gigabit network interface adapters) and run typical server-class operating systems (e.g., Linux). Translators **134** and **136** can also be implemented using a scalable, elastic architecture and may comprise



several distributed components, including components provided by one or more third parties. For example, translators **134** and **136** may store user credential information or may task cloud storage service **140** with storing at least a portion of that information.

In the case of authentication translator **134**, service is provided with respect to bank website **122** only. Authentication translator **134** is positioned between a legacy web server (**122**) and the Internet (**110**)—and therefore between the legacy server and any client devices. Authentication translator **134** is configured to translate traffic between the legacy server and client devices so that the client devices (and respective users) perceive the new authentication mechanism, while the legacy server remains unchanged. Authentication translator **136** works similarly, but it provides authentication translation as a third party service to multiple providers, an example of which is online camera retailer **124**.

Authentication translators **134** and **136** can also perform process **500**. For example, when a device transmits a request to access website **122**, the request is intercepted by translator **134**, as is cookie/user agent information. The received information can be used to determine a username/password associated with the device, and that information can be passed by translator **134** to website **122** on behalf of the device.

FIG. **6** illustrates an example of what occurs when a client device first visits the site of a legacy server via an authentication translator. The translator (referred to in the figure as a “proxy”) fails to identify the client, and passes on the request to the legacy server. The legacy server responds to the request and sets a cookie. The proxy passes on the response, including the cookie and also a cache cookie. The proxy stores the information about both these types of identifiers, along with the user agent of the client device. This triplet of information is also referred to herein as an identifier.

FIG. **7** illustrates an example of what occurs when a device subsequently visits the site of a legacy server via an authentication translator. In this scenario, the device’s request is accompanied by some form of identifying information. The proxy uses this information to identify the associated cookie and passes this along to the legacy server, along with the request. In some embodiments, additional processing is also involved. For example, reading a cache cookie may require user interaction. Moreover, if not all of the identifying information is present in the request, the proxy can be configured to set the missing information again by sending a corresponding request to the client device.

The translation of cache cookies and user agent information to cookies involves a two-way translation. First, when the legacy server sets a cookie, the proxy will set the two types of cookies—both an HTML cookie and a cache cookie—and then create a new record in which the two cookies are stored, along with the user agent information of the client device. The user agent information can include quite a bit of data associated with a browser—such as the browser type and version, the clock skew, and the fonts that are installed. While each of these pieces of information only contributes a small amount of entropy, the collection of items can be sufficient to identify the device in most cases. Moreover, while some of these types of data may change over time—in fact, all of them may—they do not typically change, and when one or two of them do, the others typically do not. When the client device is used to visit a site controlled by the legacy server, the cookie, cache cookie and user agent information are read (if available), the record

identified, and the request translated and sent to the legacy server. When a legacy server requests that the user password is updated (e.g., as part of an annual or other periodic requirement), the transmission of this request to the user can be suppressed—in which case the database of the proxy is updated to create the illusion of an update. The user can be involved in authentication as needed, e.g., if, in addition to supplying a credential, a user must also solve a CAPTCHA, the CAPTCHA can be displayed to the user (with the user’s credentials being handled in accordance with the techniques described herein).

FIG. **8** shows the structure of an example of a cache cookie used in some embodiments. Cache cookies can be associated with a particular webpage, just like an HTML cookie can. In the example shown in FIG. **8**, the proxy wishes to associate a page “calling page.html” with a cache cookie. It embeds a request for a second object, “same-name.html” in callingpage.html for every visitor. However, as the cache cookie is set for one visitor, a customized samename.html is served to this visitor. The page samename.html refers to an object with a different name for each user; that object is referred to as “uniquename.jpg.” The cache cookie is set by embedding the request for samename.html in callingpage.html. The client browser attempts to render this, causing a request for samename.html from the server. The server configures samename.html to refer to a uniquely named file uniquename.jpg, and serves samename.html to the client. For the client browser to render samename.html, it requests the file uniquename.jpg, which is intentionally not served. That concludes the setting of a cache cookie. As a user returns to the page calling-name.html, the browser again attempts to render the entire page, which causes it to load the object samename.html from its cache. As that is rendered, the client browser requests uniquename.jpg, which is not in its cache (since it was not served previously). The server still does not serve it, but takes note of the name of the file being requested, as it identifies the client device. Note that samename.html can be displayed in a zero-sized iframe, which makes the end user unaware of it being rendered.

A cache cookie is an implementation of the typical cookie functionality that uses the client device’s browser cache. Unlike user agents, it does not change over time, and like standard HTML cookies, it cannot be read by a party other than that which set it. However, like HTML cookies, it could be deleted—by the user clearing his or her browser cache. Cache cookies are not automatically transmitted with GET requests, unless the cache elements are embedded in the referring pages. This adds a potential round of communication in some settings. By relying on user agent information, cache cookies, and HTML cookies to identify the client device, it is much more likely that a machine will be recognized than if only HTML cookies are used.

Although the foregoing embodiments have been described in some detail for purposes of clarity of understanding, the invention is not limited to the details provided. There are many alternative ways of implementing the invention. The disclosed embodiments are illustrative and not restrictive.

What is claimed is:

1. A system, comprising:

a first processor of a first device, wherein the first processor is configured to:  
based at least in part on a request associated with a user to access an external resource, establish a secure connection with the external resource; and



**11**

communicate with a second processor using a restricted interface, wherein the second processor is configured to:

receive a biometric input from a sensor, wherein the biometric input corresponds to at least one of a fingerprint, a feature usable for facial recognition, a voiceprint, a feature usable for a retina scan, or a typing feature; and

access a record stored in a secure storage, wherein the record is associated at least with the external resource;

retrieve, from the record, at least one of a password, a cookie, or a cryptographic key;

perform a cryptographic operation;

in response to determining that there is a match between the biometric input and a stored biometric template accessed by the second processor, facilitate a login of the user to the external resource at least in part by transmitting, via the established connection, output based at least in part on the at least one of the password, the cryptographic key, or the cookie retrieved from the record, and wherein the user is logged in to the external resource based at least in part on the output; and

perform a secure backup of the record to a storage service, wherein a second device associated with the user is registered with the storage service, and wherein the record is downloaded from the storage service by the second device; and

a memory coupled to the first processor and configured to provide the first processor with instructions.

2. The system recited in claim 1, wherein the storage service comprises a cloud storage service.

3. The system recited in claim 1 wherein the second device is registered with the storage service at least in part by:

connecting to the storage service; and

providing at least one of a user identifier or a credential to the storage service, wherein the user identifier comprises at least one of a username or an account number.

4. The system recited in claim 1, wherein the record downloaded by the second device is encrypted.

5. The system recited in claim 4, wherein the encrypted record is stored to an insecure storage associated with the second device.

6. The system recited in claim 4, wherein the second device is configured to decrypt the downloaded record and store the decrypted record to a secure storage associated with the second device.

7. The system recited in claim 6, wherein the downloaded record is decrypted by the second device using a decryption key that is generated based at least in part on information associated with the user.

8. The system recited in claim 6, wherein the downloaded record is decrypted by the second device using a decryption key that is generated based at least in part on biometric data.

9. The system recited in claim 6, wherein the downloaded record is decrypted by the second device using a decryption key generated using one or more features extracted from fingerprinting.

10. The system recited in claim 1, wherein performing the cryptographic operation comprises decrypting the record.

11. A method, comprising:

based at least in part on a request associated with a user to access an external resource, establishing, by a first processor of a first device, a secure connection with the external resource; and

**12**

communicating with a second processor using a restricted interface, wherein the second processor is configured to:

receive a biometric input from a sensor, wherein the biometric input corresponds to at least one of a fingerprint, a feature usable for facial recognition, a voiceprint, a feature usable for a retina scan, or a typing feature; and

access a record stored in a secure storage, wherein the record is associated at least with the external resource;

retrieve, from the record, at least one of a password, a cookie, or a cryptographic key;

perform a cryptographic operation;

in response to determining that there is a match between the biometric input and a stored biometric template accessed by the second processor, facilitate a login of the user to the external resource at least in part by transmitting, via the established connection, output based at least in part on the at least one of the password, the cryptographic key, or the cookie retrieved from the record, and wherein the user is logged in to the external resource based at least in part on the output; and

perform a secure backup of the record to a storage service, wherein a second device associated with the user is registered with the storage service, and wherein the record is downloaded from the storage service by the second device.

12. The method of claim 11, wherein the storage service comprises a cloud storage service.

13. The method of claim 11, wherein the second device is registered with the storage service at least in part by:

connecting to the storage service; and

providing at least one of a user identifier or a credential to the storage service, wherein the user identifier comprises at least one of a username or an account number.

14. The method of claim 11, wherein the record downloaded by the second device is encrypted.

15. The method of claim 14, wherein the second device is configured to decrypt the downloaded record and store the decrypted record to a secure storage associated with the second device.

16. The method of claim 14, wherein the encrypted record is stored to an insecure storage associated with the second device.

17. The method of claim 15, wherein the downloaded record is decrypted by the second device using a decryption key that is generated based at least in part on information associated with the user.

18. The method of claim 15, wherein the downloaded record is decrypted by the second device using a decryption key that is generated based at least in part on biometric data.

19. The method of claim 15, wherein the downloaded record is decrypted by the second device using a decryption key generated using one or more features extracted from fingerprinting.

20. The method of claim 11, wherein performing the cryptographic operation comprises decrypting the record.

21. A computer program product embodied in a non-transitory computer readable storage medium and comprising computer instructions for:

based at least in part on a request associated with a user to access an external resource, establishing, by a first processor of a first device, a secure connection with the external resource; and

communicating with a second processor using a restricted interface, wherein the second processor is configured to:

- receive a biometric input from a sensor, wherein the biometric input corresponds to at least one of a fingerprint, a feature usable for facial recognition, a voiceprint, a feature usable for a retina scan, or a typing feature; and
- access a record stored in a secure storage, wherein the record is associated at least with the external resource;
- retrieve, from the record, at least one of a password, a cookie, or a cryptographic key;
- perform a cryptographic operation;
- in response to determining that there is a match between the biometric input and a stored biometric template accessed by the second processor, facilitate a login of the user to the external resource at least in part by transmitting, via the established connection, output based at least in part on the at least one of the password, the cryptographic key, or the cookie retrieved from the record, and wherein the user is logged in to the external resource based at least in part on the output; and
- perform a secure backup of the record to a storage service, wherein a second device associated with the user is registered with the storage service, and wherein the record is downloaded from the storage service by the second device.

\* \* \* \* \*

30