



US00D864370S

(12) **United States Design Patent**
Gallet et al.

(10) **Patent No.:** **US D864,370 S**

(45) **Date of Patent:** **** Oct. 22, 2019**

(54) **AIR FILTER**

(71) Applicant: **Camfil AB**, Stockholm (SE)

(72) Inventors: **Guillaume Gallet**, Stockholm (SE);
Kenny Hedlund, Trosa (SE); **Vincent Arun Kenadzir**, Chemor (MY)

(73) Assignee: **Camfil AB**, Stockholm (SE)

(**) Term: **15 Years**

(21) Appl. No.: **29/627,750**

(22) Filed: **Nov. 29, 2017**

(30) **Foreign Application Priority Data**

May 29, 2017 (EM) 004022788-0003
May 29, 2017 (EM) 004022788-0004

(51) **LOC (12) Cl.** **23-04**

(52) **U.S. Cl.**
USPC **D23/365**

(58) **Field of Classification Search**
USPC D23/209, 235, 341, 358, 363-365;
D15/5; D32/21-25, 31, 32
CPC F02M 35/04; F02M 35/10; F02M 35/024;
B01D 46/0002; B01D 46/10
See application file for complete search history.

(56) **References Cited**

U.S. PATENT DOCUMENTS

D273,611 S * 4/1984 Shames D23/358
D442,271 S * 5/2001 Tsukii D23/364
D455,826 S * 4/2002 Gillingham D23/365
D641,461 S * 7/2011 Rafi D23/365
8,328,895 B2 * 12/2012 Nicholas B01D 46/0005
55/483

9,205,359 B2 * 12/2015 Kelmartin B01D 46/0002
D764,041 S * 8/2016 Hugues D23/365
D774,634 S * 12/2016 Hugues D23/365
D775,718 S * 1/2017 Hugues D23/365
2009/0193773 A1 * 8/2009 Sundvik B01D 46/125
55/478
2012/0047855 A1 * 3/2012 Eyers B01D 46/0005
55/378
2015/0224434 A1 * 8/2015 Hedlund B01D 46/0005
55/482

* cited by examiner

Primary Examiner — Lakiya G Rogers

Assistant Examiner — John A Voytek

(74) *Attorney, Agent, or Firm* — Condo Roccia Koptiw
LLP

(57) **CLAIM**

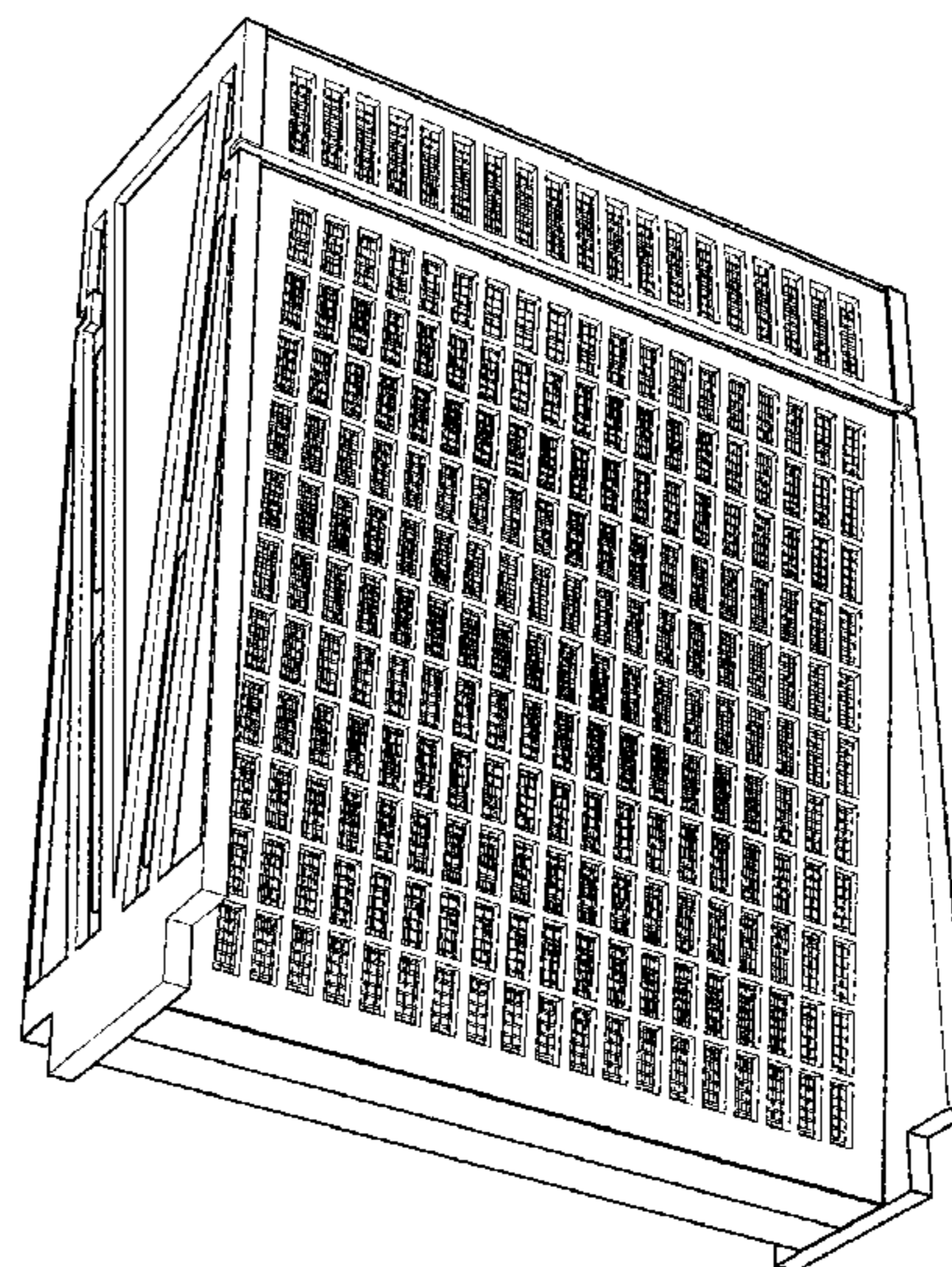
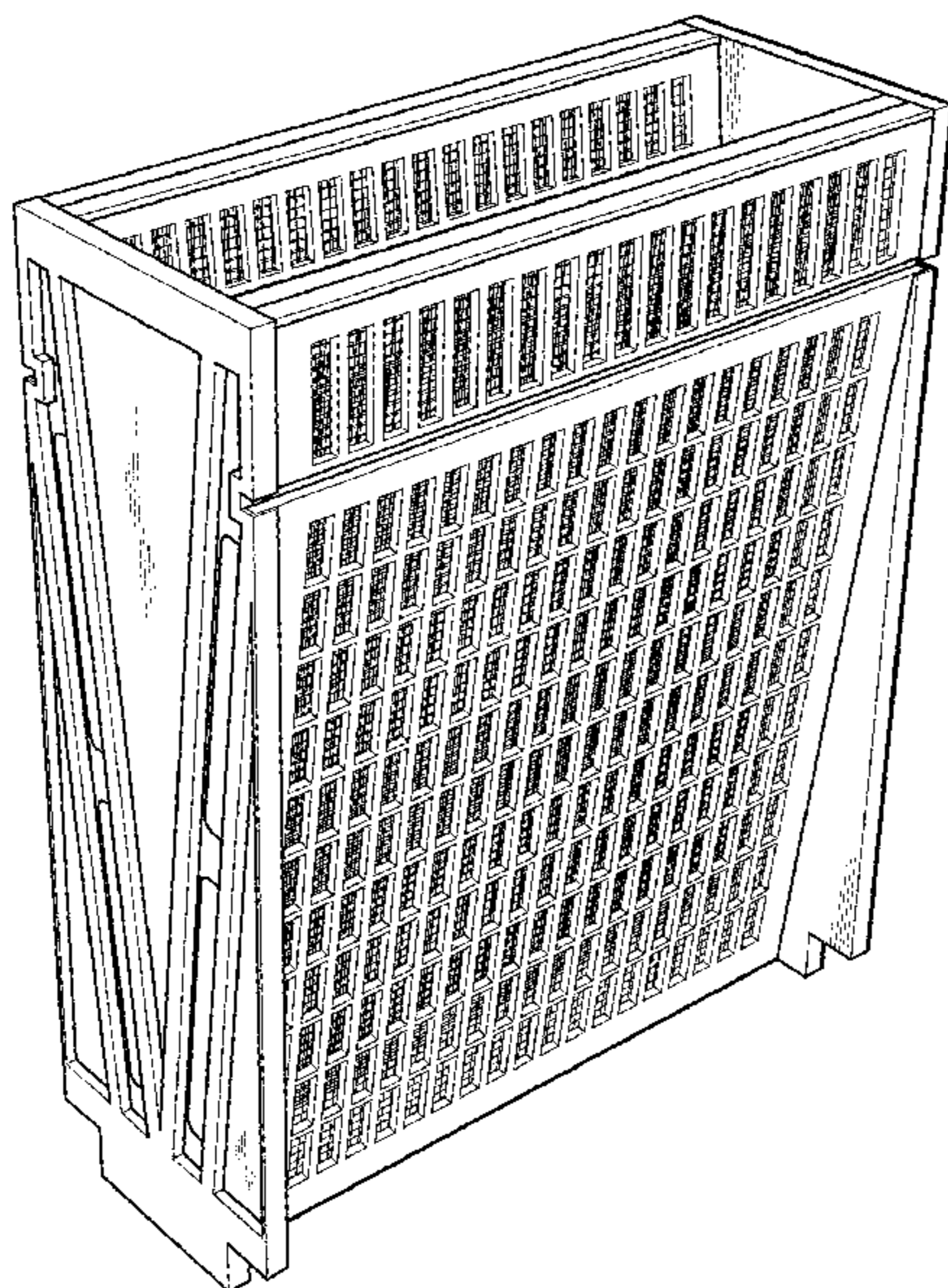
The ornamental design for an air filter, as shown and described.

DESCRIPTION

FIG. 1 is a first perspective view of the air filter embodying our new design;
FIG. 2 is a second perspective view the air filter of FIG. 1;
FIG. 3 is a top view the air filter of FIG. 1;
FIG. 4 is a bottom view the air filter of FIG. 1;
FIG. 5 is a first side view the air filter of FIG. 1;
FIG. 6 is a second side view the air filter of FIG. 1; and,
FIG. 7 is a third side view the air filter of FIG. 1.
Although not shown, a fourth side view of the air filter of FIG. 1 is identical to the third side view shown in FIG. 7 and corresponds to an opposite side of the air filter shown in FIG. 7.

In the drawings, the broken lines show portions of the air filter that form no part of the claim.

1 Claim, 5 Drawing Sheets






Fig. 1




Fig. 2

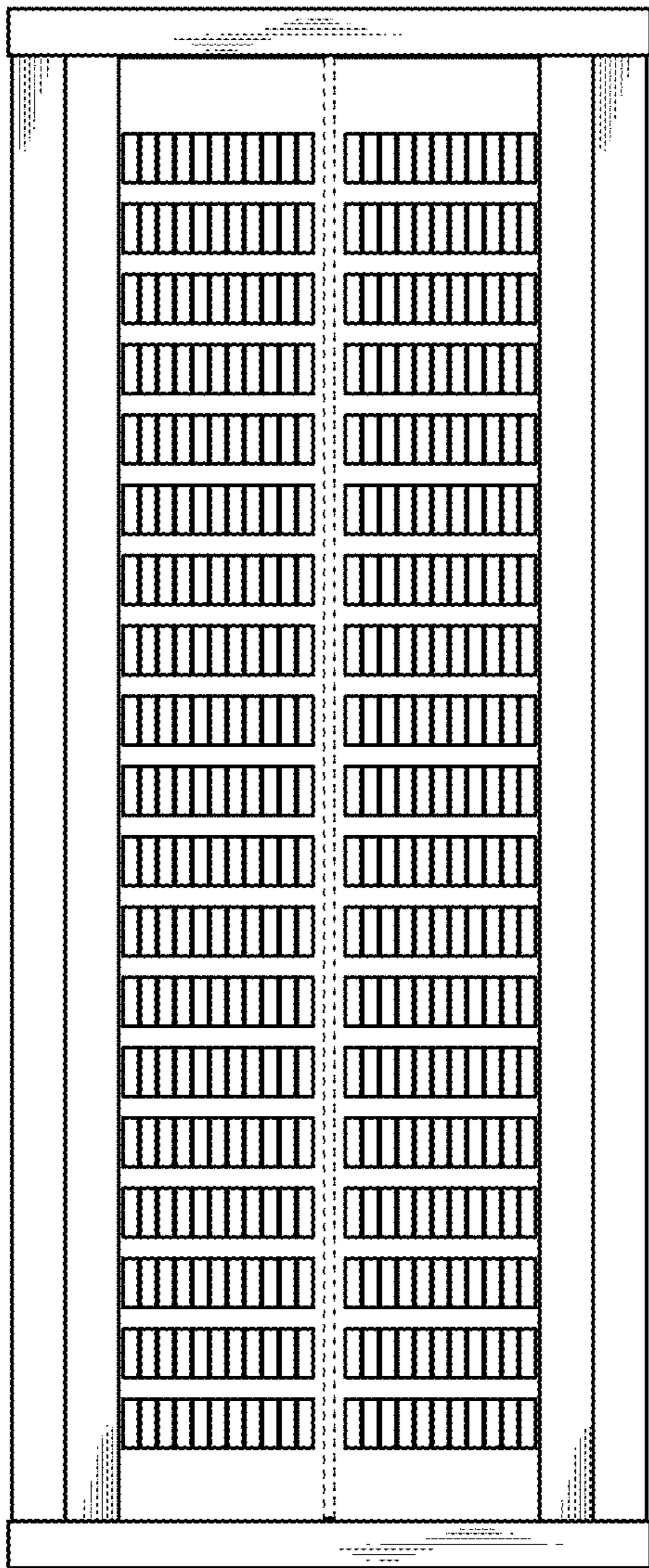


Fig. 3

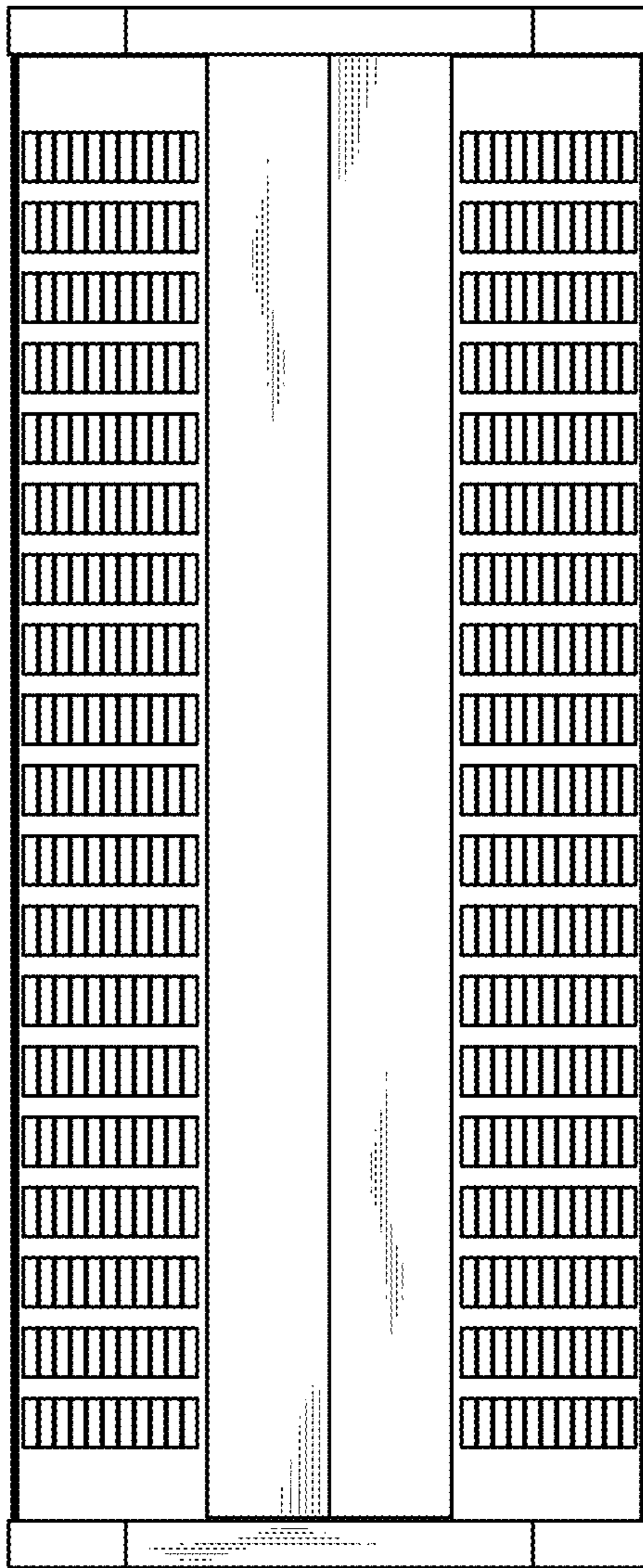


Fig. 4

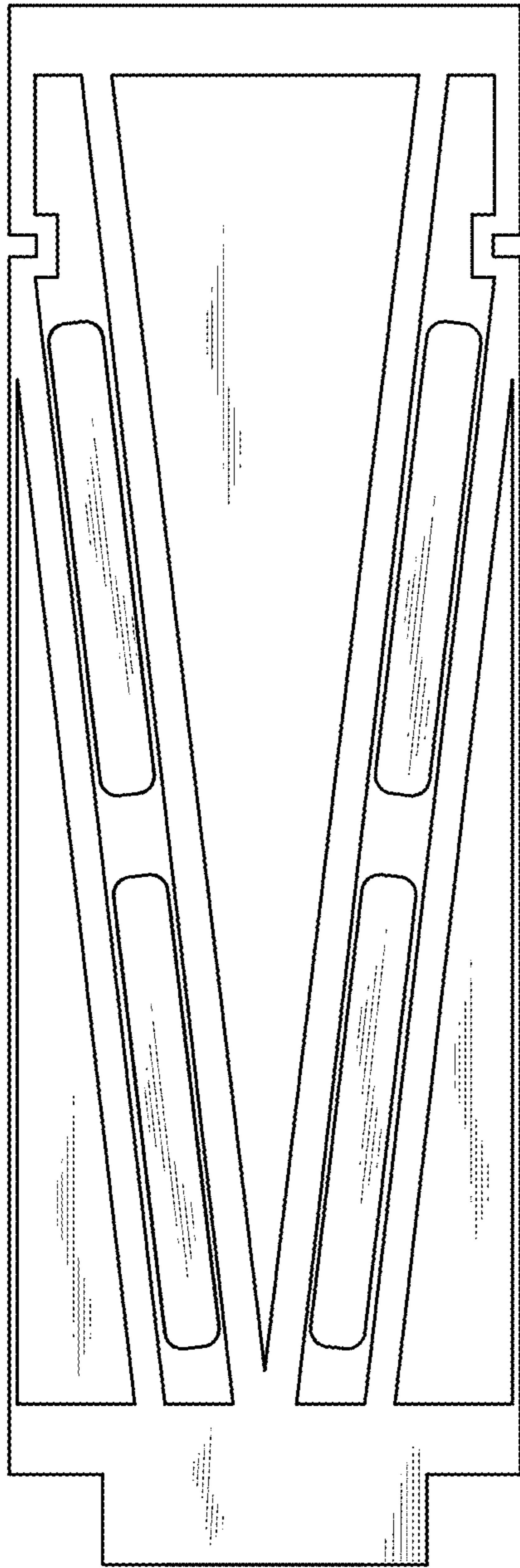


Fig. 5

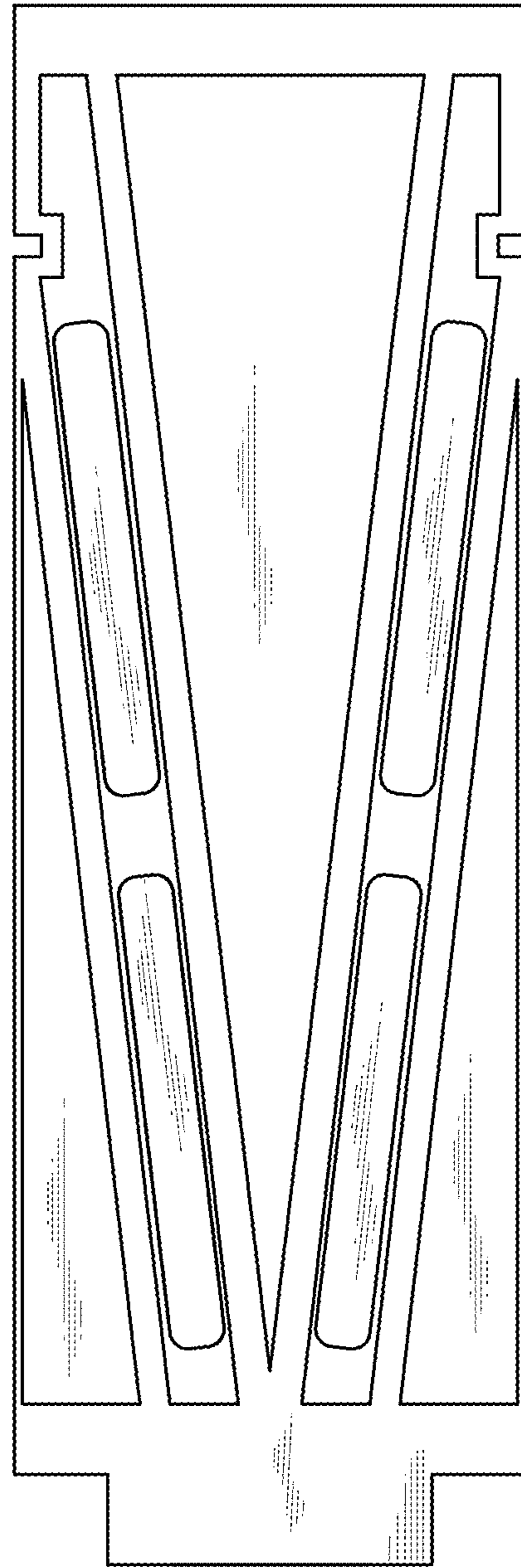


Fig. 6




Fig. 7