

US00D524107S

(12) **United States Design Patent** (10) **Patent No.:** **US D524,107 S**
El-Saden et al. (45) **Date of Patent:** **** Jul. 4, 2006**

(54) **OUTER SURFACE OF A DRINKING CONTAINER**

(75) Inventors: **Sami El-Saden**, Chicago, IL (US);
Sona Patadia, Hanover Park, IL (US)

(73) Assignee: **Ignite USA, LLC**, Chicago, IL (US)

(**) Term: **14 Years**

(21) Appl. No.: **29/235,343**

(22) Filed: **Jul. 29, 2005**

(51) **LOC (8) Cl.** **07-01**

(52) **U.S. Cl.** **D7/523; D7/536**

(58) **Field of Classification Search** D7/529,
D7/510, 511, 523, 507, 509, 503, 513, 555,
D7/557, 532; D11/144; 215/12.1; 220/719,
220/675, 707, 705, 737, 703, 704, 592.16,
220/592.17, 630, 710.5, 739; 206/519, 520,
206/217; 229/409, 400, 103.1

See application file for complete search history.

(56) **References Cited**

U.S. PATENT DOCUMENTS

D202,643 S * 10/1965 Hoyt D7/536
D222,628 S * 11/1971 Beckman D7/533
D226,962 S * 5/1973 Krock D7/536
D243,911 S * 4/1977 Thorud D7/536
4,357,809 A * 11/1982 Held et al. 62/457.4
5,067,329 A * 11/1991 Tomlinson 62/457.4
D406,985 S * 3/1999 Trombly D7/536
6,076,699 A * 6/2000 Seager et al. 220/710.5
6,164,191 A 12/2000 Liu et al.
6,237,801 B1 5/2001 Liu
D444,929 S * 7/2001 Cox D32/53.1
D456,212 S * 4/2002 Bridges D7/510
D488,348 S 4/2004 Liu
6,746,132 B1 6/2004 Liu
D505,592 S 5/2005 Liu

D505,831 S 6/2005 Liu
D506,641 S 6/2005 Liu
D510,681 S 10/2005 Liu
D511,072 S * 11/2005 Trombly D7/533
D512,269 S * 12/2005 Trombly D7/510
2004/0017678 A1 1/2004 Liu
2005/0098565 A1 5/2005 Liu
2005/0103794 A1 5/2005 Liu

* cited by examiner

Primary Examiner—M. N. Pandozzi

(74) *Attorney, Agent, or Firm*—Wallenstein Wagner & Rockey, Ltd.

(57) **CLAIM**

We claim the ornamental design for an outer surface of a drinking container, as shown and described.

DESCRIPTION

FIG. 1 is a perspective view of the claimed outer surface of a drinking container;

FIG. 2 is a front view of the outer surface of the drinking container of FIG. 1;

FIG. 3 is a top view of the outer surface of the drinking container of FIG. 1;

FIG. 4 is a bottom view of the outer surface of the drinking container of FIG. 1;

FIG. 5 is a perspective view of an outer surface of a drink container showing a second embodiment of our new design.

FIG. 6 is a front view of the outer surface of the drinking container of FIG. 5;

FIG. 7 is a top view of the outer surface of the drinking container of FIG. 5; and,

FIG. 8 is a bottom view of the outer surface of the drinking container of FIG. 5.

The broken lines in the drawings are for illustrative purposes only and form no part of the claimed design.

1 Claim, 4 Drawing Sheets




FIG. 1

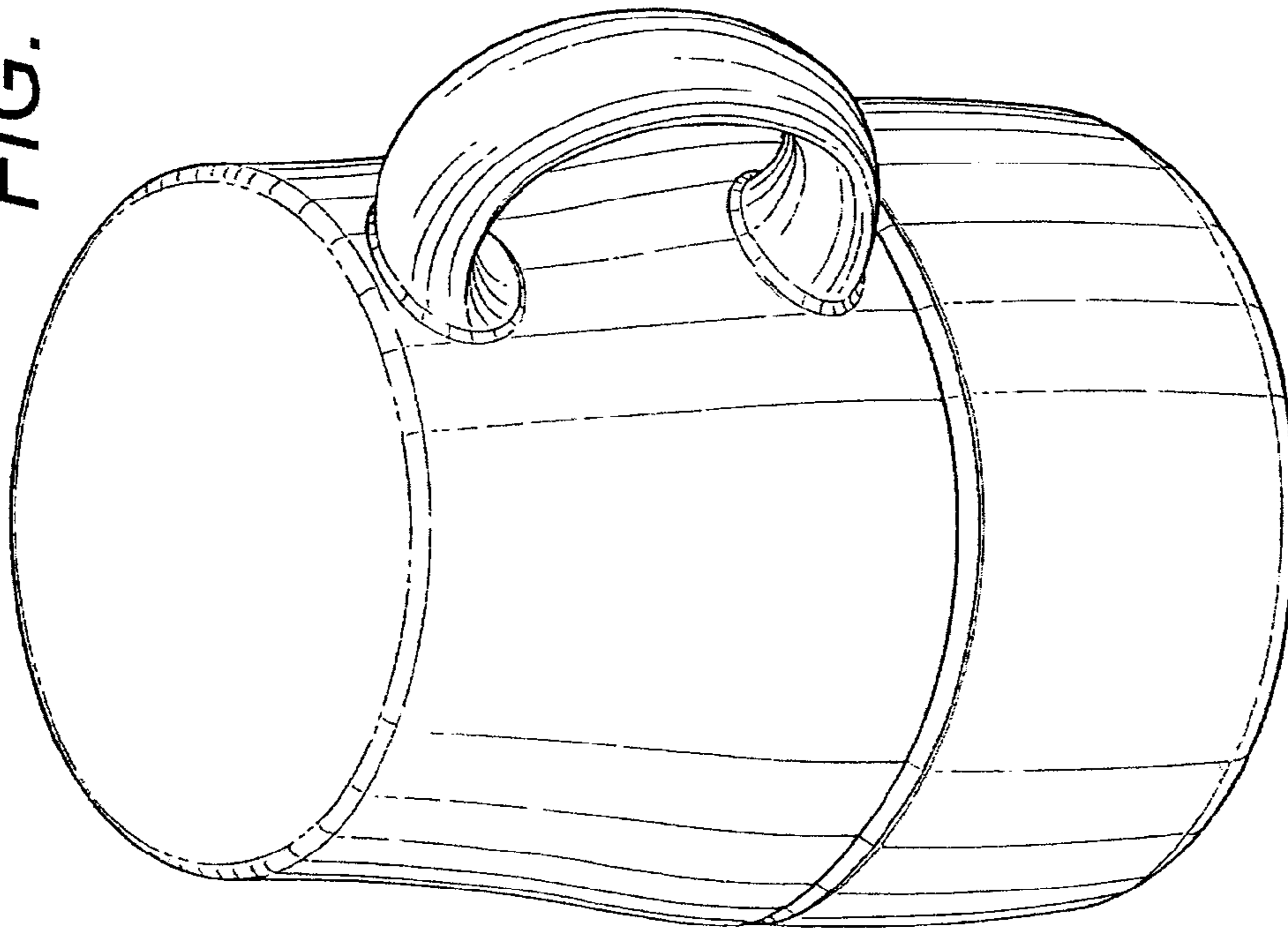



FIG. 2



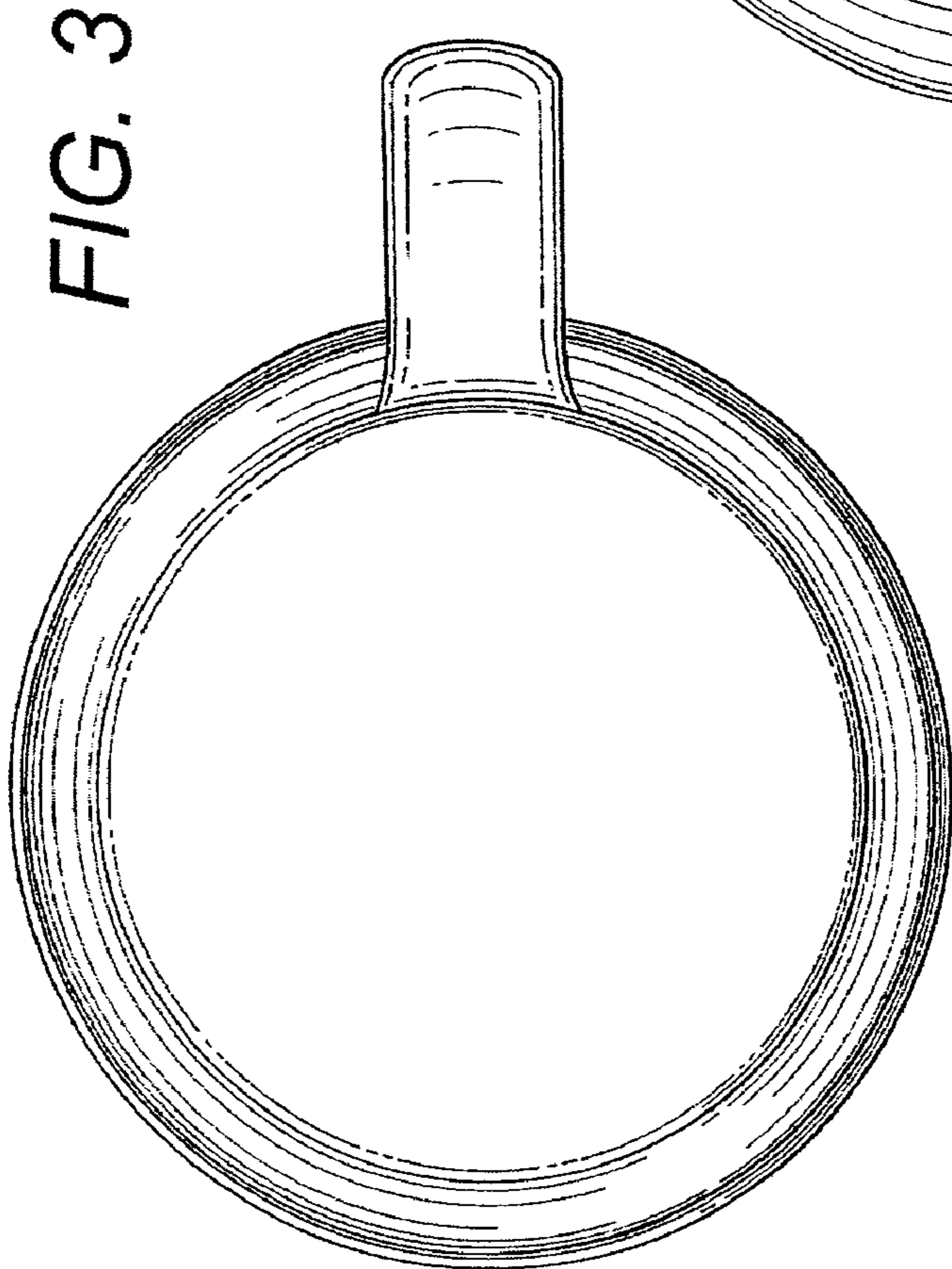


FIG. 3

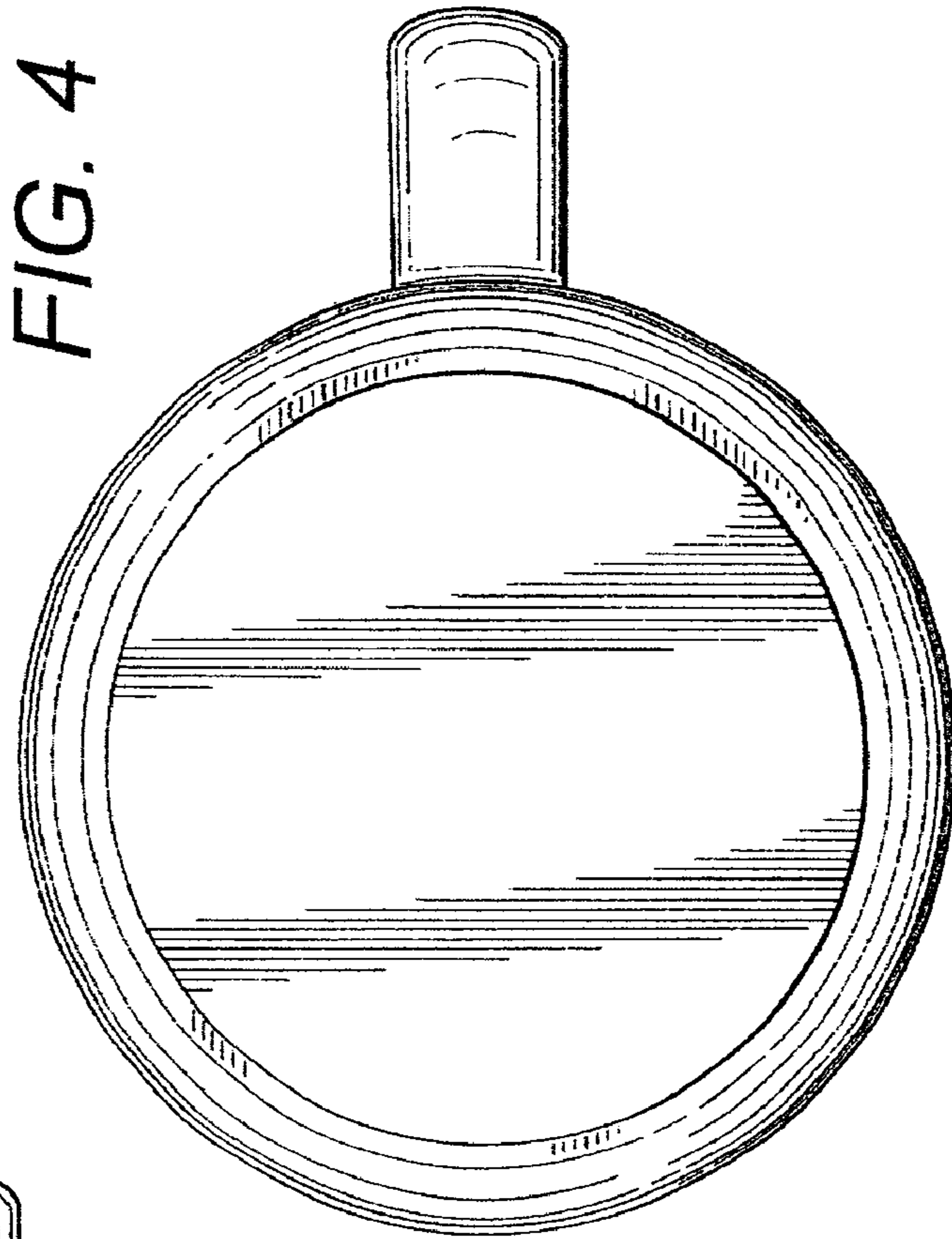


FIG. 4

FIG. 6

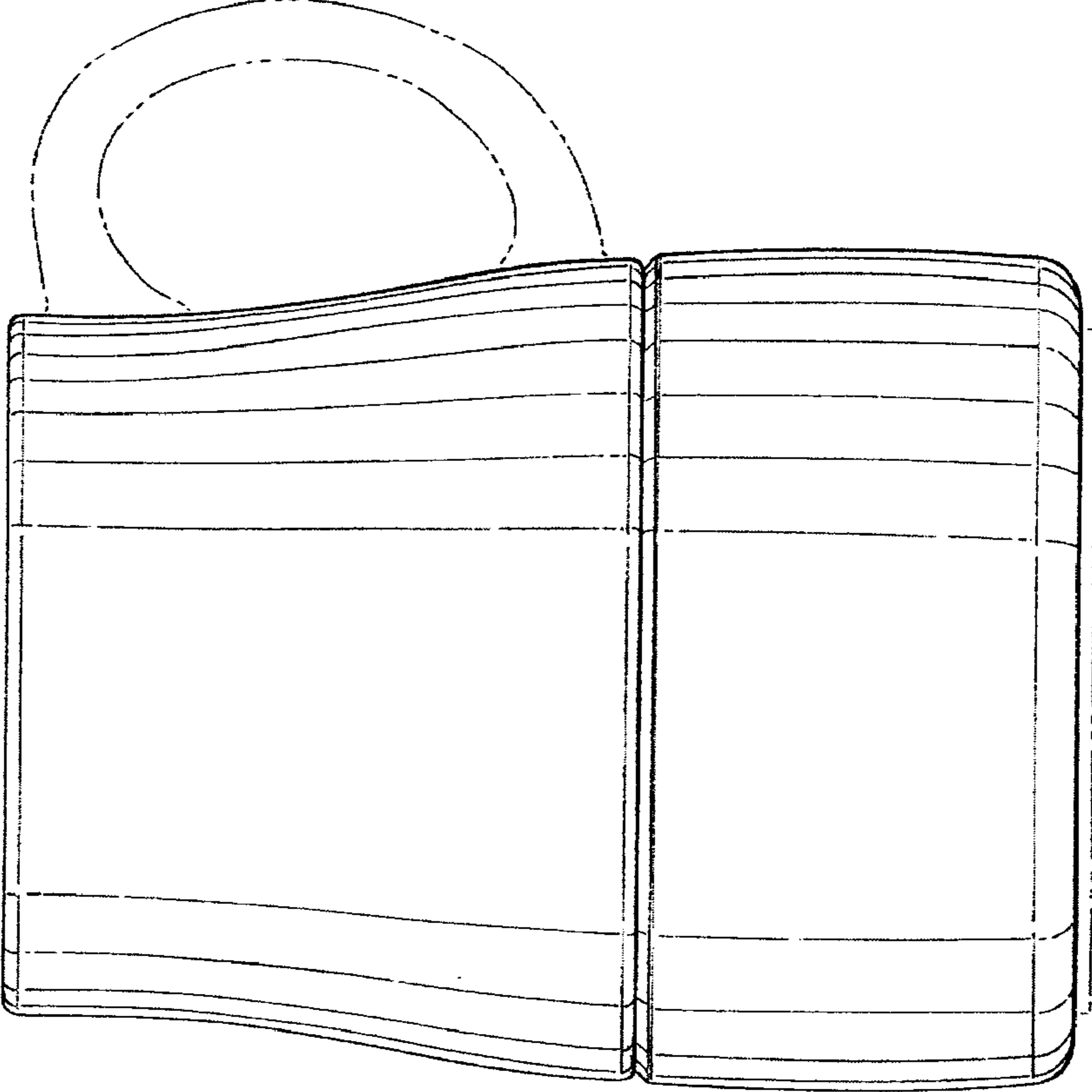


FIG. 5

