



(19) **United States**

(12) **Patent Application Publication**
Mess

(10) **Pub. No.: US 2019/0320827 A1**

(43) **Pub. Date: Oct. 24, 2019**

(54) **SENSORY STRESS RELIEF AID**

(71) Applicant: **William Mess**, Ocala, FL (US)

(72) Inventor: **William Mess**, Ocala, FL (US)

(21) Appl. No.: **16/361,327**

(22) Filed: **Mar. 22, 2019**

Related U.S. Application Data

(60) Provisional application No. 62/659,846, filed on Apr. 19, 2018.

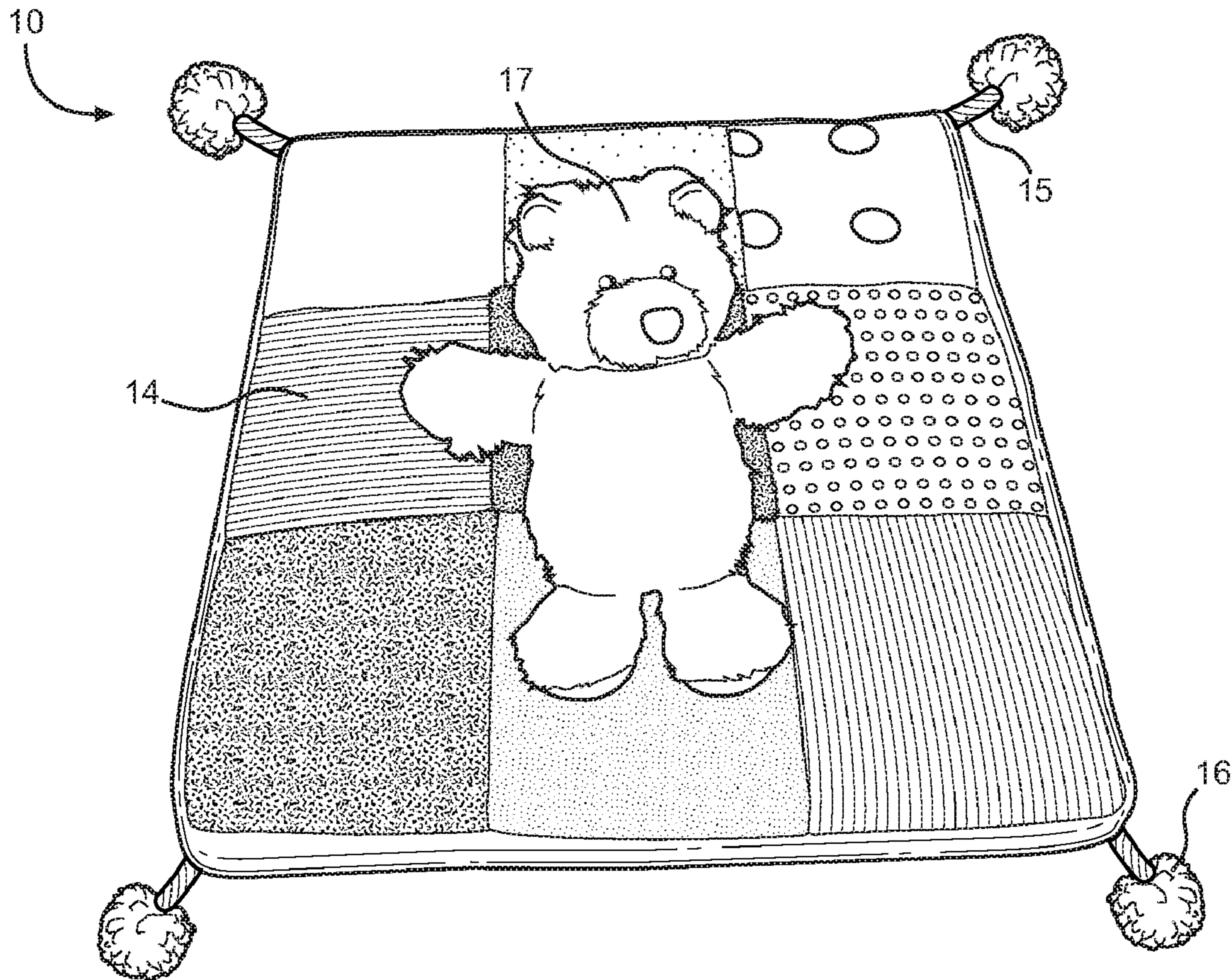
Publication Classification

(51) **Int. Cl.**
A47G 9/10 (2006.01)

(52) **U.S. Cl.**
CPC *A47G 9/1045* (2013.01); *A47G 9/1027* (2013.01)

(57) **ABSTRACT**

A sensory stress relief aid designed to produce stress relief in a user. The sensory stress relief aid includes a pillow having a length and a width that define an outer layer. The outer layer of the pillow has a plurality of different surfaces disposed thereon, wherein each surface corresponds to a different tactile feel, such as velvet or fur. Additionally, the outer layer encloses a plurality of inner layers disposed within the pillow, wherein each inner layer comprises a different degree of firmness. A motor attached to an inflatable bladder disposed within the plurality of inner layers is configured to alternately inflate and deflate to simulate breathing. At least one speaking is included and adapted to emit soothing sounds such as nature noises and guided meditation instructions. A remote control in wireless communication with the motor and speakers allows a user to selectively operate each.



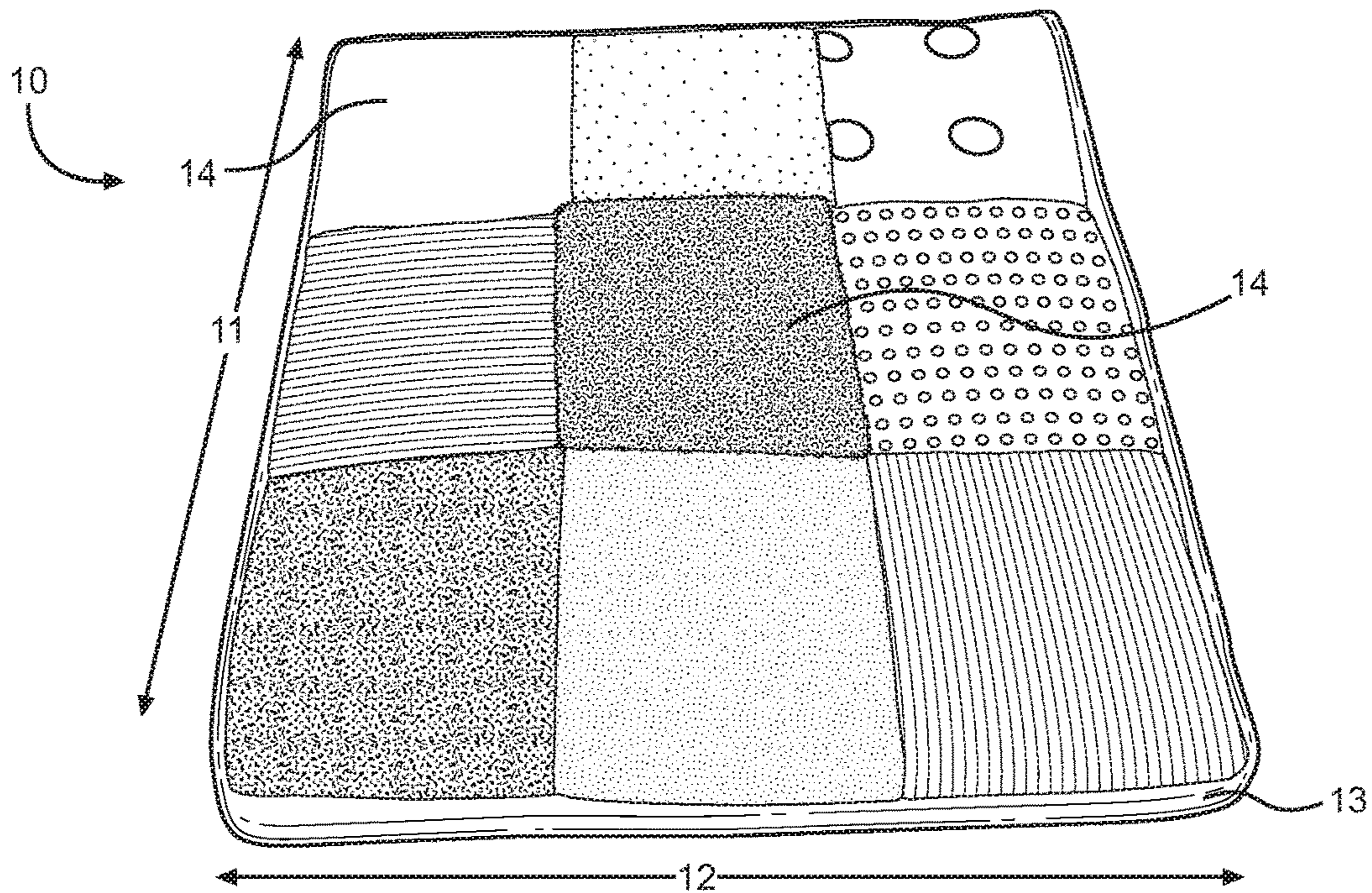


FIG. 1A

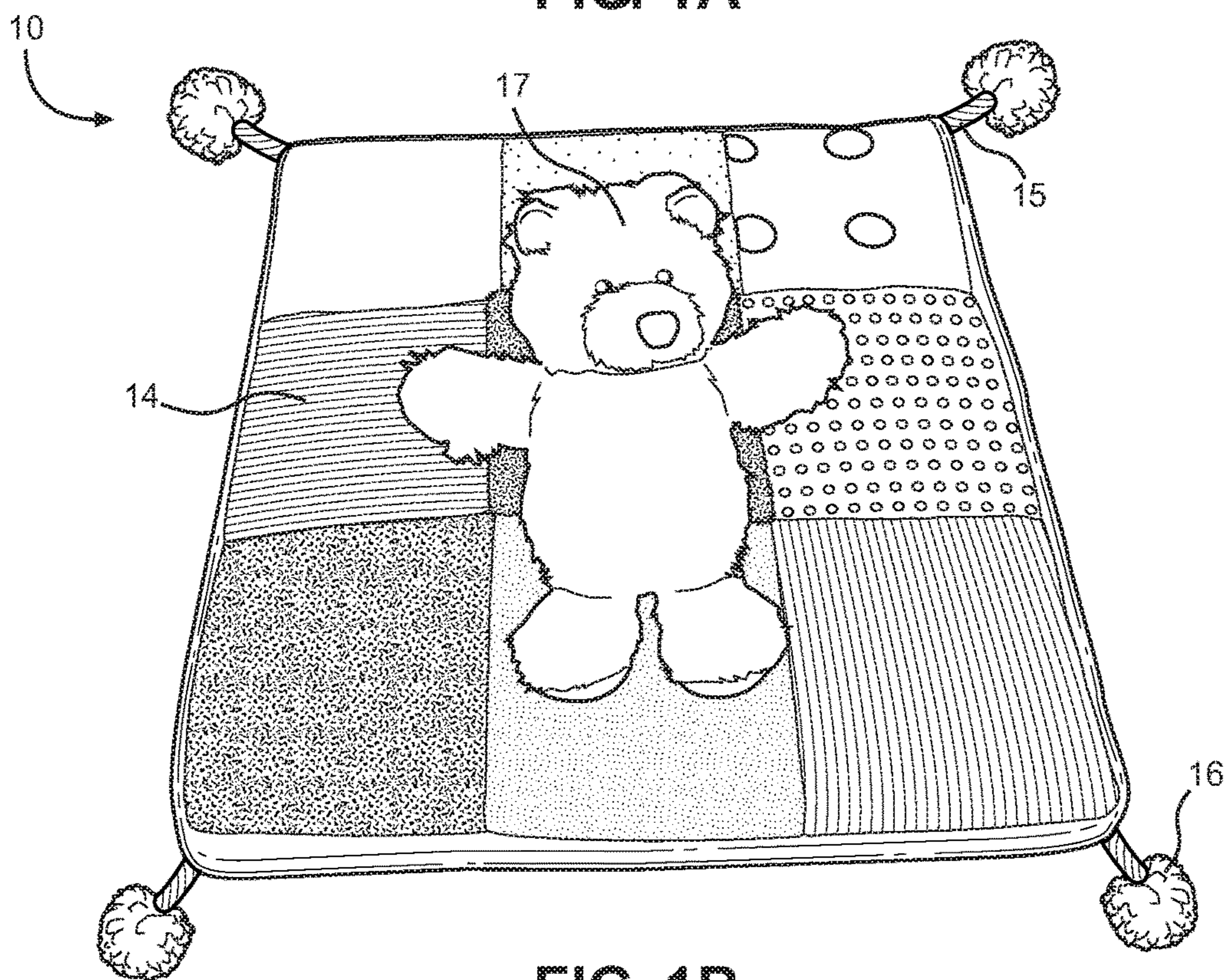


FIG. 1B

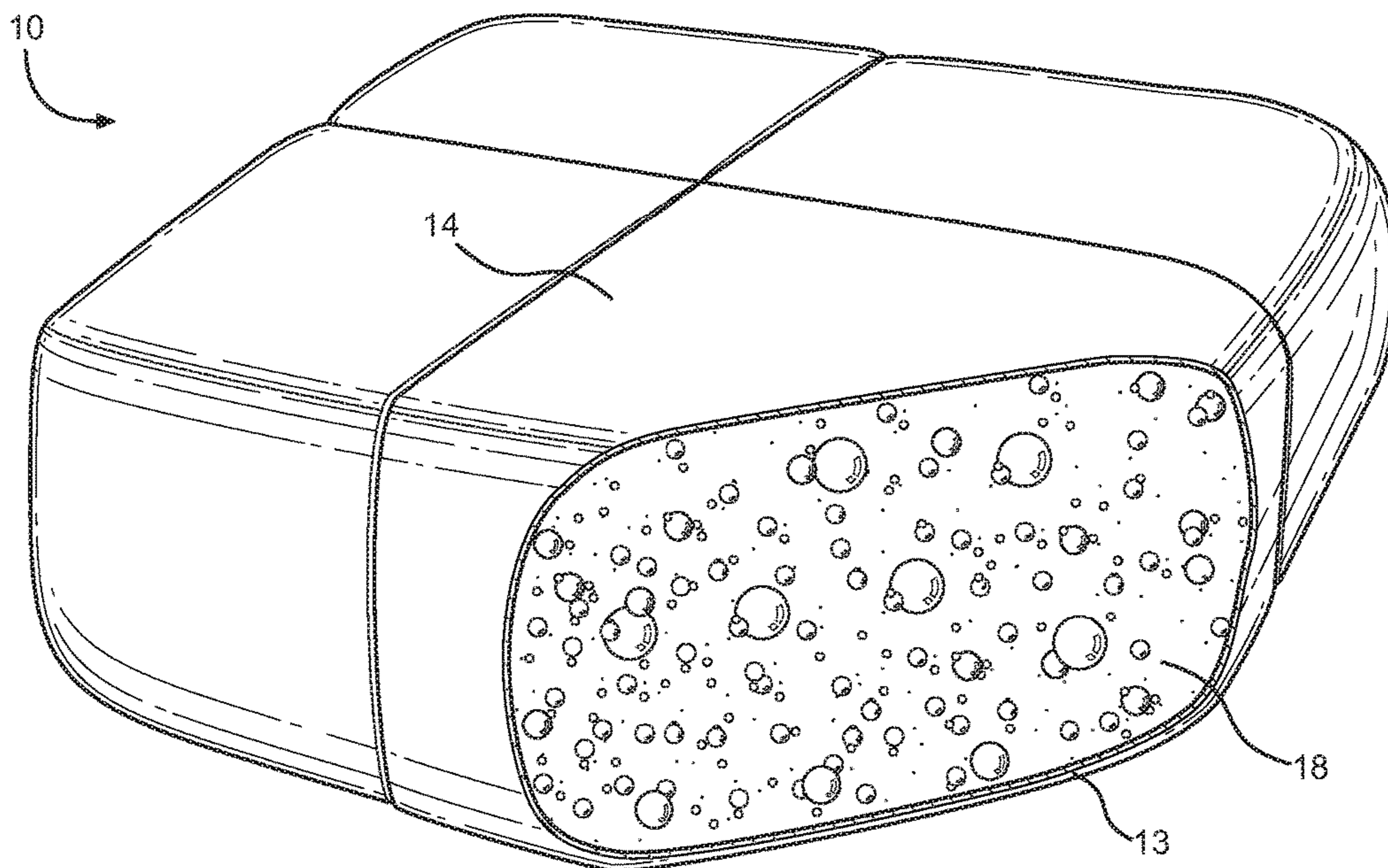


FIG. 2A

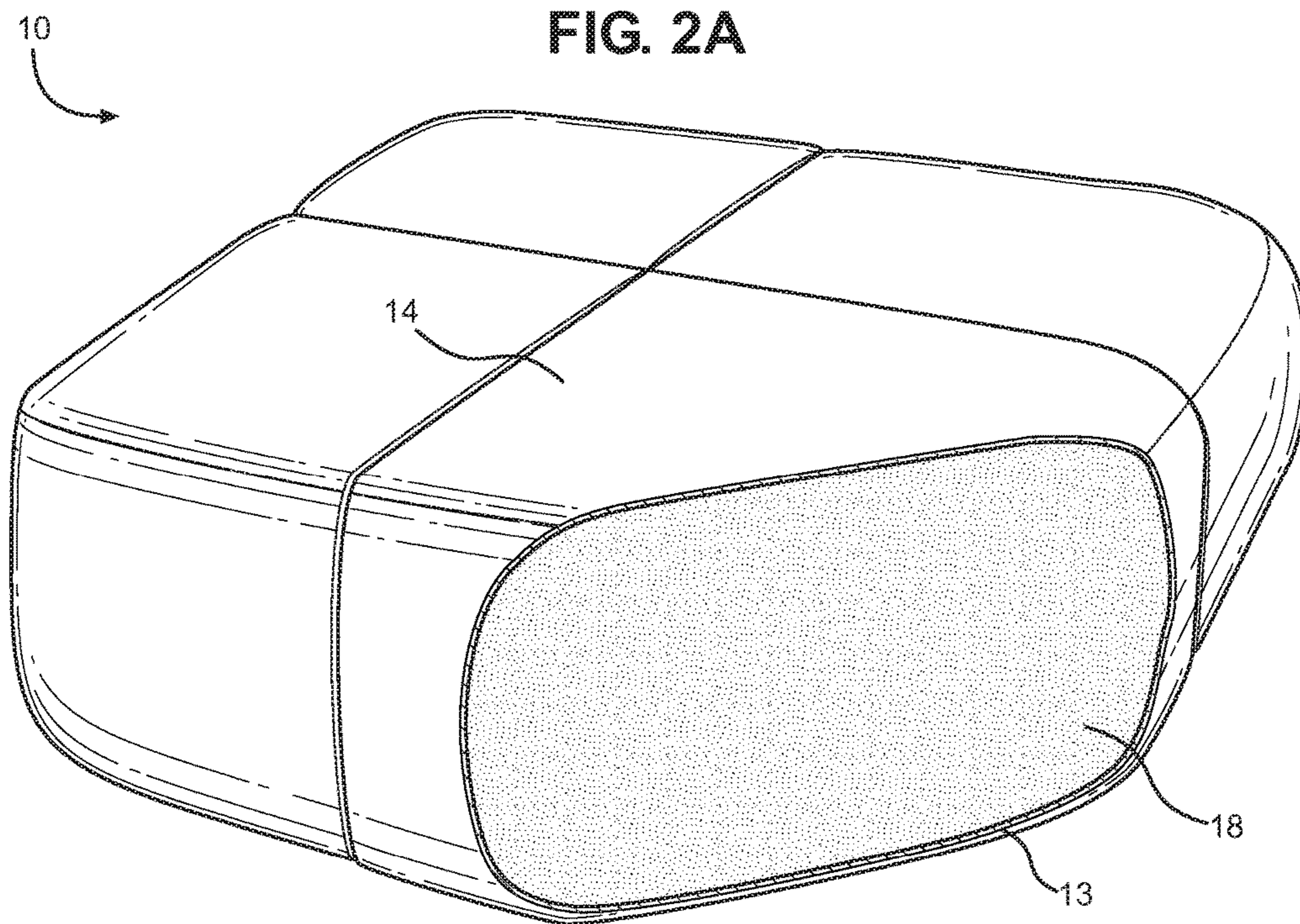


FIG. 2B

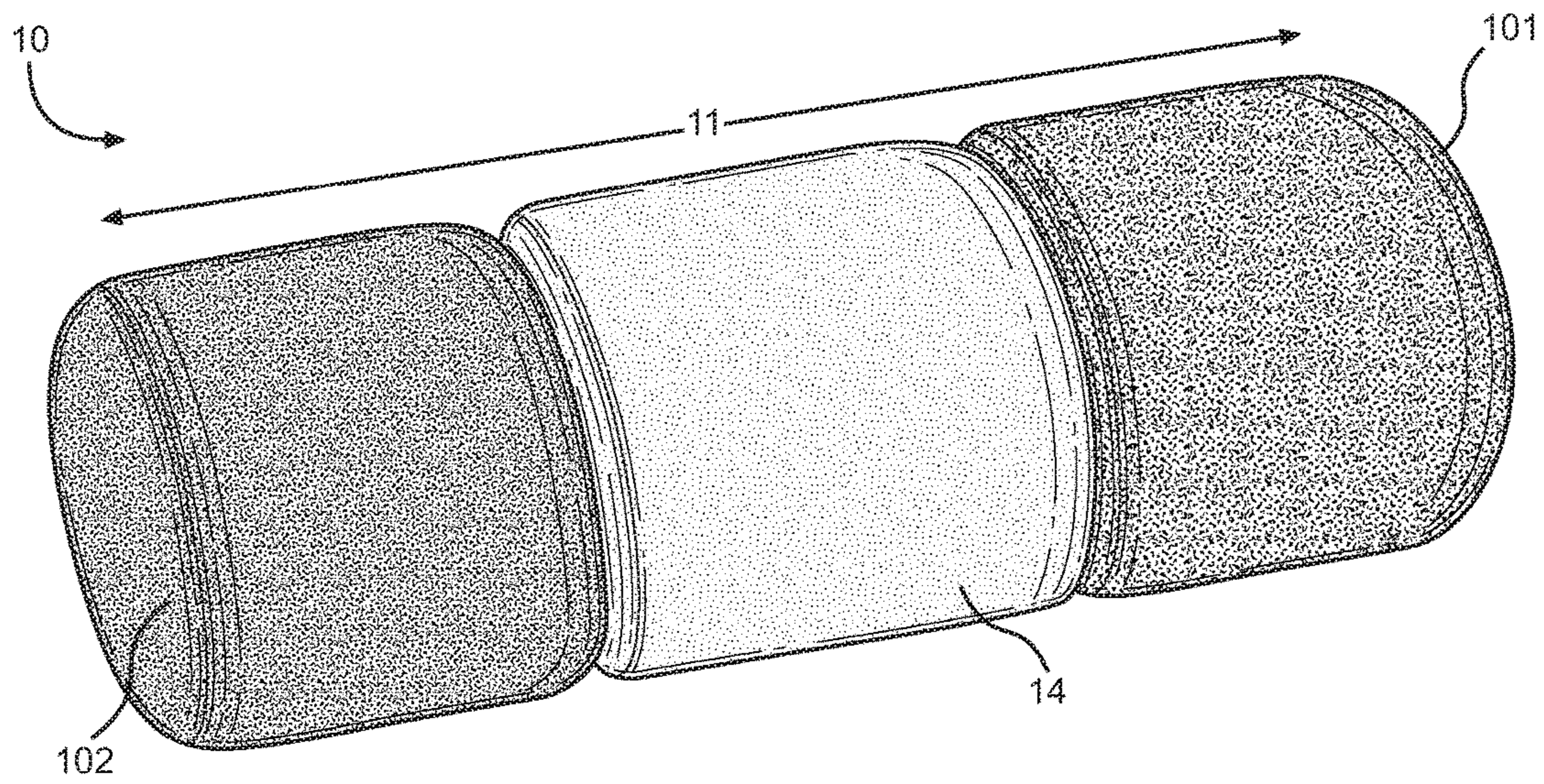


FIG. 3A

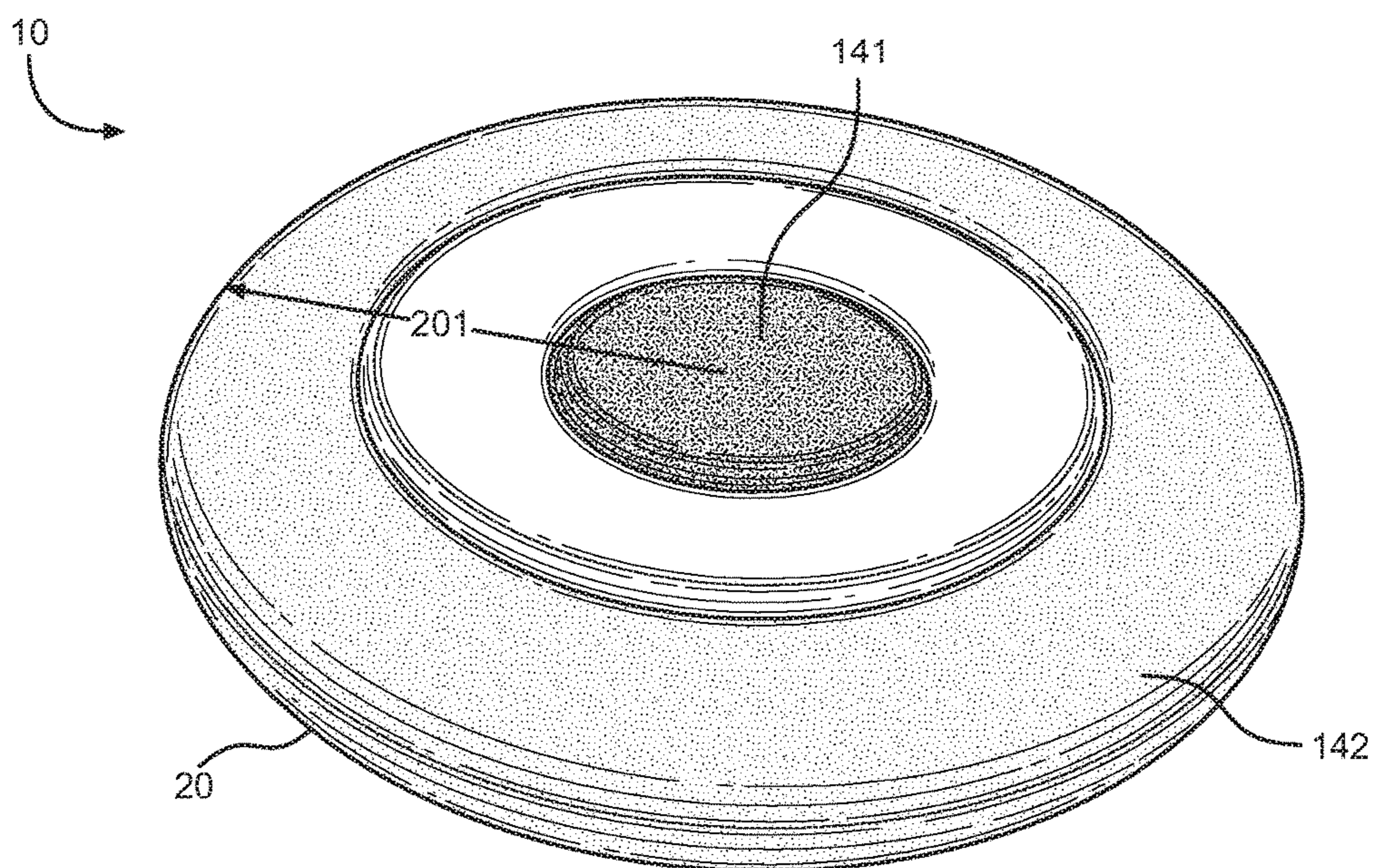


FIG. 3B

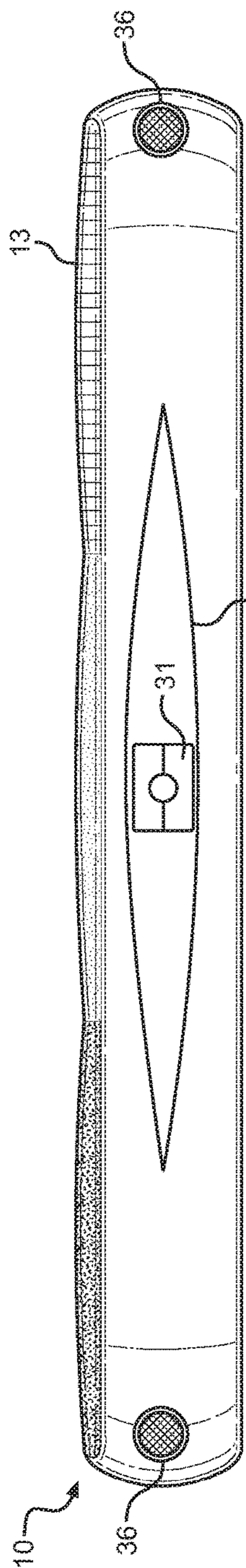


FIG. 4A

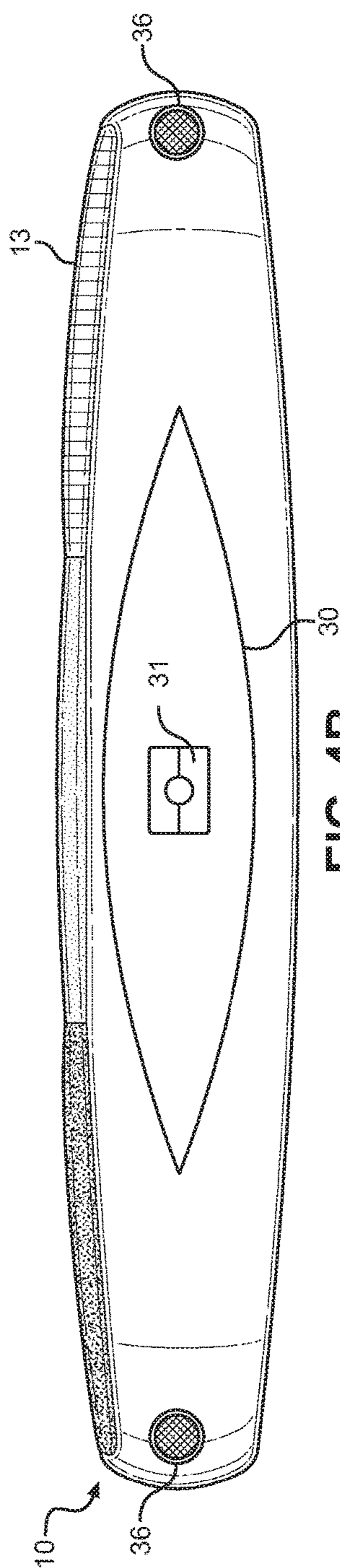


FIG. 4B

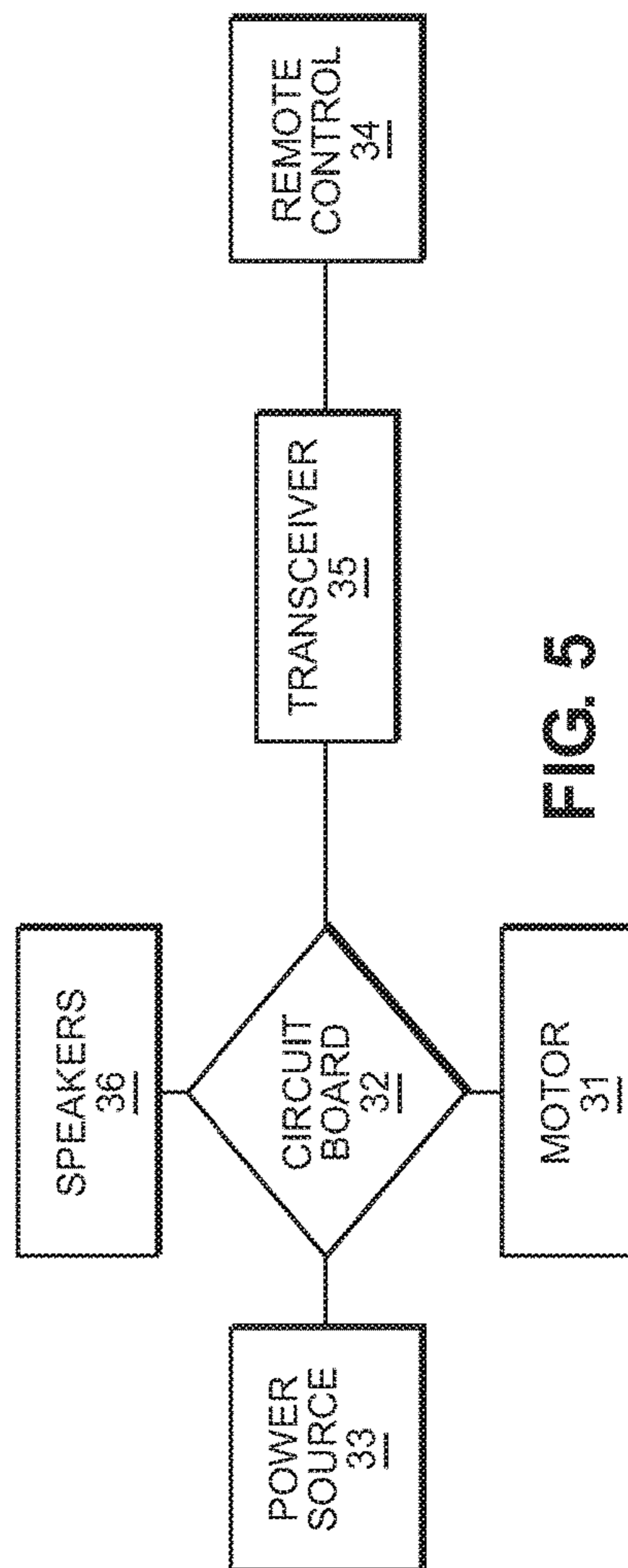


FIG. 5

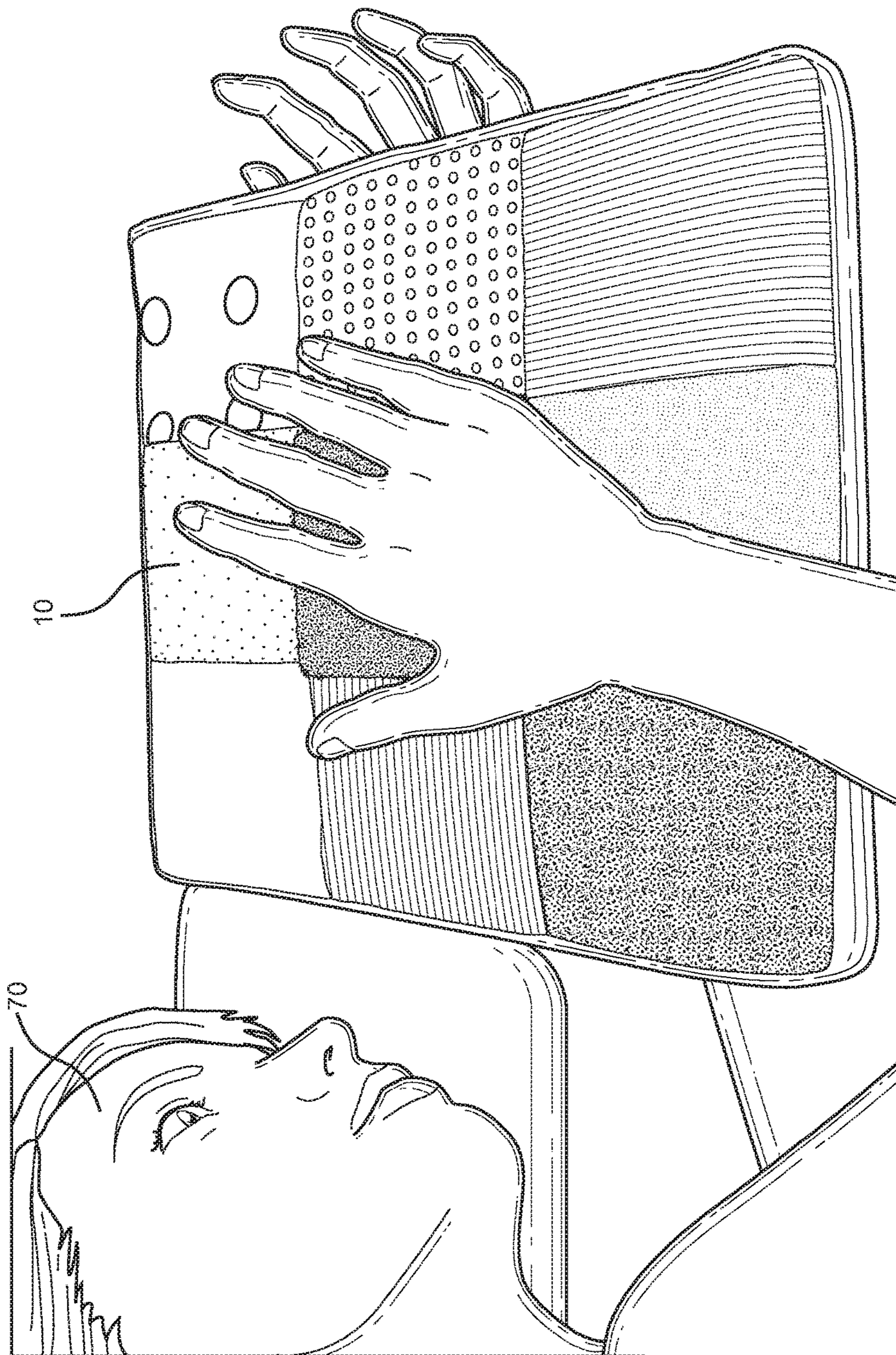


FIG. 6

SENSORY STRESS RELIEF AID

CROSS REFERENCE TO RELATED APPLICATIONS

[0001] This application claims the benefit of U.S. Provisional Application No. 62/659,846 filed on Apr. 19, 2018. The above identified patent application is herein incorporated by reference in its entirety to provide continuity of disclosure.

BACKGROUND OF THE INVENTION

[0002] The present invention relates to stress relief aids. More specifically, the invention provides a sensory stress relief aid comprising a pillow having an outer layer with a plurality of different surfaces disposed thereon, wherein the outer layer is additionally configured to enclose a plurality of inner layers.

[0003] Many people suffer from a variety of intrusive or distracting thoughts throughout the day, causing them undue stress and preventing them from easily falling asleep at night. Although medication can help individuals cope with anxiety, not all medication is effective for all individuals. Similarly, meditation can aid users looking to relax, however meditation can be difficult to perform successfully. Thus, an improved sensory stress relief aid that can safely aid a user in relieving their stress by distracting their brain from intrusive thoughts is desired.

SUMMARY OF THE INVENTION

[0004] In view of the foregoing disadvantages inherent in the known types of sensory stress relief aids now present in the known art, the present invention provides a sensory stress relief aid wherein the same can be utilized for providing convenience for the user when desiring to use a pillow to aid them in meditation or relaxation.

[0005] The present system comprises a sensory stress relief aid. The sensory stress relief aid comprises a pillow having a length and a width that define an outer layer. The outer layer of the pillow has a plurality of different surfaces disposed thereon, wherein each surface corresponds to a different tactile sensation. Additionally, the outer layer encloses a plurality of inner layers disposed within the pillow, wherein each inner layer comprises a different degree of firmness thereby additionally producing a different tactile sensation when compressed. In this way, a user is able to use the sensory stress relief aid to distract their mind from intrusive thoughts and thereby relax. A motor attached to an inflatable bladder disposed within the pillow is configured to alternatively inflate and deflate while at least one speaker within the pillow is adapted to emit soothing sounds. A remote control in wireless communication with both the motor and speakers allows a user to selectively operate both features.

BRIEF DESCRIPTION OF THE DRAWINGS

[0006] Although the characteristic features of this invention will be particularly pointed out in the claims, the invention itself and manner in which it may be made and used may be better understood after a review of the following description, taken in connection with the accompanying drawings wherein like numeral annotations are provided throughout.

[0007] FIG. 1A shows a perspective view of an embodiment of the sensory stress relief aid.

[0008] FIG. 1B shows a perspective view of an embodiment of the sensory stress relief aid having an indicium thereon.

[0009] FIG. 2A shows a cross-sectional view of an embodiment of the sensory stress relief aid.

[0010] FIG. 2B shows another cross-sectional view of an embodiment of the sensory stress relief aid.

[0011] FIG. 3A shows a perspective view of an embodiment of the sensory stress relief aid as a cylindrical pillow.

[0012] FIG. 3B shows a perspective view of an embodiment of the sensory stress relief aid as a disk pillow.

[0013] FIG. 4A shows a half section view of an embodiment of the sensory stress relief aid in a deflated position.

[0014] FIG. 4B shows a half section view of an embodiment of the sensory stress relief aid in an inflated position.

[0015] FIG. 5 shows a schematic diagram of the electronic components of an embodiment of the sensory stress relief aid in use.

[0016] FIG. 6 shows a perspective view of an embodiment of the sensory stress relief aid in use.

DETAILED DESCRIPTION OF THE INVENTION

[0017] Reference is made herein to the attached drawings. Like reference numerals are used throughout the drawings to depict like or similar elements of the sensory stress relief aid. The figures are intended for representative purposes only and should not be considered to be limiting in any respect.

[0018] Referring now to FIG. 1A, there is shown a perspective view of an embodiment of the sensory stress relief aid. A sensory stress relief aid comprises a pillow **10** having an outer layer **13** that encloses a plurality of inner layers. The pillow **10** has a length **11** and a width **12**, wherein the width **12** is measured as a distance along the pillow **10** perpendicular to the length **11**.

[0019] The outer layer **13** comprises at least one surface **14** disposed thereon. In the illustrated embodiment, the surfaces **14** are disposed such that they fully encompass the entire surface area of the outer layer **13**, thereby ensuring the user can always find at least one surface **14**. In the shown embodiment, the length **11** and width **12** are equivalent to one another, such that the pillow **10** is dimensioned as a square. In the illustrated embodiment, each of the plurality of surfaces **14** comprise the same surface area. Thus, the pillow **10** can be rotated to allow the user impartial access to each surface **14** disposed on the outer layer **13**.

[0020] In the illustrated embodiment, the outer layer **13** comprises a total of nine unique surfaces **14** disposed thereon, such that the surfaces **14** are oriented in a grid like manner of three by three. In the illustrated embodiment, the surfaces **14** are repeated on an opposing side. In one embodiment where the user requests a number of surfaces **14** less than nine, the surfaces **14** are similarly disposed in a grid like orientation. However, in another embodiment the surfaces **14** are disposed to mirror their orientation across an axis disposed along the length **11** or across an axis disposed along the width **12**. In other embodiments the length **11** is not equivalent to the width **12**, such that the pillow **10** is dimensioned as a rectangle. In this way, the user is given greater access to a preferred surface **14** that is disposed along a width **12** or a length **11** of the pillow **10**.

[0021] In the illustrated embodiment, each of the surfaces **14** comprises a different material, such as velvet or wool, such that each surface **14** gives the user a unique tactile experience. This allows the user to experience a variety of different surfaces **14** depending on their preference. However, in another embodiment, one or more surfaces **14** repeats, such that the user can experience their preferred surface **14** regardless of how the pillow **10** is oriented.

[0022] Referring now to FIG. 1B, there is shown a perspective view of an embodiment of the sensory stress relief aid having an indicium thereon. In the illustrated embodiment, the sensory stress relief aid further comprises an indicium **17** disposed on the outer surface of the pillow **10**. In the shown embodiment, the indicium **17** is composed of a material different from the plurality of surfaces **14** disposed across the outer surface of the pillow **10**, such that the user can quickly identify the indicium with an associated surface **14**, such as a teddy bear with soft fur. In the shown embodiment, the indicium **17** is configured to resemble a friendly figure, such that the user feels calmed by looking at the indicium **17** and feeling the surface **14** associated with the indicium **17**.

[0023] In the shown embodiment, the sensory stress relief aid further comprises a tassel **15** protruding from each corner of the pillow **10** with a pom-pom **16** attached at a distal end thereof. The pom-poms **16** allow the user to grip and squeeze a small, spherical object within their hands, thereby allowing them additional stress relief. In the shown embodiment, the pom-poms **16** are all composed of the same material, such as yarn, wherein the material is different from the surfaces **14** disposed on the outer surface of the pillow **10**. In the illustrated embodiment, the pom-poms **16** are affixed to the pillow **10** through the corresponding tassels **15**. In this way, should the user provide excessive force to the pom-poms **16**, the tassels **15** are configured to break and remove the pom-pom **16** from the pillow **10**, thereby preventing damage to the surfaces **14** and pillow **10**.

[0024] Referring now to FIGS. 2A and 2B, there are shown cross-sectional views of an embodiment of the sensory stress relief aid. The outer layer **13** of the pillow **10** encloses at least one inner layer **18** therein. In the illustrated embodiment, each inner layer **18** corresponds to a surface **14**, such that there are an equivalent number of inner layers **18** which correspond to the number of surfaces **14**, wherein each inner layer **18** is defined by a perimeter contiguous with a perimeter of the corresponding surface **14**.

[0025] In the embodiment illustrated in FIG. 2A, the inner layer **18** comprises a gel layer that comprises a first level of firmness. In the embodiment illustrated in FIG. 2B, the inner layer **18** comprises a foam layer that comprises a second level of firmness, wherein the second level of firmness is greater than the first level of firmness. In this way, a plurality of differing firmness levels are disposed across the pillow **10** are a plurality of inner layers **18**. In this way, the user can squeeze or compress the sensory stress relief aid on each surface **14** depending on their desired inner layer **18**. In another embodiment, each inner layer **18** comprises a different firmness regardless of the variety of materials used, such that a plurality of densities are utilized.

[0026] Referring to FIG. 3A, there is shown a perspective view of an embodiment of the sensory stress relief aid as a cylindrical pillow. In one embodiment, the sensory stress relief aid comprises a cylindrical pillow **10**, having a first end **101** and a second end **102**, wherein the length **11** of the

cylindrical pillow **10** corresponds to the distance between the first end **101** and the second end **102**. In the shown embodiment, each surface **14** encompasses a portion of the cylindrical pillow **10** along a perimeter contiguous with a diameter of the cylindrical pillow **10**. Thereby, the user can roll the cylindrical pillow **10** and continue to be provided with the consistent surface **14**. The cylindrical pillow **10** allows an individual to use the sensory stress relief aid as a lumbar support or as a body pillow to provide a greater level of physical comfort when stressed. As such, the size of the cylindrical pillow **10** varies depending on the intended use and size of user and is dimensioned appropriately for a child or an adult.

[0027] Referring to FIG. 3B, there is shown a perspective view of an embodiment of the sensory stress relief aid as a disk pillow. In a further embodiment, the sensory stress relief aid comprises a disk pillow **10** having a perimeter **20** about a circumference of the disk pillow **10**. The size of the circular pillow **10** is determined by a radius **201**, wherein the radius **201** is defined as the distance between a center of the disk pillow **10** and the perimeter **20**.

[0028] In the shown embodiment, each surface is disposed annularly about the center of the disk pillow **10**, such that the disk pillow **10** has a radial symmetry. An inner surface **141** is disposed at the center of the disk pillow **10**, wherein an outer surface **142** is disposed along the perimeter **20**, such that the different surfaces expand outward from the center. In this way, an individual can grasp the edge of the disk pillow **10** to experience the outer surface **142** or can lay their head atop the disk pillow **10**, such that their face is flush against the inner surface **141**, depending on the user's preference.

[0029] Referring now to FIGS. 4A and 4B, there is shown a half section view of an embodiment of the sensory stress relief aid in a deflated position and a half section view of an embodiment of the sensory stress relief aid in an inflated position, respectively. An inflatable bladder **30** disposed within the plurality of inner layers **13** is attached to, and in gaseous communication with, a motor **31**. The motor is operably attached to a circuit board and power source wherein the motor is configured to alternately inflate and deflate the inflatable bladder **30** to simulate the breathing of a person and corresponding chest expansions and retractions.

[0030] At least one speaker **36** is also operably connected to the circuit board and disposed within the plurality of inner layers **13**. The speakers are adapted to emit calming sounds designed to relax and destress an individual attempting to fall asleep. Programmed recordings such as guided meditation instructions and soothing white noise such as ocean waves or rain forest sounds. These programs may be stored on the circuit board and can be preloaded with the pillow **10**.

[0031] Referring now to FIG. 5, there is shown a schematic diagram of the electronic components of an embodiment of the sensory stress relief aid. The motor **31** and speakers **36** may be selectively operated by a user through a remote control **34**. The remote control **34** is in wireless communication with the circuit board **32** via an embedded transceiver **35** within the circuit board **32** wherein signaled commands from the remote control **34** may be processed and carried out. The power source **33** provides the necessary energy to power the motor for inflating and deflating the bladder and for the sounds and programs emitted through the speakers. In the illustrative embodiment, the power source

33 comprises a self-contained battery, but may comprise any suitable source of energy in alternate embodiments.

[0032] Referring to FIG. 6, there is shown a perspective view of an embodiment of the sensory stress relief aid in use. In operation, a user **70** who is experiencing some form of mental distress, or who wishes to fall asleep faster, will take the sensory stress relief aid **10** to bed and lie down, placing the sensory stress relief aid **10** between their hands. In this way, the user **70** can push or touch the surface on the sensory stress relief aid **10** that helps them relieve stress. In this way, a user **70** is distracted from intrusive thoughts through sensory stimulation thereby allowing them to relax.

[0033] It is therefore submitted that the instant invention has been shown and described in various embodiments. It is recognized, however, that departures may be made within the scope of the invention and that obvious modifications will occur to a person skilled in the art. With respect to the above description then, it is to be realized that the optimum dimensional relationships for the parts of the invention, to include variations in size, materials, shape, form, function and manner of operation, assembly and use, are deemed readily apparent and obvious to one skilled in the art, and all equivalent relationships to those illustrated in the drawings and described in the specification are intended to be encompassed by the present invention.

[0034] Therefore, the foregoing is considered as illustrative only of the principles of the invention. Further, since numerous modifications and changes will readily occur to those skilled in the art, it is not desired to limit the invention to the exact construction and operation shown and described, and accordingly, all suitable modifications and equivalents may be resorted to, falling within the scope of the invention.

I claim:

- 1) A sensory stress relief aid, comprising:
 - a pillow having a length and a width defining an outer layer;
 - the outer layer having a plurality of different surfaces disposed thereon on an upper side and a lower side;
 - each surface producing a different tactile sensation;
 - wherein the plurality of different surfaces extends across the full width and length of the pillow such that the surfaces encompass the entire surface area of the outer layer;
 - a plurality of inner layers enclosed by the outer layer;
 - a circuit board operably connected to a power source disposed within the plurality of inner layers;
 - a motor attached to an inflatable bladder disposed within the plurality of inner layers and operably connected to the circuit board;
 - a remote control in wireless communication with a transceiver within the circuit board.

- 2) The sensory stress relief aid of claim **1**, wherein the plurality of different surfaces are oriented across the outer layer in a grid like manner.

- 3) The sensory stress relief aid of claim **1**, wherein an indicium having a corresponding surface is disposed on the outer surface of the pillow overtop the plurality of surfaces.

- 4) The sensory stress relief aid of claim **1**, wherein each inner layer corresponds to each surface disposed on the outer layer.

- 5) The sensory stress relief aid of claim **1**, wherein one of the inner layers comprises foam.

- 6) The sensory stress relief aid of claim **1**, wherein one of the inner layers comprises gel.

- 7) The sensory stress relief aid of claim **1**, wherein the width and length are equivalent such that a square pillow is formed.

- 8) The sensory stress relief aid of claim **1**, wherein the pillow is configured to resemble a disk.

- 9) The sensory stress relief aid of claim **8**, wherein the plurality of different surfaces extend outward such that the surfaces are disposed along a radius of the pillow.

- 10) The sensory stress relief aid of claim **1**, wherein the pillow is configured to resemble a cylinder.

- 11) The sensory stress relief aid of claim **10**, wherein the plurality of different surfaces are disposed about a circumference of the cylinder.

- 12) The sensory stress relief aid of claim **7**, wherein a spherical pom-pom is affixed to each corner of the square pillow.

- 13) The sensory stress relief aid of claim **7**, wherein each spherical pom-pom is affixed to a distal end of a tassel having a proximal end affixed to the respective corner of the square pillow.

- 14) The sensory stress relief aid of claim **1**, wherein the motor is configured to alternatively inflate and deflate the inflatable bladder disposed within the plurality of inner layers.

- 15) The sensory stress relief aid of claim **14**, wherein the remote control may selectively operate the motor as desired by a user.

- 16) The sensory stress relief aid of claim **1**, wherein at least one speaker is disposed within the plurality of inner layers and operably connected to the circuit board.

- 17) The sensory stress relief aid of claim **16**, wherein the one or more speakers are configured to emit sounds such as guided meditation instructions or soothing nature sounds which are stored on the circuit board.

- 18) The sensory stress relief aid of claim **16**, wherein the remote control may selectively operate the speakers and allow a user to choose between sounds emitted through the speakers as desired.

* * * * *