



US00D606285S

(12) **United States Design Patent**
Schindler

(10) **Patent No.:** **US D606,285 S**

(45) **Date of Patent:** **** Dec. 22, 2009**

(54) **GARMENT**

(75) **Inventor:** **Heather Thomson Schindler**, New York, NY (US)

(73) **Assignee:** **Times Three Clothier LLC**, New York, NY (US)

(**) **Term:** **14 Years**

(21) **Appl. No.:** **29/302,500**

(22) **Filed:** **Jan. 17, 2008**

(51) **LOC (9) Cl.** **02-02**

(52) **U.S. Cl.** **D2/840**

(58) **Field of Classification Search** D2/700-703, D2/731, 732, 828, 840, 718, 737, 847; 2/112, 2/113; 450/96, 94, 115, 116, 122-124, 127, 450/132, 154

See application file for complete search history.

(56) **References Cited**

U.S. PATENT DOCUMENTS

- 1,977,329 A * 10/1934 Tobin 2/113
- 2,052,935 A * 9/1936 Moran 450/10
- D110,662 S * 7/1938 Rielly D2/714
- D129,894 S * 10/1941 Abeles D2/703
- D174,115 S * 3/1955 Dior D2/703
- 2,963,022 A * 12/1960 Spetalnik 450/15
- 3,026,875 A * 3/1962 Kaupp 450/116
- 3,036,574 A * 5/1962 Jeffrey 450/30
- D211,231 S * 6/1968 Sallysy D2/702
- 3,454,013 A * 7/1969 Cahill 450/116
- D234,649 S * 4/1975 Cascio D2/703
- D239,475 S * 4/1976 Cascio D2/702
- 4,916,755 A 4/1990 Feigenbaum et al.
- 5,915,531 A * 6/1999 Hilpert et al. 2/69
- 6,000,993 A * 12/1999 Erwin 450/7
- D452,600 S * 1/2002 Kim D2/702
- D453,058 S * 1/2002 Kim D2/703
- D453,255 S * 2/2002 Kim D2/702

- 6,430,748 B1 * 8/2002 Burkhart 2/78.1
- D556,978 S * 12/2007 Thunstedt D2/847
- 2007/0094765 A1 * 5/2007 Summers et al. 2/113
- 2008/0134409 A1 6/2008 Karasina

FOREIGN PATENT DOCUMENTS

- JP 2006-316359 11/2006
- JP 2007-146337 6/2007
- JP 2007-303002 11/2007

* cited by examiner

Primary Examiner—Ian Simmons

Assistant Examiner—Anna J Burmeister

(74) *Attorney, Agent, or Firm*—Irah H. Donner; Wilmer Cutler Pickering Hale and Dorr LLP

(57) **CLAIM**

The ornamental design for a garment, as shown and described.

DESCRIPTION

FIG. 1 is a front elevation view of Embodiment 1, of a garment;

FIG. 2 is a rear elevation view thereof;

FIG. 3 is a right elevation view thereof;

FIG. 4 is a left elevation view thereof;

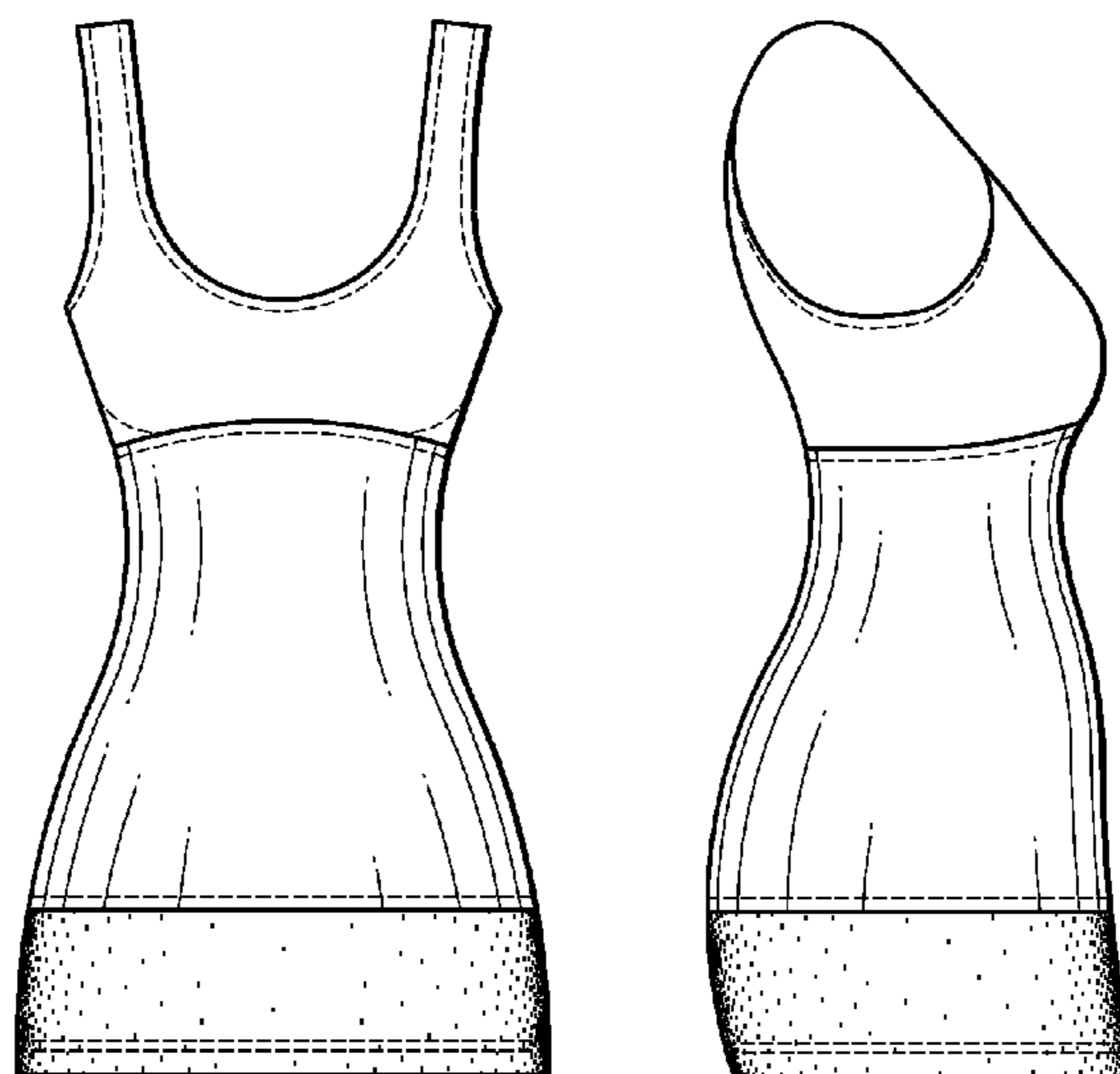
FIG. 5 is a right side elevation view of Embodiment 2, of a multi-fabric garment, where the front and rear elevation views are the same as FIGS. 1-2; and,

FIG. 6 is a left elevation view of Embodiment 2, of a multi-fabric garment.

The center section and lower section of the claimed design is shaded to illustrate contrasting materials.

The broken lines depicting the stitching shown in the drawings are for environmental structure only and form no part of the claimed design.

1 Claim, 6 Drawing Sheets



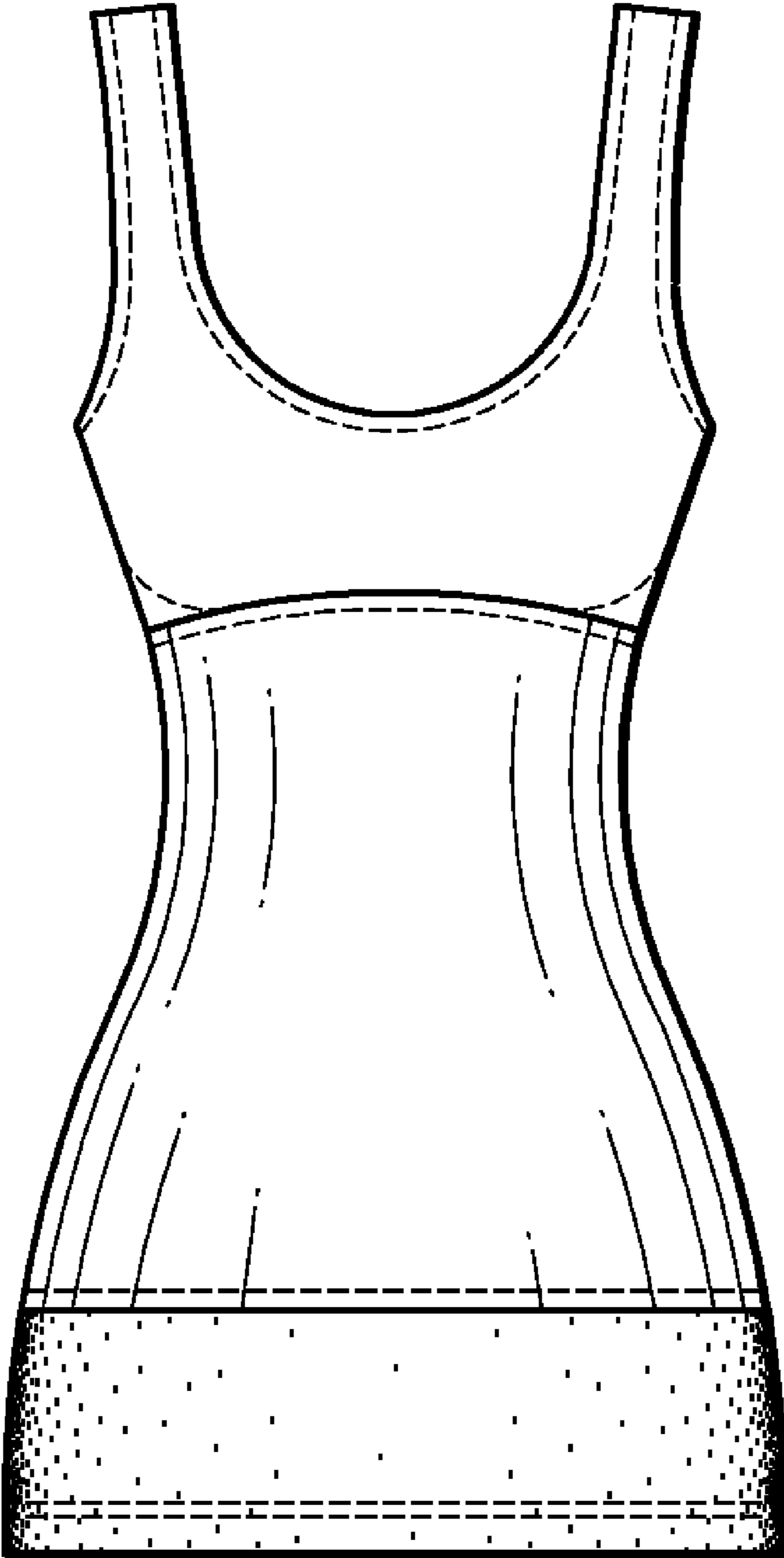


FIG. 1

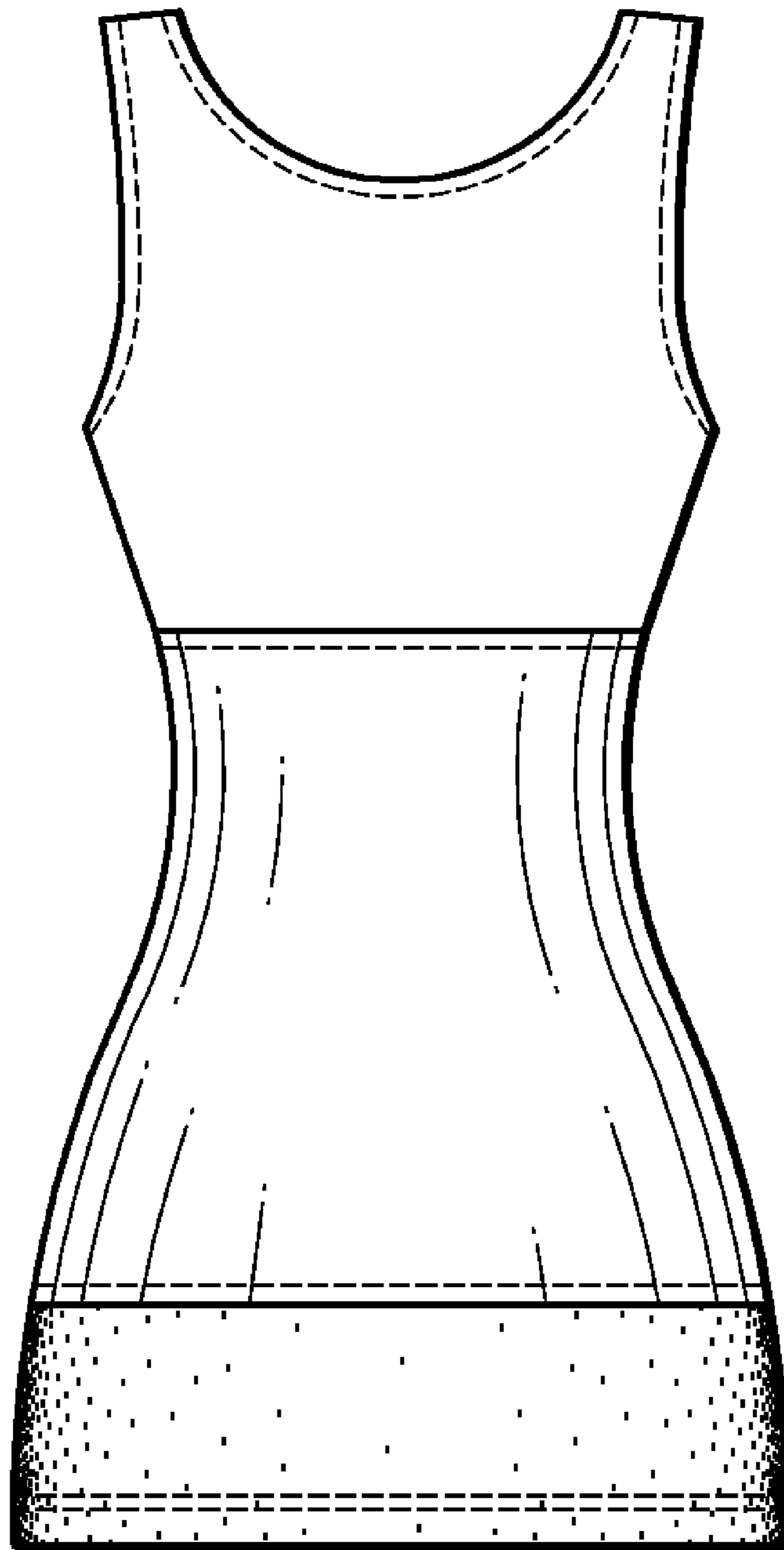


FIG. 2

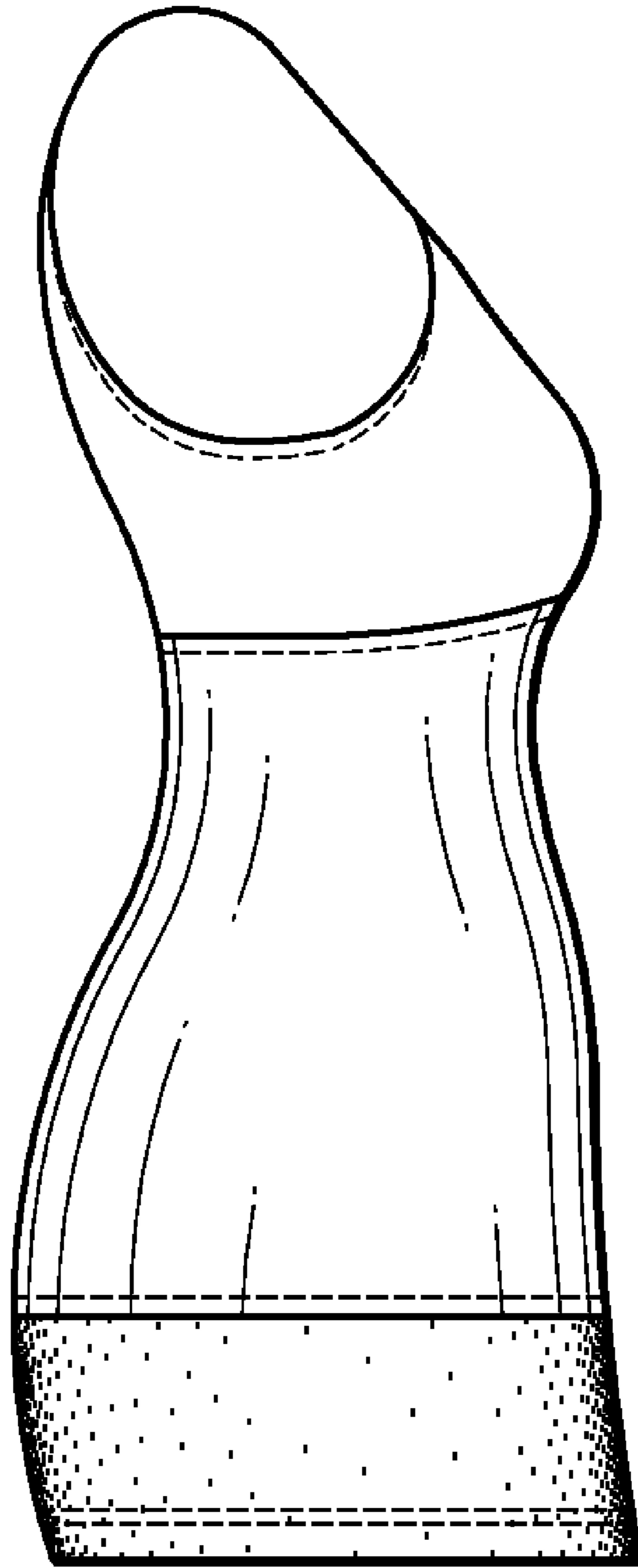


FIG. 3

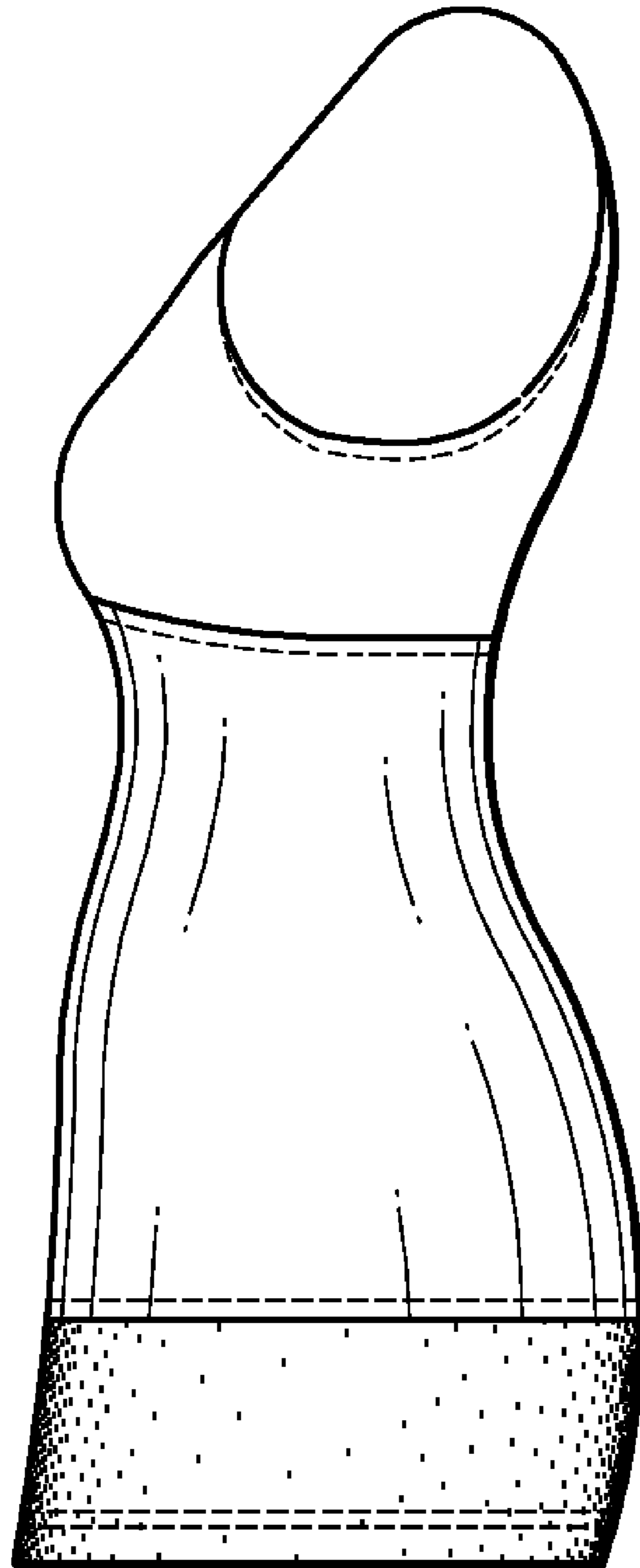


FIG. 4

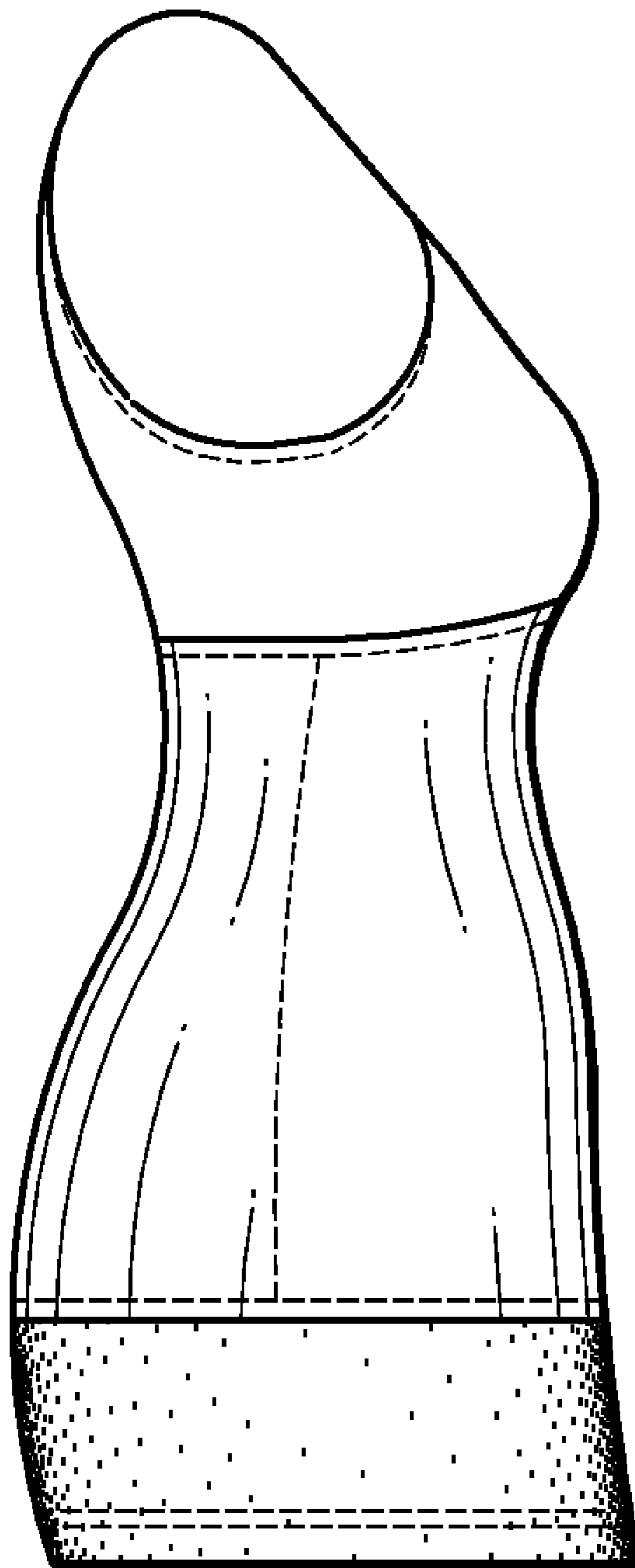


FIG. 5

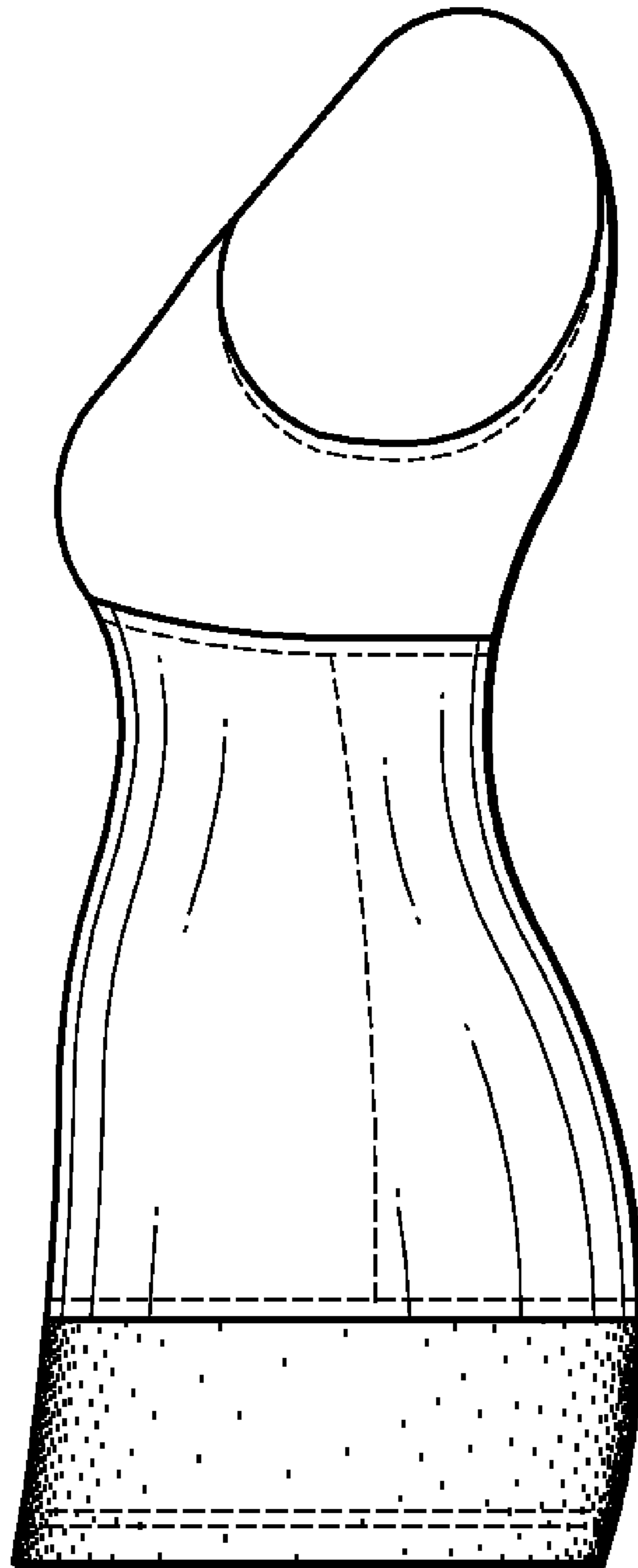


FIG. 6