



US007917922B1

(12) **United States Patent**
Schwab et al.

(10) **Patent No.:** **US 7,917,922 B1**
(45) **Date of Patent:** **Mar. 29, 2011**

(54) **VIDEO INPUT SWITCHING AND SIGNAL PROCESSING APPARATUS**

(76) Inventors: **Barry H. Schwab**, West Bloomfield, MI (US); **John G. Posa**, Ann Arbor, MI (US)

(*) Notice: Subject to any disclaimer, the term of this patent is extended or adjusted under 35 U.S.C. 154(b) by 651 days.

(21) Appl. No.: **08/822,397**

(22) Filed: **Mar. 20, 1997**

Related U.S. Application Data

(63) Continuation of application No. 08/488,691, filed on Jun. 8, 1995, now abandoned.

(51) **Int. Cl.**
H04N 7/173 (2011.01)
H04N 7/10 (2006.01)
H04N 9/00 (2006.01)
H04N 7/16 (2011.01)

(52) **U.S. Cl.** **725/32; 725/35; 725/46**

(58) **Field of Classification Search** **725/32, 725/34-35, 45-46**

See application file for complete search history.

(56) **References Cited**

U.S. PATENT DOCUMENTS

4,337,480 A	6/1982	Boursin et al.	
4,488,179 A	12/1984	Kruger et al.	
4,536,791 A	8/1985	Campbell et al.	
4,554,579 A	11/1985	Citta	
4,734,764 A	3/1988	Pocock et al.	
4,743,764 A	5/1988	Casey et al.	
4,751,578 A *	6/1988	Reiter et al.	348/564
4,792,849 A	12/1988	McCalley et al.	
4,829,372 A	5/1989	McCalley et al.	
4,860,123 A	8/1989	McCalley et al.	

4,866,522 A	9/1989	Beckley	
4,866,787 A *	9/1989	Olesen	725/68
4,905,094 A	2/1990	Pocock et al.	
4,930,160 A *	5/1990	Vogel	725/30
4,941,040 A	7/1990	Pocock et al.	
5,014,125 A	5/1991	Pocock et al.	
5,029,014 A *	7/1991	Lindstrom	386/106
5,077,607 A	12/1991	Johnson et al.	
5,113,496 A	5/1992	McCalley et al.	
5,119,188 A	6/1992	McCalley et al.	
5,155,591 A *	10/1992	Wachob	725/35
5,191,410 A	3/1993	McCalley et al.	
5,195,092 A	3/1993	Wilson et al.	
5,208,665 A	5/1993	McCalley et al.	
5,212,553 A *	5/1993	Maruoka	725/68
5,321,846 A *	6/1994	Yokota et al.	725/80
5,440,632 A	8/1995	Bacon et al.	
5,481,296 A	1/1996	Cragun et al.	
5,481,542 A	1/1996	Logston et al.	
5,485,221 A	1/1996	Banker et al.	
5,488,425 A	1/1996	Grimes	

(Continued)

FOREIGN PATENT DOCUMENTS

WO WO 9403995 A1 * 2/1994

Primary Examiner — Christopher Kelley

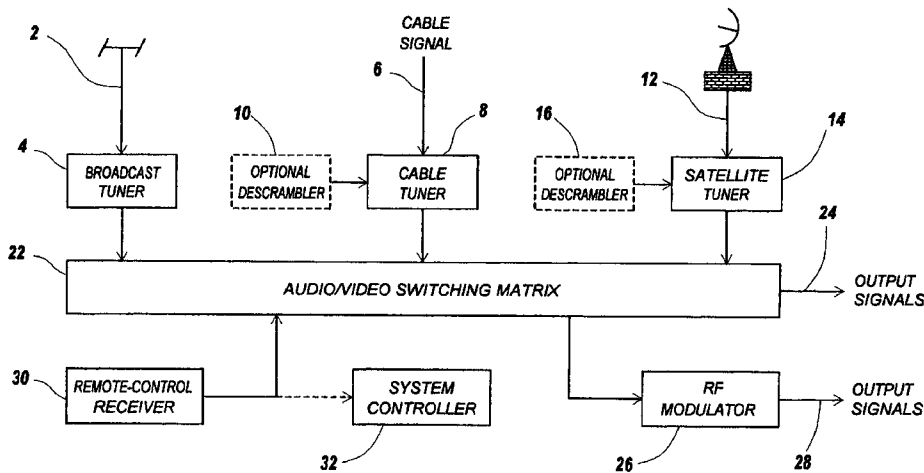
Assistant Examiner — Reuben M Brown

(74) *Attorney, Agent, or Firm* — Gifford, Krass, Sprinkle, Anderson & Citkowski, P.C.

(57) **ABSTRACT**

An apparatus integrates a plurality of television signal sources into a cohesive audio/video environment. Internal provisions include a standard broadcast-frequency tuner, cable tuner as well as other optional inputs such as for a direct-broadcast satellite, previously recorded video material, etc. In the preferred embodiment, means are provided whereby a main or primary program channel may be linked to additional channels providing supplementary information to enhance resolution, sound quality, or to facilitate special effects.

8 Claims, 2 Drawing Sheets



US 7,917,922 B1

Page 2

U.S. PATENT DOCUMENTS

5,493,339	A	2/1996	Birch et al.		5,664,046	A *	9/1997	Abecassis	386/125
5,528,304	A *	6/1996	Cherrick et al.	725/41	5,689,799	A *	11/1997	Dougherty et al.	
5,539,920	A	7/1996	Menand et al.		5,724,091	A *	3/1998	Freeman et al.	725/138
5,550,576	A	8/1996	Klosterman		5,761,601	A *	6/1998	Nemirofsky et al.	725/34
5,574,964	A *	11/1996	Hamlin	725/78	5,774,170	A *	6/1998	Hite et al.	725/34
5,585,858	A *	12/1996	Freeman et al.	725/136	5,848,352	A	12/1998	Dougherty et al.	
5,636,346	A *	6/1997	Saxe	725/32	5,883,677	A *	3/1999	Hofman	725/51
5,661,516	A *	8/1997	Carles	725/35	5,894,320	A *	4/1999	Vancelette	725/138

* cited by examiner

Figure 1

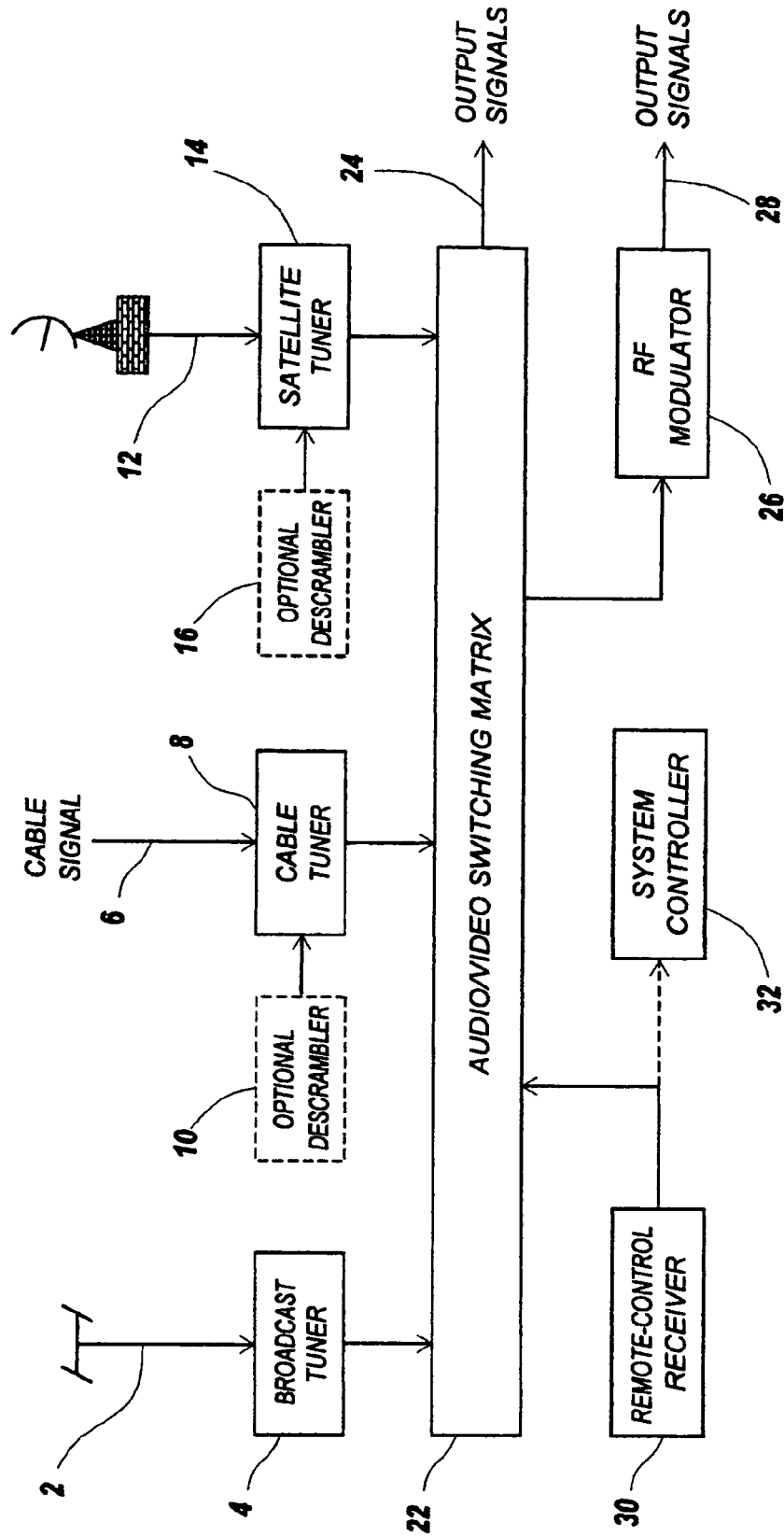
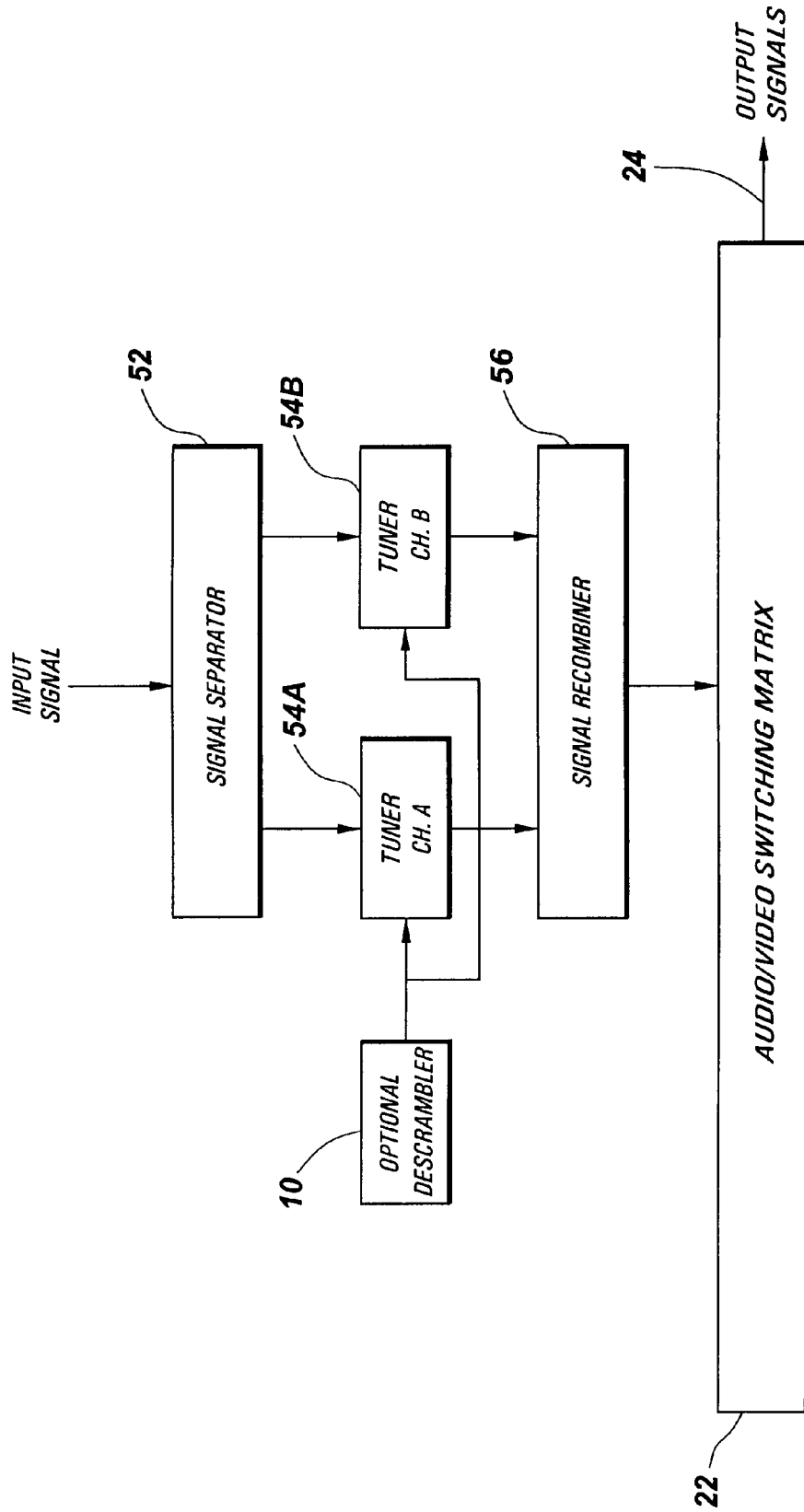


Figure 2



1

VIDEO INPUT SWITCHING AND SIGNAL PROCESSING APPARATUS

This application is a continuation of application Ser. No. 08/488,691, filed Jun. 8, 1995 now abandoned.

FIELD OF THE INVENTION

This invention generally relates to video equipment, and more particularly, to a converter arrangement operative to configure a plurality of input sources into an integrated operating environment.

BACKGROUND OF THE INVENTION

Television viewers are often faced with complicated wiring requirements for integrating the various signal sources into their systems. This situation was made worse in part by the Federal Cable Regulation Act of 1992, which caused some cable systems to discontinue carriage of local Broadcast stations that insist on receiving a per-subscriber fee to allow retransmission of their signals. As a result, cable subscribers on these systems must provide their own antennas in order to receive signals from these broadcast stations.

With the availability of signals from direct-broadcast satellites, many consumers will consequently have three different signal sources to choose from when viewing, with the added confusion that all three of these sources may provide channels with the same numerical designation. A further complication is the integration of cable converters with the public switched telephone network, for billing special event programming and various other pay-per-view schemes.

SUMMARY OF THE INVENTION

The invention comprises an apparatus for integration of a plurality of television signal sources into a single system. Internal provisions include a standard broadcast-frequency tuner as well as a cable tuner. The cable tuner may optionally include provisions for a descrambler module for premium or pay-per-view services, which may be implemented either as an internal circuit board, an internal plug-in module, or an external plug-in unit. A third input is provided as a direct-broadcast-satellite tuner, which itself may be implemented as an internal circuit board or as an internal or external plug-in unit. As is the case for the cable tuner, provisions are included for a separate descrambler unit implemented as an internal circuit board or as an internal or external plug-in unit. As a further option, additional inputs may be provided for other uses, such as VCR playback signals. Outputs are provided both for baseband audio and video, and also through an RF modulator.

A system controller, which accepts control signals from a standard infrared-type hand-held remote-controller, handles such tasks as input selection and channel switching, and allows the user to reassign channel designations at will, even including input switching as part of the channel selection. The controller also integrates signals for an optional telephone interface, for pay-per-view billing or other uses. When required, the controller is further capable of enabling descrambling circuitry as appropriate for each signal source. In like manner, specialized modules (as, for example, MPEG decoders and the like) may be enabled or have their operating parameters configured so as to process digitally encoded signals. In a preferred embodiment, the unit may be provided with additional tuner provisions associated with any of the various inputs, for receiving signals in which a primary signal

2

is on one channel, and a secondary signal is on a different channel, as, for example, in the case of a stereoscopic broadcast system in which one channel carried the "left eye" signal, and a second channel carried the "right-eye" signal.

BRIEF DESCRIPTION OF THE DRAWINGS

FIG. 1 is a block diagram which illustrates the main features of the invention; and

FIG. 2 is a block diagram which shows signal separation and recombination means associated with providing supplemental program information.

DETAILED DESCRIPTION OF THE PREFERRED EMBODIMENT

The invention is explained by way of reference to FIG. 1, which shows the main features of a system having input switching provisions. Broadcast-frequency signals 2 from a standard antenna are received at the broadcast tuner 4. These signals are demodulated into baseband audio and video signals, which then are provided to the audio/video switching matrix 22. Cable system signals 6 are provided to the cable tuner 8, which as an option may include a descrambler module 10; this may be implemented either as an internal circuit board, an internal plug-in module, or an external plug-in unit, and this unit would be compatible with the scrambling system used on the particular cable system. Depending upon the circumstances, one or more of the various tuners may interface to a decoder to receive other specialized information such as teletext or closed-captioning, though not referenced in the figures.

Optional satellite-receiver signals 12 are provided to the satellite tuner 14, which, like the cable tuner, also may include an optional descrambler unit 16, implemented through a similar range of methods as described above for the cable tuner. In some installations, the satellite receiver service would include its own tuner and/or descrambler means, in which case the signals would be input to the cable converter through one of several direct-connection inputs (not shown); these inputs would also allow for the integration of other sources, such as VCR playback signals. All of these input sources are demodulated and provided to the audio/video switching matrix as baseband audio and video signals, enabling signal routing within the audio/video switching matrix to be implemented as a baseband video "bus." The selected signal from the switching matrix is provided at the output 24; these signals are also optionally provided to an RF modulator 26, for output as modulated signals 28.

In the preferred embodiment, the system provides for the association of one channel with one or more other channels carrying supplemental information. For example, one channel might carry the "left-eye" view of a stereoscopic signal, while a second channel carried the "right-eye" view. Such additional channels may alternatively provide the following types of supplemental information, though the entire range of available information is by no means limited to this list:

- picture enhancement information (as suggested by several of the proposed HDTV systems) to provide wide-screen or other effects;
- video-game related information, including information related to additional players;
- digital data, such as statistical information about players in a sporting event or pricing/account information associated with a shopping channel;
- additional audio information, including information which provides higher fidelity, stereophonic/surround-sound

effects, foreign language audio, "sing-along" lyrics to accompany a popular music concert, etc.

teletext or closed-captioning information.

In this embodiment of the invention, a primary channel will typically carry "primary" program information along with additional information used by the system for directing a second tuner to a secondary channel; other channels could be similarly associated. The information relating a primary channel to one or more secondary channels carrying supplemental information may be derived in various ways. For example, the primary channel may carry a pointer to the additional channel(s), for example, in a subcarrier, or as part of synchronization as during vertical retrace. Such a pointer may be carried more or less continuously by the primary channel, or may be broadcast more infrequently, for example, at the start of a program. As an aid in the scrambling and/or encryption of a program, information relating the programs may be downloaded and locally stored on an authorized basis. As a further measure, a "channel-hopping" scheme may be used, wherein different related channels are used at different times, with only authorized viewers being provided with the overall plan.

As an alternative to the broadcasting of information relating channels, codes may be published in a format similar to the currently available VCR Plus system now in use for VCR programming. That is, in addition to a code which contains start/stop times and a single channel number, the same or a different code may also contain multiple channels designations, certain of which provide the supplementary information. As in the current implementation of VCR Plus, such code may be entered in the system's hand-held remote control for reception by the receiver **30** depicted in FIG. 1. Other means for receiving and storing these codes are also possible, including downloading from a personal computer, and so forth. Regardless of the technique used to derive the additional programming information, on-screen programming techniques may be used to enable a user to program in the information so as to label it, for example, to designate a particular channel of the decoder to identify the station call letters or to provide more descriptive information.

As shown in FIG. 2, these features may be implemented with a signal separator **52**, feeding primary and secondary signals to individual tuners **54A** and **54B** interfaced to an optional descrambler **10**. A signal recombiner **56** is preferably used prior to the audio/video switching matrix **24**, providing a combined signal output at **24**. It will be appreciated by those of skill in the art of audio/video mixing and control that other circuit implementations may be used to carry out the broad goal of the invention to integrate multiple inputs to provide a cohesive enjoyment environment. For example, if desired, provisions may be included for an additional internal or external plug-in module (not shown), with associated outputs, to provide modified signals for these special purposes. In addition, the system may be adapted to provide multiple outputs enabling a user to record the separate programs associated with all participating channels for subsequent playback. Such playback may occur, for example, through the system comprising the invention, through separate inputs and using single recombiner **56** shown in FIG. 2 where advantageous.

The operation of the entire unit is controlled by a system controller **32**. This controller may receive input signals from an infrared remote-control receiver **30**, or from any of a

variety of user input devices, such as keyboards or computer interfaces (not shown). In addition, it is capable of communicating with the public switched telephone network, through an optional telephone interface (not shown), enabling the cable converter unit to interface with systems which provide pay-per-view services or other specialized billing and program-ordering schemes.

Another feature of the invention is the ability to manipulate channel assignments by way of the system controller. For example, the user may choose to assign cable converter channels **1**, **2**, and **3** to broadcast channels **2**, **4**, and **7**; the user might choose to assign cable converter channel **4** to cable system channel **40**, and cable converter channel **5** to direct-broadcast satellite channel **15**. In this way, the user is able to select any channel line-up desired, including the channels selected from all sources available in any order, and with any channel numerical designation. Although not shown, it is to be understood that system controller **32** interfaces to an appropriate memory device for storing these channel assignments, including the user-defined designations.

In an alternative embodiment, optional MPEG decoders or other digital signal processors (not shown) may be enabled and/or have their operating parameters configured under control of the system controller, using a similar modular approach to that described herein above with reference to descrambler modules.

What is claimed is:

1. A method of automatically changing from a first TV program to an alternate TV program at a TV viewer location, comprising the steps of:
 - entering, at the viewer location, information regarding a viewing preference;
 - transmitting a TV program from a source to a viewer location;
 - receiving the TV program at the viewer location over a first TV channel, the TV program including a pointer to an alternate TV channel providing an alternate TV program with subject matter directly related to the TV program; and
 - automatically switching the TV program to the alternate TV program using the pointer and the information previously entered by the viewer without requiring any additional viewer intervention at the time of the switching.
2. The method of claim 1, wherein the TV program is a cable TV program.
3. The method of claim 1, wherein the TV program is an audio/video program transmitted in digital form.
4. The method of claim 1, wherein the step of entering the information at the viewer location includes using a hand-held remote-control unit.
5. The method of claim 1, wherein the step of entering the information at the viewer location includes using an on-screen programming technique.
6. The method of claim 1, wherein the step of entering the information at the viewer location includes downloading the information from a computer.
7. The method of claim 1, wherein the pointer is transmitted continuously with the TV program.
8. The method of claim 1, wherein the pointer is transmitted at the initiation of the TV program.

* * * * *