



US006037995A

United States Patent [19] Ichifuji et al.

[11] Patent Number: **6,037,995**
[45] Date of Patent: **Mar. 14, 2000**

[54] **BROADCASTING AND COMMUNICATION RECEIVER APPARATUS** 5,828,419 10/1998 Bruette et al. 348/906

FOREIGN PATENT DOCUMENTS

[75] Inventors: **Yasuhisa Ichifuji**, Fujisawa; **Takehito Kishi**, Yokohama; **Naoko Saito**, Tokyo; **Satoru Takashimizu**; **Takanori Eda**, both of Yokohama, all of Japan

0669761 8/1995 European Pat. Off. .
4121506 1/1992 Germany .
96/07270 3/1996 WIPO .

[73] Assignee: **Hitachi, Ltd.**, Tokyo, Japan

Primary Examiner—John K. Peng
Assistant Examiner—Linus H. Lo
Attorney, Agent, or Firm—Antonelli, Terry, Stout & Kraus, LLP

[21] Appl. No.: **08/844,431**

[22] Filed: **Apr. 18, 1997**

[57] ABSTRACT

[30] Foreign Application Priority Data

Apr. 19, 1996 [JP] Japan 8-097993

[51] **Int. Cl.⁷** **H04N 5/445**

[52] **U.S. Cl.** **348/563; 348/906; 348/12; 348/13; 348/6; 455/5.1; 455/6.1**

[58] **Field of Search** 348/906, 10, 6, 348/7, 13, 12, 563, 564; 455/6.1–6.3, 4.1, 5.1; H04N 7/10, 5/448

[56] References Cited

U.S. PATENT DOCUMENTS

- 5,177,598 1/1993 Jeong .
- 5,465,385 11/1995 Ohga et al. 455/6.1
- 5,585,838 12/1996 Lawler et al. 348/13
- 5,592,551 1/1997 Lett et al. 348/7
- 5,596,373 1/1997 White et al. 348/906
- 5,635,978 6/1997 Alten et al. 348/7
- 5,731,844 3/1998 Rauch et al. 348/563
- 5,793,438 8/1998 Bedard 348/906

A broadcasting and communication receiver apparatus for displaying program-associated information, in which, in addition to a predetermined display zone, another display zone is provided so that display data of specific information selected by a viewer is wholly displayed and, when the display data is displayed as omitted, a symbol indicative of the information omission is attached to the display data to display the display data within the limited display zone. The apparatus comprises a receiver for receiving the program-associated information including a title, start and end times of a broadcast program together with a video signal and an audio signal, a decoder for decoding the program-associated information, a display unit for displaying the decoded program-associated information thereon, a command receiver for receiving an input signal from a remote controller or from a key or keys provided to the receiver, and a display controller for controlling a display screen on the basis of the input signal.

11 Claims, 7 Drawing Sheets

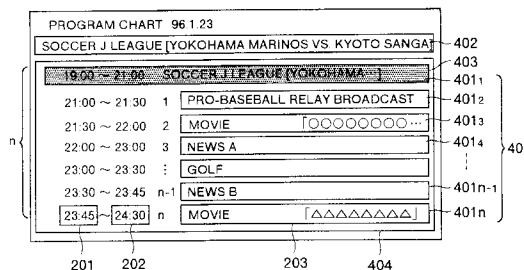
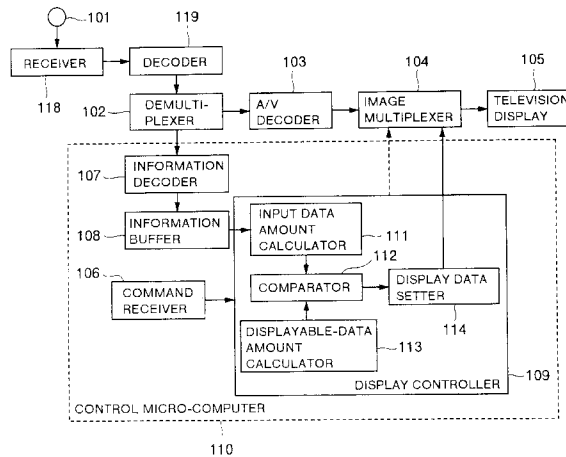


FIG.1

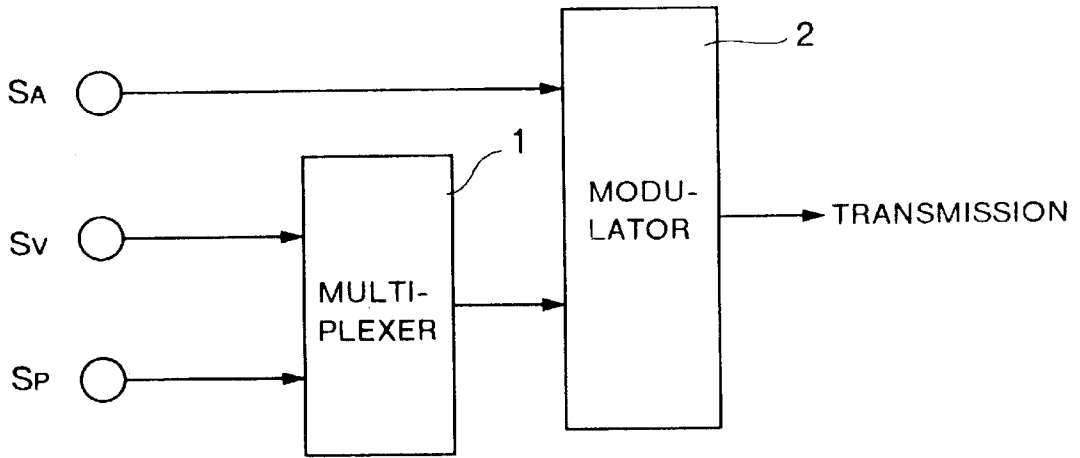


FIG.2

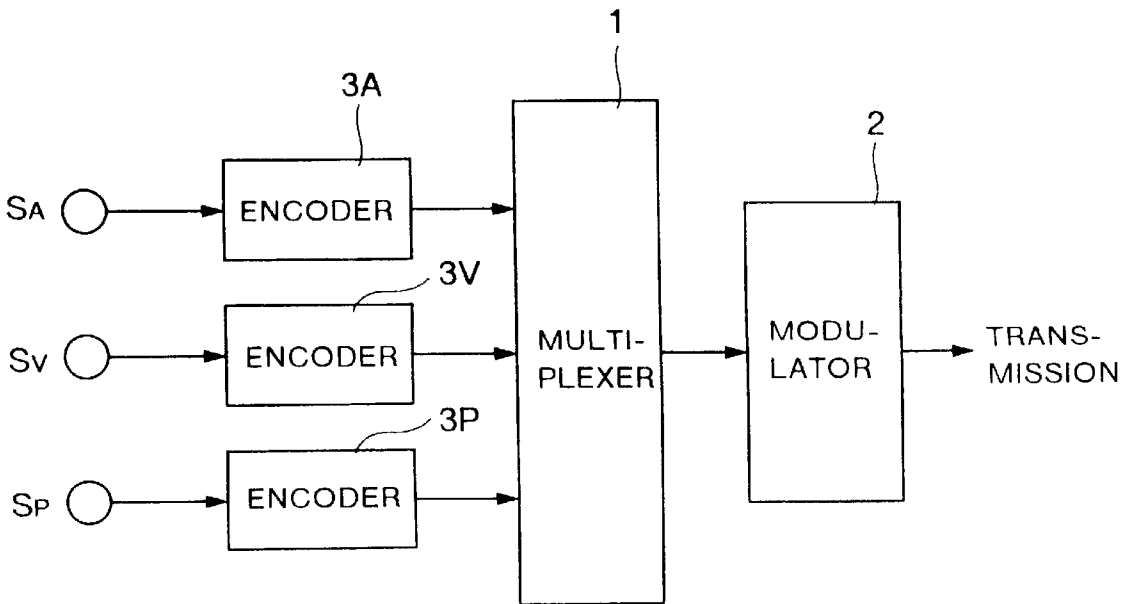


FIG. 3

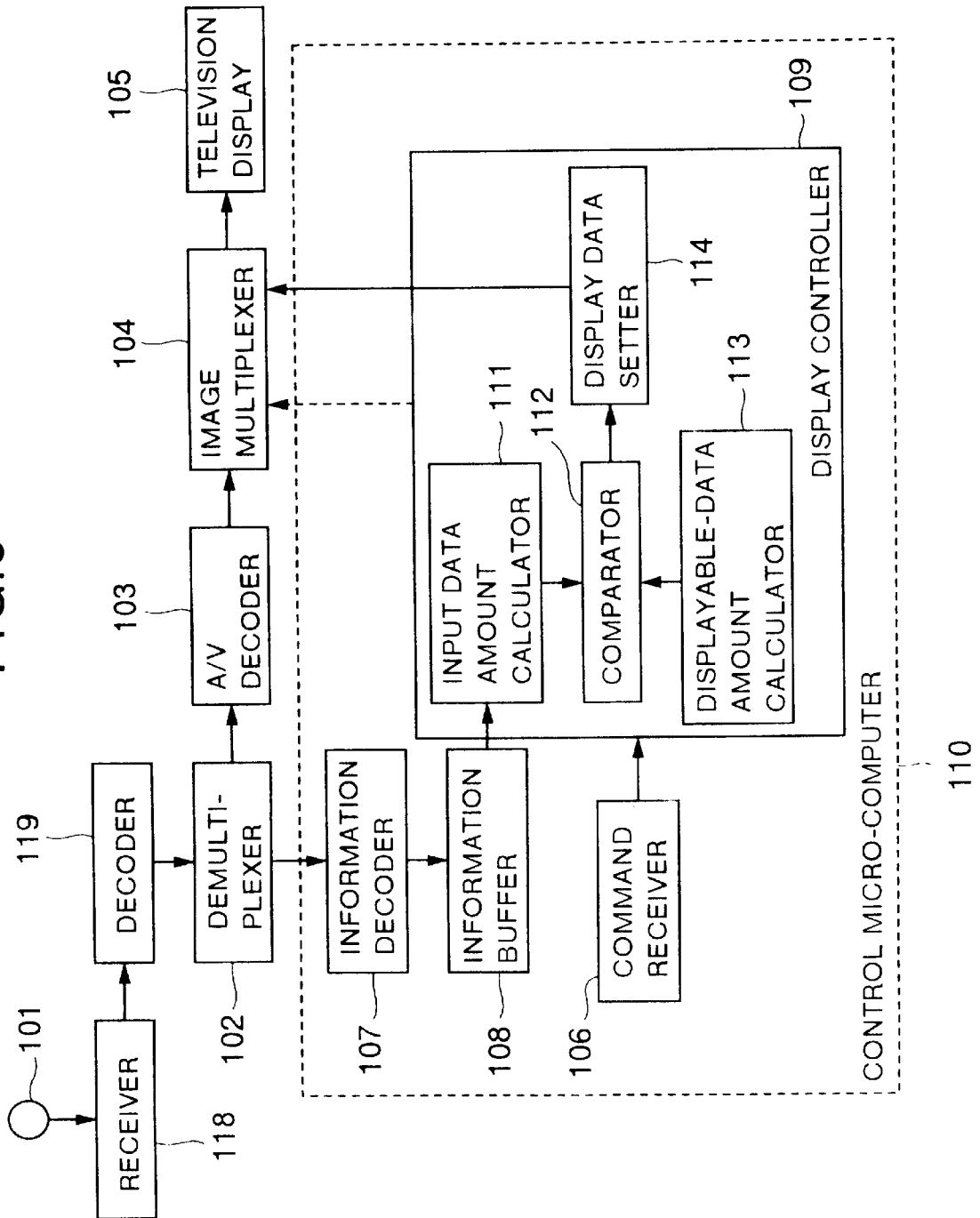


FIG.4

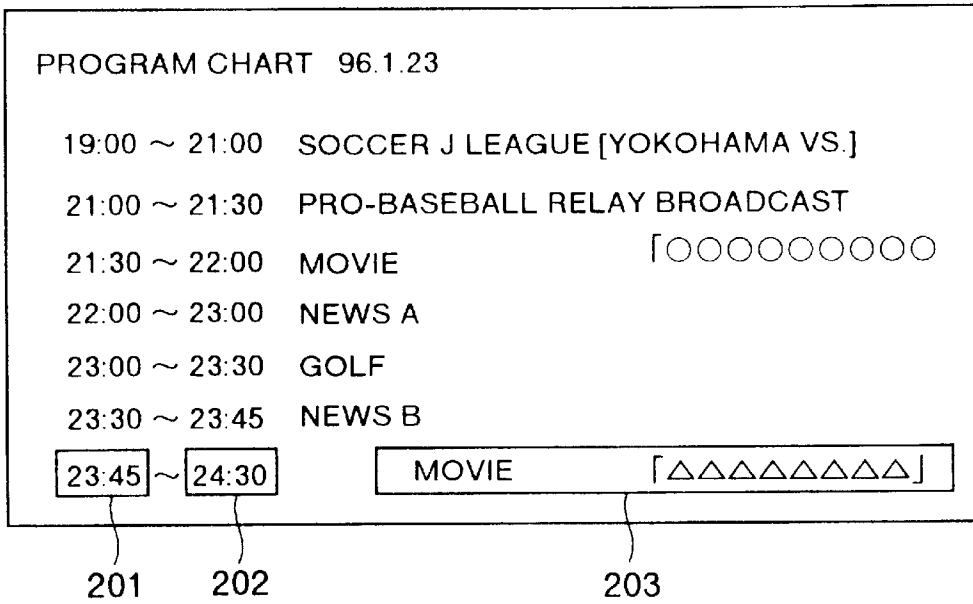


FIG.5

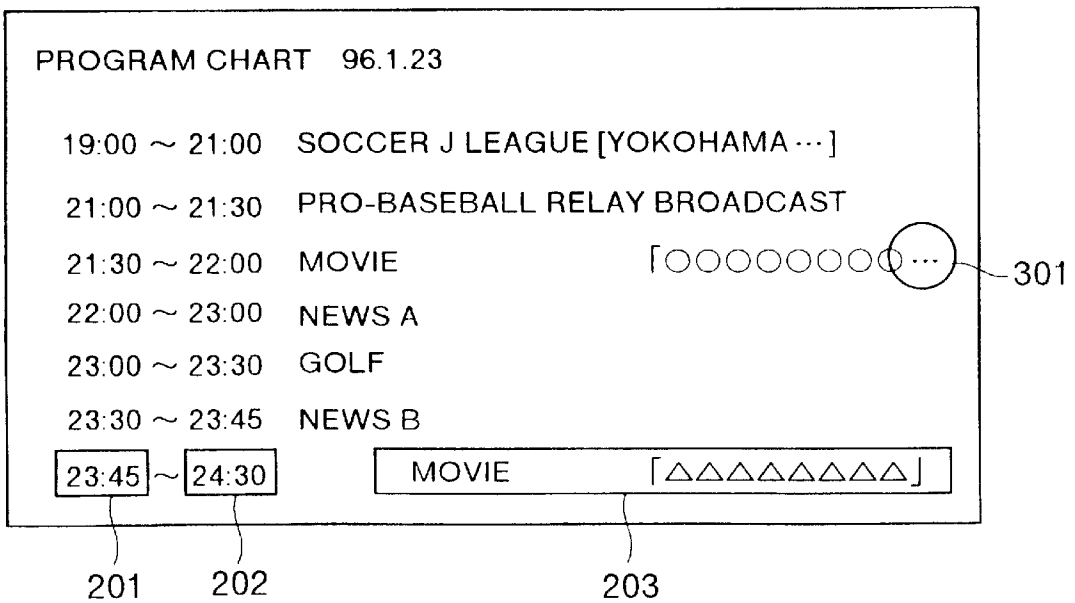


FIG. 6

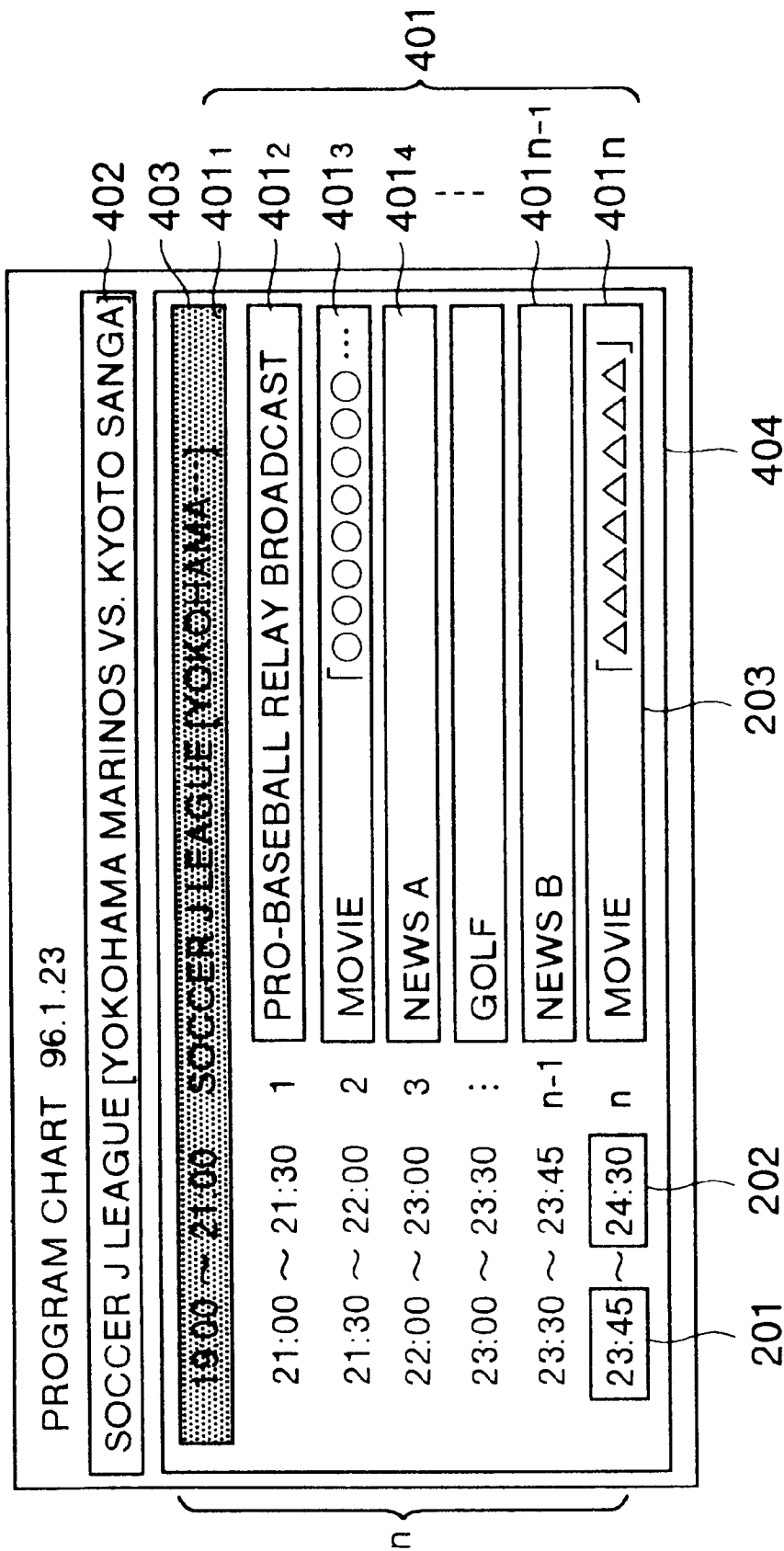


FIG. 7

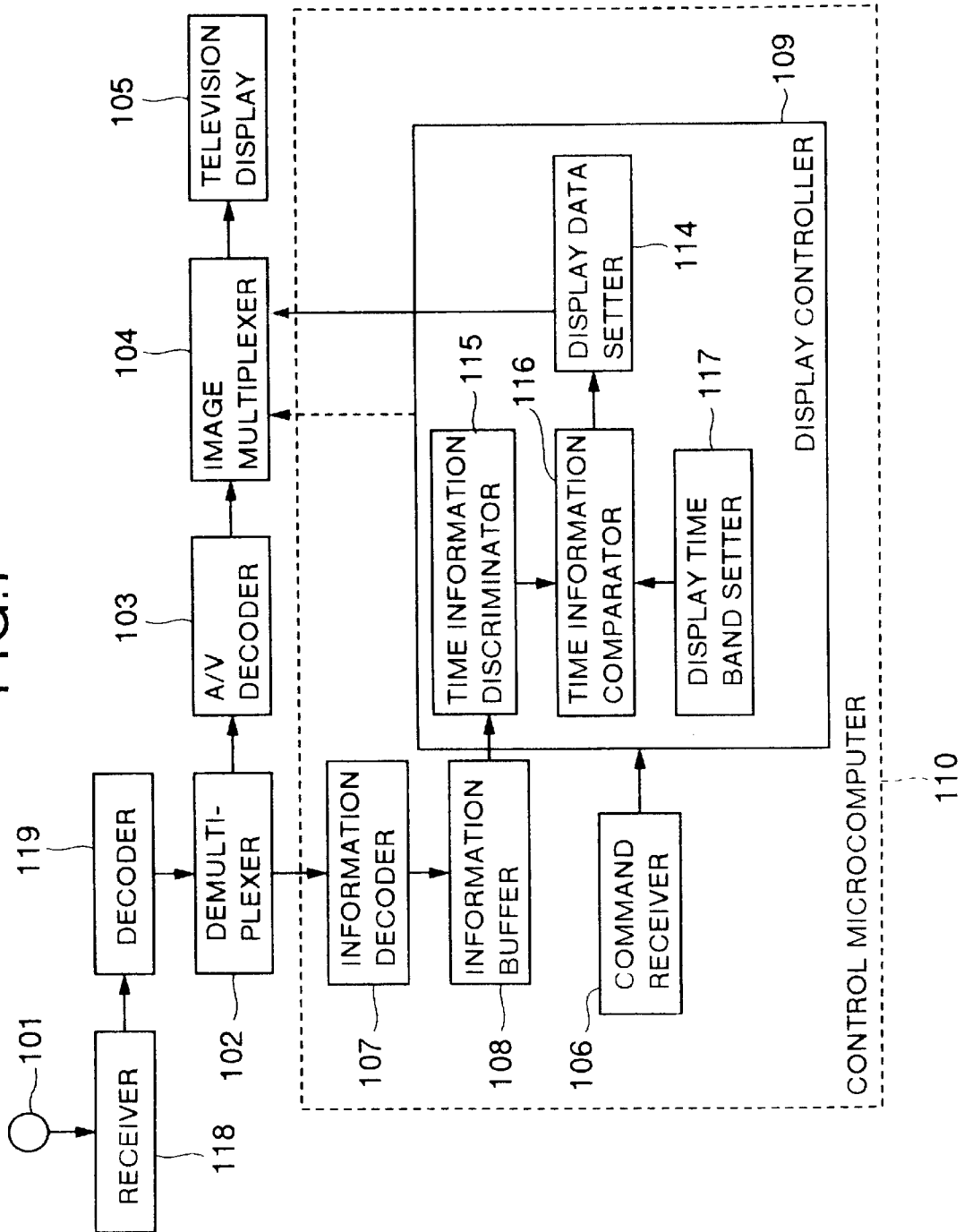


FIG. 8

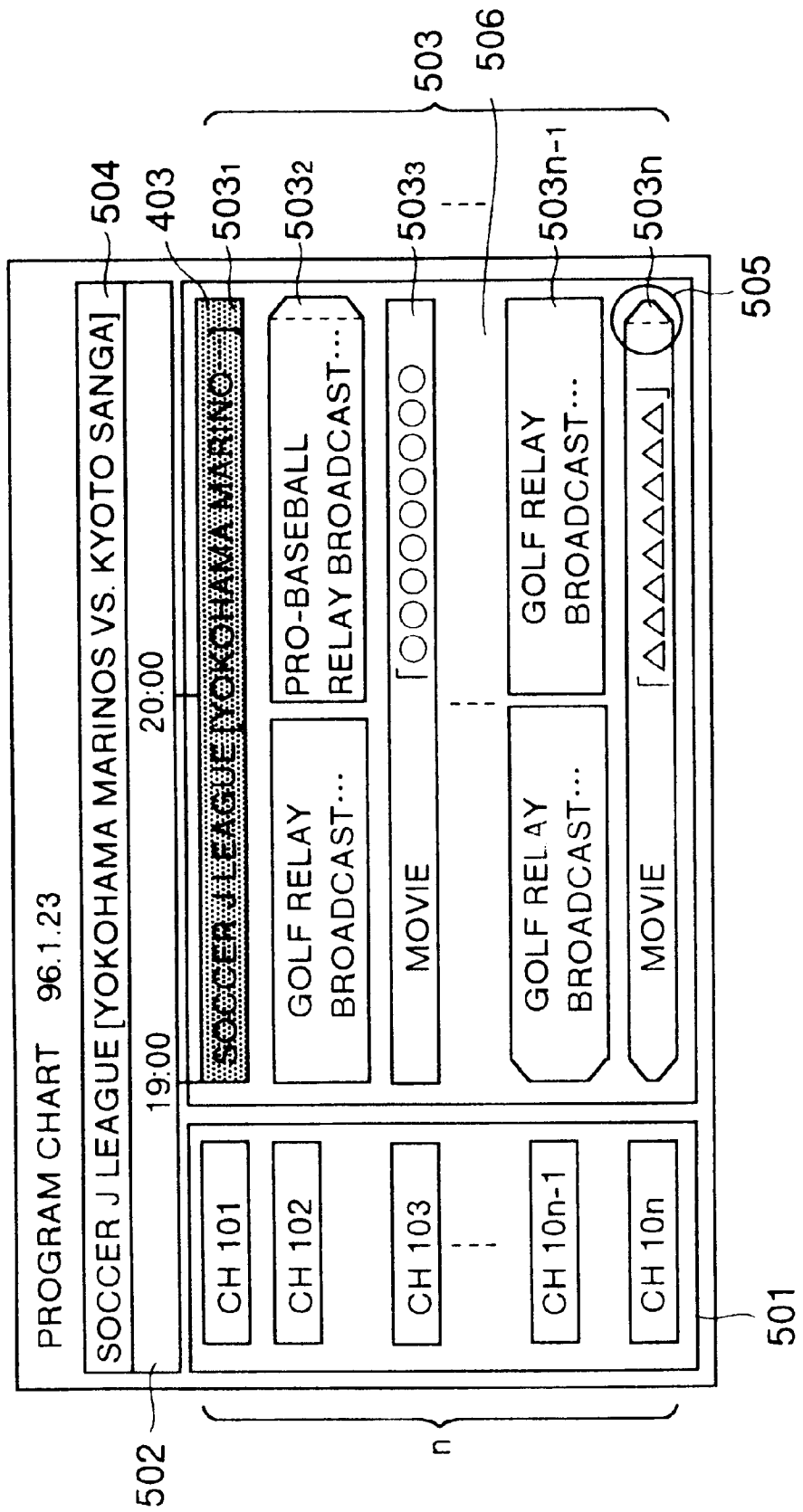
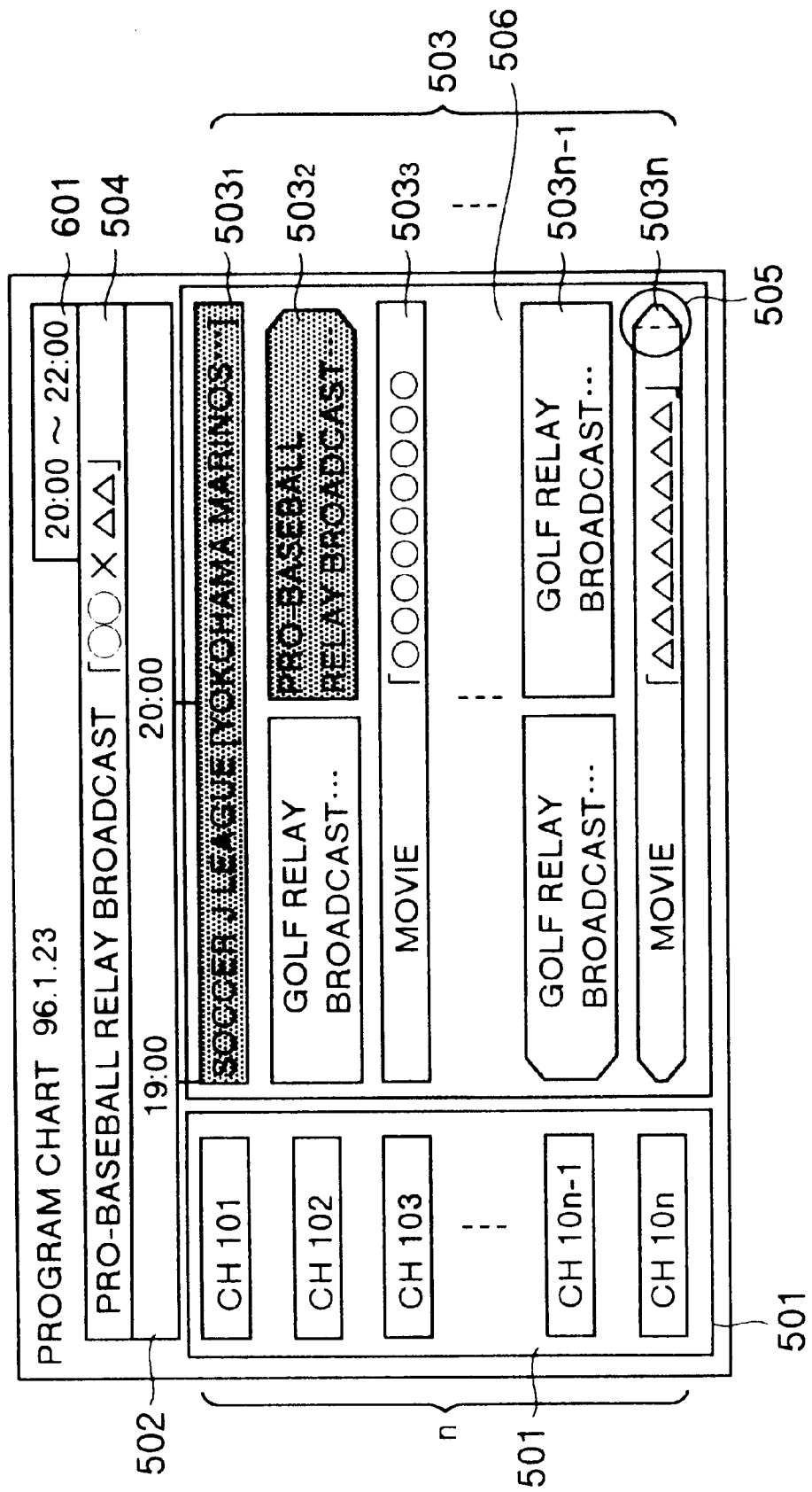


FIG. 9



BROADCASTING AND COMMUNICATION RECEIVER APPARATUS

BACKGROUND OF THE INVENTION

The present invention relates to a broadcasting and communication receiver apparatus which receives information about a transmission program together with video and audio data, decodes and displays the program-associated data and more particularly, to a receiver apparatus which can display program-associated information.

In a prior art television signal receiver apparatus, program information such as the title, start and end times of a broadcasting program has not been transmitted together with video and/or audio signal and thus it has been impossible to display these information on a television display screen. For this reason, TV viewers have acquired these information from a program schedule chart run in newspaper.

Further, digital broadcasting has been started in which digitized signals in place of conventional analog TV signals are transmitted to each home via satellite, cable or land-based broadcasting. Satellite broadcasting has been already realized in such a manner and, even in Japan, plans have been already in the works for start of such service. In the digital broadcasting, various sorts of additional information can be transmitted simultaneously with digitized video and audio signals. When such additional information can be used to prepare a program schedule chart.

Meanwhile, even in the conventional analog broadcasting, when such a system is employed that program-associated information is multiplexed during vertical blanking interval, a program chart similar to that in the digital broadcasting case can be prepared.

FIG. 1 is a block diagram of a multiplex system of an analog broadcasting type, in which S_A denotes an audio signal, S_V a video signal, S_P program-associated information such as a title, start and end times of a broadcasting program. Reference number 1 denotes a multiplexer for multiplexing the video signal S_V and the program-associated information S_P , numeral 2 denotes a modulator for modulating the video signal S_V and the audio signal S_A into broadcasting electromagnetic wave.

In the analog broadcasting system, there is employed a method for multiplexing the program-associated information S_P during the vertical blanking interval. However, the amount of information capable of multiplexing during the vertical blanking interval is small when compared with the amount of information transmittable in the digital broadcasting system. In the analog broadcasting system, further, with respect to its screen displaying function, its screen displaying ability as well as the amount of information to be handled are restricted. Therefore, the display screen implemented based on the analog broadcasting system is inferior in presentation ability to that based on the digital broadcasting system.

FIG. 2 is a block diagram of a multiplex system of a digital broadcasting type, in which reference symbols 3_A , 3_B and 3_P denote encoders for encoding the audio and video signals and program-associated information respectively. In the digital broadcasting system, the audio signal S_A , video signal S_V and program-associated information S_P are encoded and compressed respectively by the encoders 3_A , 3_B and 3_P , and then subjected by the multiplexer 1 to a time division multiplexing operation to obtain a multiplexed signal. The multiplexed signal is modulated by the modulator 2 into broadcasting electromagnetic wave.

The digital broadcasting system is featured in that, since the program-associated information S_P is encoded and com-

pressed by the encoder 3_P , more signals can be multiplexed than the program-associated information multiplexable in the analog broadcasting system.

When it is desired to display such program-associated information as program chart on a predetermined display zone of a display screen, e.g., a television display screen, if a display zone necessary for full display of all the display data is larger than the predetermined display zone, then all the display data cannot be fully displayed on the limited display zone. For this reason, there disadvantageously occurs such a situation that part of the originally-displayable information is missing.

SUMMARY OF THE INVENTION

It is therefore a major object of the present invention to display the entire display data on specific information selected by a viewer or to add an information correcting display when the display data is missing to thereby allow the information of the display data to be presented within a limited display zone of a display screen.

Another object of the present invention is to eliminate the need for newspapers and magazines carrying program-associated information.

In accordance with an aspect of the present invention, there is provided a broadcasting and communication receiver apparatus which comprises a receiver means for receiving at least program-associated information including title, start and end times of a broadcast program together with a video signal and a audio signal; a decoder means for decoding the program-associated information from the received signal; a screen display means for processing and displaying the decoded program-associated information on a display screen; a command receiver means for receiving an input signal from a remote controller or from a key or keys provided to a main body of the receiver apparatus; and a display controller means for controlling the display screen based on the input signal.

BRIEF DESCRIPTION OF THE DRAWINGS

Preferred embodiments of the present invention will now be described in conjunction with the accompanying drawings, in which;

FIG. 1 is a block diagram of a multiplex system of an analog broadcasting type;

FIG. 2 is a block diagram of a multiplex system of a digital broadcasting type;

FIG. 3 is a block diagram of a broadcasting and communication receiver apparatus in accordance with a first embodiment of the present invention;

FIG. 4 is an example of a display screen for display of program-associated information for explaining the present invention;

FIG. 5 is a first example of the program-associated information display screen in FIG. 3;

FIG. 6 is a second example of the program-associated information display screen in FIG. 3;

FIG. 7 is a block diagram of a broadcasting and communication receiver apparatus in accordance with a second embodiment of the present invention;

FIG. 8 is a third example of a display screen for display of program-associated information in FIG. 7; and

FIG. 9 is a fourth example of the program-associated information display screen in FIG. 7.

DESCRIPTION OF THE PREFERRED EMBODIMENTS

Embodiments of the present invention will be explained with reference to the accompanying drawings.

FIG. 3 is a block diagram of a broadcasting and communication receiver apparatus in accordance with an embodiment of the present invention, which includes an input terminal **101** for input of broadcasting and communication signals from an external antenna or the like, a separator or demultiplexer **102** for extracting any one of video and audio signals and program-associated information signal from the received signal, a A/V decoder **103** for decoding the video and audio signals to reproduce original image and original audio, an image multiplexer **104** for multiplexing the video signal and such graphics as characters, a television display **105**, a command receiver **106** for receiving a user input, an information decoder **107** for decoding the transmitted program-associated information, a program-associated information buffer **108** for holding therein the decoded program-associated information, a control micro-computer **110** containing the above elements **106** to **109**, an input data amount calculator **111** for calculating the amount of display data received from the information buffer, displayable-data amount calculator **113** for calculating the number of character rows capable of being displayed on the display screen, a comparator **112** for comparing the amount of input data with the amount of displayable data, a display data setter **114** for setting character rows to be displayed, and a display controller **109** containing the above elements **111** to **114** for controlling the image multiplexer. Further included in the broadcasting and communication receiver apparatus are a receiver **118** for receiving broadcasting and communication signals and a decoder **119** for decoding the received signals.

In FIG. 3, a signal applied to the input terminal **101** is sent to the demultiplexer **102** through the receiver **118** and decoder **119**. The demultiplexer **102** extracts video and audio signals from the received signal and sends them to the A/V decoder **103**. Similarly, the demultiplexer **102** also extracts program-associated information from the received signal and sends it to the information decoder **107** of the control micro-computer **110**. Program-associated information decoded by the information decoder **107** is sent to the program-associated information buffer **108**.

When a signal indicative of a request of displaying the program-associated information is input to the command receiver **106**, the program-associated information held in the program-associated information buffer **108** is sent to the input data amount calculator **111** of the display controller **109**. The comparator **112** of the display controller **109** compares the number of character rows calculated by the input data amount calculator **111** with the number of displayable character rows calculated by the displayable-data amount calculator **113**, and sends its comparison result and the input data to the display data setter **114** for setting of the display characters. The display controller **109** controls the image multiplexer **104** in such a manner that the image multiplexer **104** multiplexes the display data received from the display data setter **114** and the video signal received from the A/V decoder **103** and displays it on the television display **105**.

When the number of character rows of the input data is larger than the number of displayable character rows, the display data setter **114** sends as display data to the image multiplexer **104** the displayable character rows of the input data with a symbol indicative of omission added to the tail of last one of the character rows thereof.

Shown in FIG. 4 is an example of a display screen for display of program-associated information for explaining the present invention, in which reference numeral **201** denotes a program start time, numeral **202** denotes a program end time, and **203** denotes a program title. In the

example of the program-associated information display screen of FIG. 4, the start and end times **201** and **202** and title **203** of the program are arranged in a row to express its program broadcasting schedule, but a display zone for displaying the program title **203** is too narrow to display all the program title **203** on the screen until its very end.

In particular, when the system is required to express in Japanese (Kanji), it is necessary to make large the size of Kanji characters for its expression, which results in that the number of character rows displayable within the display zone is decreased and thus all the display data cannot be fully displayed.

FIG. 5 is a first example of the program-associated information display screen in FIG. 3. In FIG. 5, numeral **301** denotes an omission symbol indicative of the fact that a tail part of the display data is omitted.

In the case of the program-associated information display screen of FIG. 4, it is impossible to judge whether the display data such as the program title is fully displayed to its very end or displayable character rows alone of the display data are displayed. In the case of the program-associated information display screen of FIG. 5, on the other hand, when displayable character rows alone of the display data are displayed, the omission symbol **301** indicative of omission of the tail part of the display data is attached to the last tail of the display character row, whereby a viewer can clearly know it. Although “. . .” has been employed as the omission symbol in the program-associated information data screen of FIG. 5, another suitable symbol may be used as necessary. Further, contents to be displayed is not limited to such program-associated information as the program start time **201**, program end time **202** and program title **203**, but other information may be allowed.

FIG. 6 shows a second example of the program-associated information display screen in FIG. 3, in which numeral **401** denotes a first display zone made up of n program display areas $401_1, 401_2, \dots, 401_{n-1},$ and $401_n,$ **402** denotes a second display zone, **403** denotes a cursor for selecting either one of the n program display areas $401_1, 401_2, \dots, 401_{n-1}$ in the first display zone, and **404** denotes a display zone in which a plurality (1, . . . , and n) of the first display zones **401** are arranged.

Displayed on the first display zone **401** is at least part of display data including program title. Displayed on the second display zone **402** are the same display data including program titles as displayed on the first display zone **401** fully without any omission. The cursor **403**, in response to a user input signal, selects desired one of the n program display areas in the first display zone **401**. In this way, since the operation of the cursor **403** causes the user to arbitrarily select the specific first display zone **401** (for example, **4011**) from the first display zone **401** arranged in the alternative display zone **404**, all the display data including program title required by the user can be fully displayed without any omission.

Since only the display data required by the user are displayed without any omission on the second display zone **402** and display data are displayed with an omission symbol on the first display zone **401**; more first display zones can be displayed within the alternative display zone **404**.

Turning to FIG. 7, there is shown a block diagram of a broadcasting and communication receiver apparatus in accordance with a second embodiment of the present invention, which includes a time information discriminator **115** for discriminating time information of input data, a display time band setter **117** for setting a time band of a

program chart to be displayed on the display screen, and a time information comparator **116** for comparing the time information of the input data with the time band of the program chart. Other constituent elements are the same as those in FIG. 3.

When a signal indicative of a request of displaying program-associated information on the display screen is input to the command receiver **106**, the program-associated information hold in the program-associated information buffer **108** is sent therefrom to the time information discriminator **115** of the display controller **109**. The time information comparator **116** of the display controller **109** compares the time information discriminated by the time information discriminator **115** with the display time band set by the display time band setter **117**, and sends its comparison result and the input data to the display data setter **114** where their display format is set. The display controller **109** controls the image multiplexer **104** and composes the display data received from the display data setter and the video signal received from the A/V decoder **103** to display it on the television display **105**.

The above program-associated information display screen has such a display format that uses at least character string in each information field and background, that is, shows such a program chart indicative of program broadcasting schedule that a program start time is given at the left end of each program name field and a program end time is given at the right end of each information field.

When the time information of the input data is judged to be out of a display time band range, the display data setter **114** modifies the shape of the left or right end of the display data and sends it to the image multiplexer **104**. The display data setter **114** modifies the shape of the left or right end of the program name field to clearly indicate that the start or end time of the program is located out of the time band range of the program chart being displayed.

FIG. 8 shows a third example of the program-associated information display screen in FIG. 7, which includes a channel number column **501**, a time scale column **502**, first program name display column **503** indicative of n-channel program display zones $503_1, 503_2, \dots, 503_{n-1}$ and 503_n , a second program name display column **504**, a continuation display pattern **505** indicative of the fact that a program broadcast start or end time is located out of the program chart being displayed, and a program name alternative column **506** in which a plurality (n=1, . . .) of the first program name display columns **503** are arranged.

In the program display screen, abscissa denotes time, a display start position of the first program name display column **503** in the horizontal direction indicates a broadcast start time, and its horizontal length indicates a program broadcast duration. A measure of time is expressed in the time scale column **502**.

Further, ordinate indicates broadcast channel. Displayed on the channel number column **501** are channel numbers of broadcasting stations, names or logo marks of the broadcasting stations.

The user operates the cursor **403** using a remote controller or a key or keys provided on the main body of the receiver apparatus to select one of the first program name display columns $503_1, 503_2, \dots$ and 503_n displayed within the program name alternative column **506**. The selected first program name display column **503** is also displayed in the second program name display column **504**. More specifically, at least part of the program title is displayed on the first program name display column **503**, whereas, all the

program title is wholly displayed without any omission on the second program name display column **504**.

The broadcast start time, broadcast duration or broadcast end time of a program is expressed based on a measure of a time displayed in the time scale column **502**. However, when the program broadcast duration is longer than a duration expressible on the program chart screen or when the program broadcast start or end time is located out of the time band expressed in the program chart being displayed, it is impossible to express the program broadcast start or end time within the program chart display screen. For the purpose of expressing that the program broadcasting starts with a time earlier than the time band being displayed or that the program broadcasting ends in a time later than the time band being displayed; the continuation display pattern **505** is used.

By using the continuation display pattern **505**, when the broadcast duration is overlapped as located ahead or behind the time band being displayed, it is possible to express that the broadcast start or end time is out of the time band being displayed.

Shown in FIG. 9 is a fourth example of the program-associated information display screen in FIG. 7, which includes a third time information display column **601**.

On the program display screen, the third time information display column **601** is provided within the program-associated information display screen to express therein broadcast start and end times of a program. Therefore, when the program broadcast duration is longer than a duration displayable on the program display screen so that the program broadcast start or time cannot be expressed within the time scale column **502** of the program chart screen; it is possible to clearly display the broadcast start and end times, i.e., the time information of the received program-associated information without any omission.

The time information display column **601** may be an independent display zone or may be provided within the second program name display column **504** to be expressed together with the program title.

Although explanation has been made in connection with the program display screen based on the digital broadcasting system in the present embodiment, the present invention is not limited to the specific digital broadcasting system but may be applied to such a broadcasting system that the program-associated information is transmitted as multiplexed to the conventional analog television broadcasting system. Further, the present invention is not restricted to the program chart display screen but may be applied to other general display one.

In accordance with the present invention, there can be provided, when it is desired to display information associated with an item selected condition, a program-associated information display screen of a broadcasting and communication receiver apparatus, on which all display data of the program-associated information received by the receiver apparatus are fully displayed without any omission.

Further, the user can eliminate the need for purchasing newspapers or magazines carrying the program-associated information.

What is claimed is:

1. A broadcasting and communication receiver apparatus comprising:

receiver means for receiving program-associated information including a title, a start time, and an end time of a broadcast program together with a video signal and an audio signal;

7

decoder means for decoding the program-associated information from the received signal;

display means for displaying the decoded program-associated information on a display screen;

command receiver means for receiving an input signal from a remote controller or from a key or keys provided to a main body of the receiver apparatus; and

display controller means for controlling the display screen based on the input signal;

wherein a first display zone in which a plurality of character strings are displayed is provided in the display screen of the program-associated information; and

wherein the display controller means includes data quantity comparator means for comparing a magnitude of the first display zone with a quantity of display data and, when the display data quantity is judged to be larger than the first display zone, a displayable part of the character string of the display data as well as a symbol indicative of omission and attached to a last tail part of the character string are displayed.

2. A broadcasting and communication receiver apparatus as set forth in claim 1, wherein, in addition to the first display zone, a second display zone larger in the number of displayable characters than the first display zone is provided; and

wherein the display controller means allows all the display data to be displayed in the second display zone.

3. A broadcasting and communication receiver apparatus as set forth in claim 2, wherein information displayed in the second display zone is the same as information of a specific first display zone selected based on a user input.

4. A broadcasting and communication receiver apparatus comprising:

receiver means for receiving program-associated information including a title, a start time, and an end time of a broadcast program together with a video signal and an audio signal;

decoder means for decoding the program-associated information from the received signal;

display means for displaying the decoded program-associated information on a display screen;

command receiver means for receiving an input signal from a remote controller or from a key or keys provided to a main body of the receiver apparatus; and

display controller means for controlling the display screen based on the input signal;

wherein the program-associated information display screen having the program-associated information displayed thereon includes at least

a first program name field indicative of a title of a program,

a channel number field indicative of a channel number, and a time scale field indicative of a time being displayed;

wherein each of the first program name field, the channel number field, and the time scale field has a display format that uses at least a character string and a background;

8

wherein the first program name field, the channel number field, and the time scale field form a program chart indicative of program broadcast schedules;

wherein one end of the first program name field indicates a program start time and another end of the first program name field indicates a program end time; and

wherein the display controller means includes data amount comparator means for comparing a size of the first program name field with an amount of program name data and, when the data amount comparator means judges that the amount of program name data is larger than the size of the first program name field, the display controller means causes a displayable character string of display data as well as a symbol indicative of omission and attached to a last tail part of the character string to be displayed.

5. A broadcasting and communication receiver apparatus as set forth in claim 4, wherein the program-associated information display screen further includes, in addition to the first program name field, a second program name field larger in the number of displayable characters than the first program name field; and

wherein the display controller means causes all the program name data to be displayed in the second program name field.

6. A broadcasting and communication receiver apparatus as set forth in claim 5, wherein information displayed in the second program name field is the same as information of a specific first program name field.

7. A broadcasting and communication receiver apparatus as set forth in claim 4, wherein the display controller means further includes time comparator means for comparing a program broadcast start time and a program broadcast end time to be displayed in the first program name field with a time band to be displayed in the time scale field and, when the time comparator means judges that the program broadcast start time or the program broadcast end time is out of the time band to be displayed in the time scale field, the display controller means changes a shape of a left end or a right end of the background of the first program name field to a continuation display pattern.

8. A broadcasting and communication receiver apparatus as set forth in claim 5, wherein the program-associated information display screen further includes a time information field for displaying therein time information including a start time and an end time of a selected program.

9. A broadcasting and communication receiver apparatus as set forth in claim 7, wherein the program-associated information display screen further includes a time information field for displaying therein time information including a start time and an end time of a selected program.

10. A broadcasting and communication receiver apparatus as set forth in claim 8, wherein the time information field is provided in the second program name field.

11. A broadcasting and communication receiver apparatus as set forth in claim 9, wherein the time information field is provided as an independent field in the program-associated information display screen.

* * * * *