



(19) **United States**

(12) **Patent Application Publication**
LOPEZ

(10) **Pub. No.: US 2019/0314237 A1**

(43) **Pub. Date: Oct. 17, 2019**

(54) **WALKING AND SOCK ASSISTING DEVICE**

(52) **U.S. Cl.**

(71) Applicant: **Anthony Raymond LOPEZ**,
Middleburg, FL (US)

CPC *A61H 3/00* (2013.01); *A61H 2201/0192*
(2013.01); *A61H 2201/0157* (2013.01); *A47G*
25/907 (2013.01)

(72) Inventor: **Anthony Raymond LOPEZ**,
Middleburg, FL (US)

(57) **ABSTRACT**

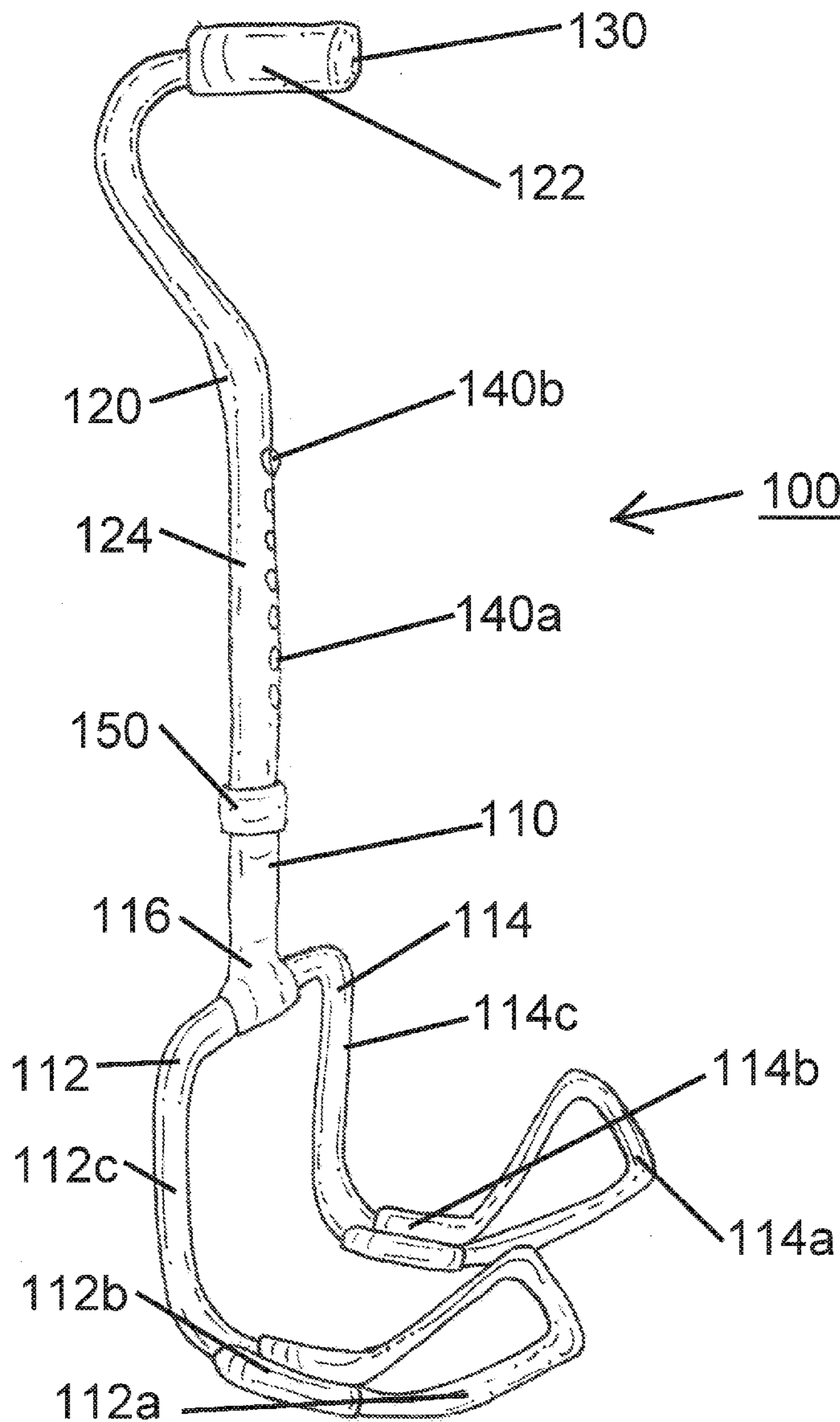
(21) Appl. No.: **15/950,561**

A walking and sock assisting device comprising a lower portion and an upper portion. The lower portion comprises a left prong, a right prong, and a lower stem. The left prong comprises a left sock end, a left base, and a left stem end. The right prong comprises a right sock end, a right base, and a right stem end. The upper portion comprises a handle and an upper stem. The left stem end is coupled to the lower stem. The right stem end is coupled to the lower stem. The left sock end and the right sock end are configured to accept a sock. The left sock end and the right sock end are configured to expand the sock to allow a wearer to place a foot into the sock.

(22) Filed: **Apr. 11, 2018**

Publication Classification

(51) **Int. Cl.**
A61H 3/00 (2006.01)
A47G 25/90 (2006.01)



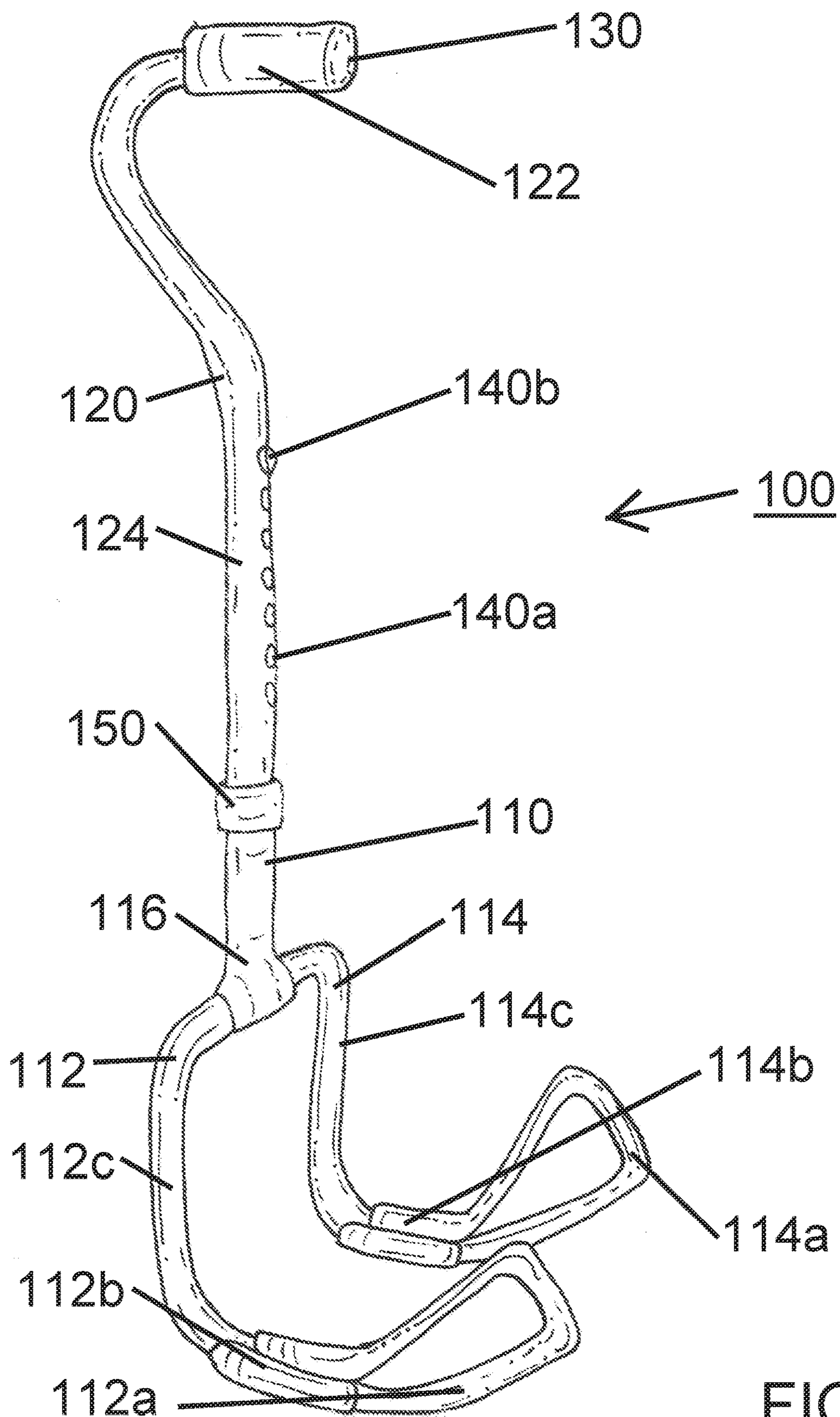


FIG. 1

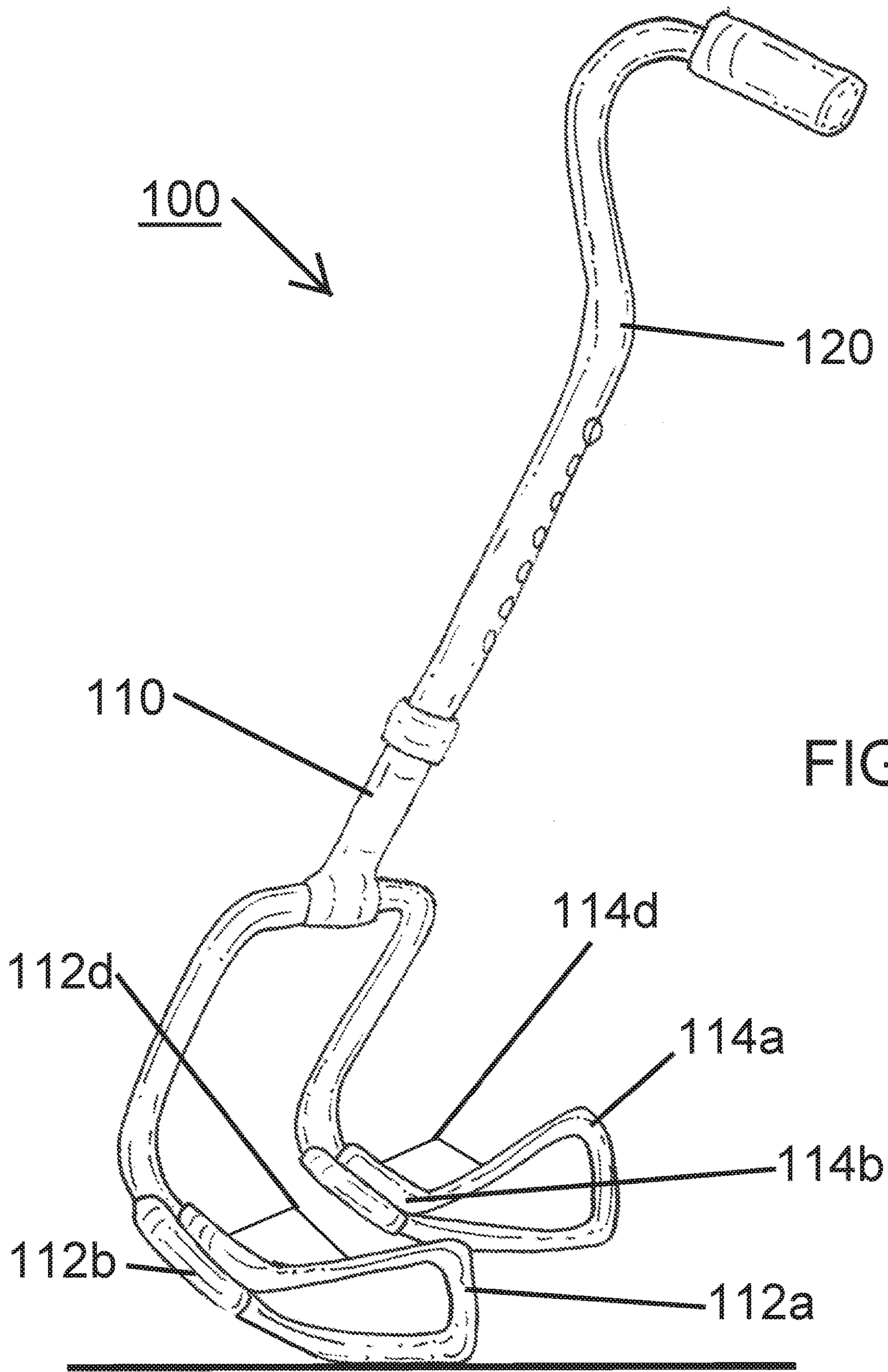


FIG. 2

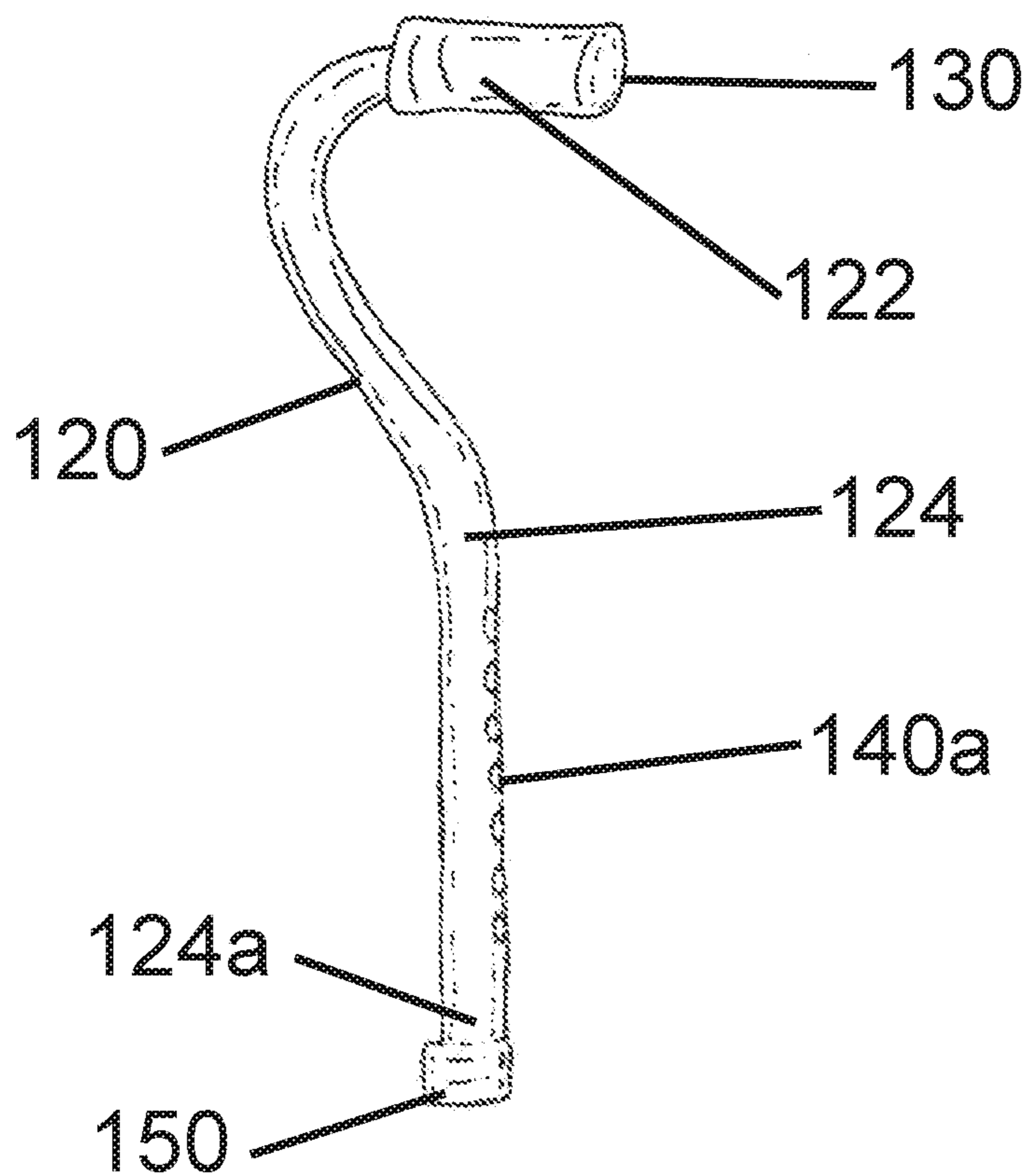
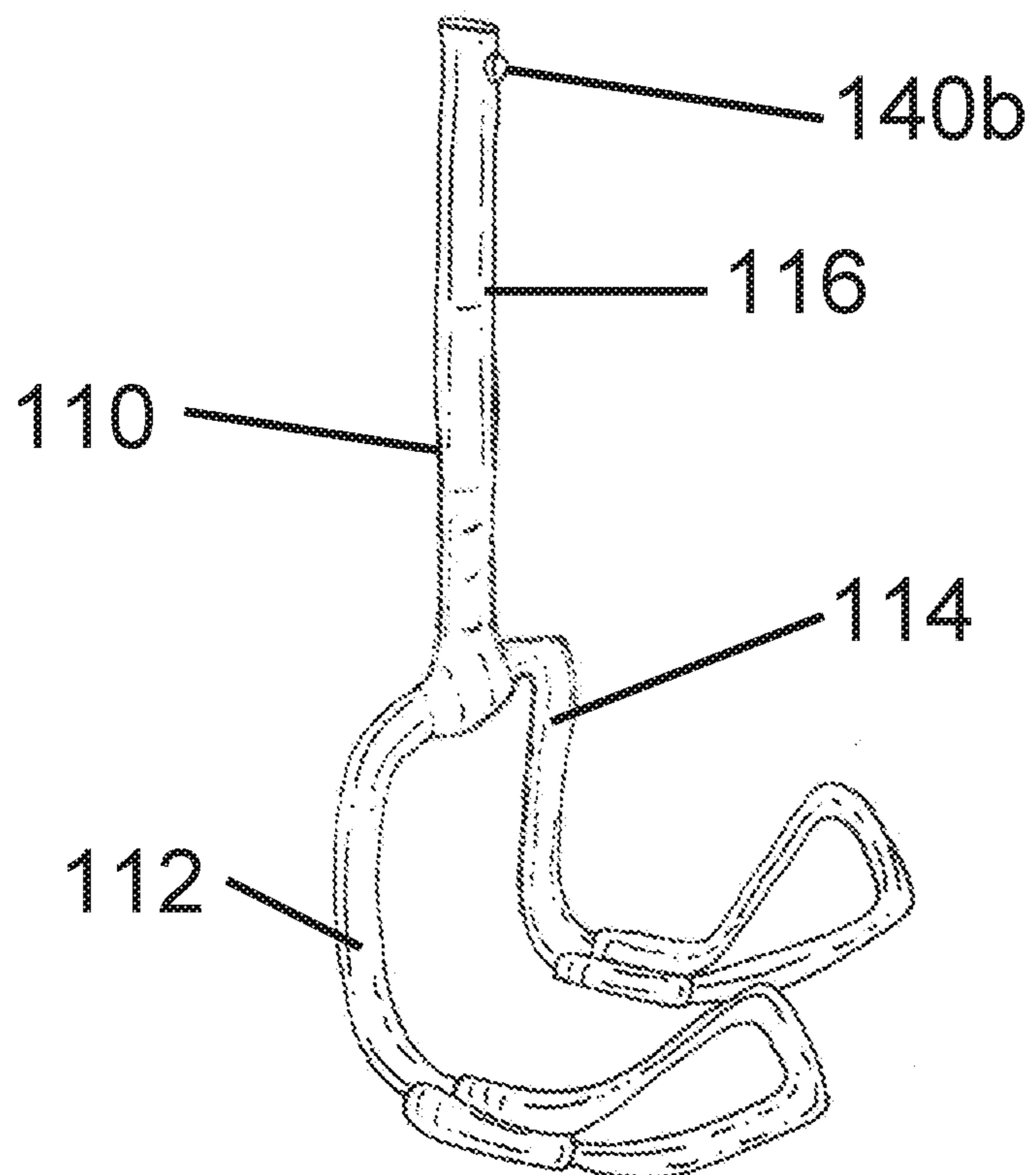
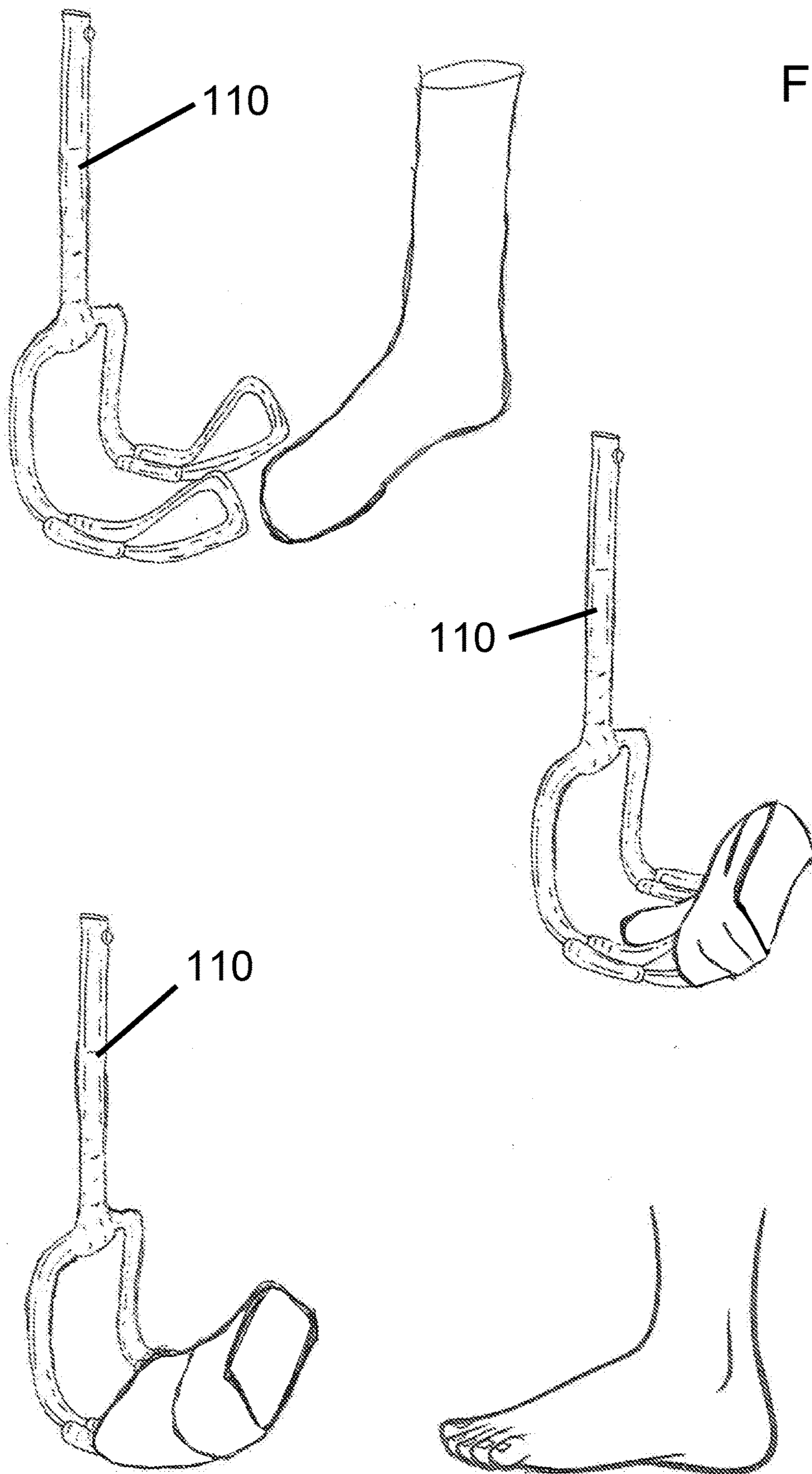


FIG. 3





WALKING AND SOCK ASSISTING DEVICE**CROSS-REFERENCE TO RELATED APPLICATIONS**

[0001] Not Applicable

STATEMENT REGARDING FEDERALLY SPONSORED RESEARCH OR DEVELOPMENT

[0002] Not Applicable

REFERENCE TO SEQUENCE LISTING, A TABLE, OR A COMPUTER PROGRAM LISTING COMPACT DISC APPENDIX

[0003] Not Applicable

BACKGROUND OF THE INVENTION

[0004] The present invention is related to walking assisting devices and sock assisting devices. Some sock wearers may have difficulty putting on their socks due to a variety of reasons, including, but not limited to, lack of flexibility, injury, illness, age, or other reasons. For example, the sock wearer may have a back injury that prevents the sock wearer from bending without discomfort. The present invention assists the sock wearers in putting on their socks.

BRIEF SUMMARY OF THE INVENTION

[0005] An object of the present invention is a walking and sock assisting device comprising a lower portion and an upper portion. The lower portion comprises a left prong, a right prong, and a lower stem. The left prong comprises a left sock end, a left base, and a left stem end. The right prong comprises a right sock end, a right base, and a right stem end. The upper portion comprises a handle and an upper stem. The left stem end is coupled to the lower stem. The right stem end is coupled to the lower stem. The left sock end and the right sock end are configured to accept a sock. The left sock end and the right sock end are configured to expand the sock to allow a wearer to place a foot into the sock.

[0006] In another object of the present invention, the lower portion and the upper portion are integrally formed.

[0007] In yet another object of the present invention, the right prong further comprises a right prong angle formed between the right sock end and the right base; and, the left prong further comprises a left prong angle formed between the left sock end and the left base.

[0008] In another object of the present invention, the right prong angle is from 110 degrees to 155 degrees; and, the left prong angle is from 110 degrees to 155 degrees.

[0009] In yet another object of the present invention, the right prong angle is 110 degrees; and, the left prong angle is 110 degrees.

[0010] In another object of the present invention, the right prong angle is 135 degrees; and, the left prong angle is 135 degrees.

[0011] In yet another object of the present invention, the right prong angle is 155 degrees; and, the left prong angle is 155 degrees.

[0012] In another object of the present invention, the walking and sock assisting device further comprises a grip. The grip is coupled to the handle.

[0013] In yet another object of the present invention, the lower portion is removably attached to the upper portion. The walking and sock assisting device further comprises a means for removably attaching the lower portion to the upper portion.

[0014] In another object of the present invention, the means for removably attaching the lower portion to the upper portion comprises a plurality of apertures on the upper stem; and, a resilient locking button on the lower stem. The resilient locking button is adapted to be releasably engaged to each of the plurality of apertures.

[0015] In yet another object of the present invention, the walking and sock assisting device further comprises a stabilizer. The upper stem comprises a connector end. The stabilizer is coupled to the connector end.

BRIEF DESCRIPTION OF THE SEVERAL VIEWS OF THE DRAWING

[0016] The advantages and features of the present invention will be better understood as the following description is read in conjunction with the accompanying drawings, wherein:

[0017] FIG. 1 is a perspective view of an embodiment of the present invention.

[0018] FIG. 2 is a perspective view of an embodiment of the present invention.

[0019] FIG. 3 is an exploded view of an embodiment of the present invention.

[0020] For clarity purposes, all reference numerals may not be included in every figure.

DETAILED DESCRIPTION OF THE INVENTION

[0021] The figures illustrate various embodiments of a walking and sock assisting device **100** comprising a lower portion **110** and an upper portion **120**. The lower portion **110** comprises a left prong **112**, a right prong **114**, and a lower stem **116**. The left prong **112** comprises a left sock end **112a**, a left base **112b**, and a left stem end **112c**. The right prong **114** comprises a right sock end **114a**, a right base **114b**, and a right stem end **114c**. The upper portion **120** comprises a handle **122** and an upper stem **124**. The left stem end **112c** is coupled to the lower stem **116**. The right stem end **114c** is coupled to the lower stem **116**. The left sock end **112a** and the right sock end **114a** are configured to accept a sock. The left sock end **112a** and the right sock end **114a** are configured to expand the sock to allow a wearer to place a foot into the sock.

[0022] As illustrated, both the left sock end **112a** and the right sock end **114a** are configured to accept a sock, where a wearer or someone assisting the wearer may slide a sock inside-out over the left sock end **112a** and the right sock end **114a** until the inside of closed toe tip of the sock is visible. This allows the wearer to place her toes in the toe tip and the walking and sock assisting device **100** is moved towards the ankle, then up towards the knee until the sock is in place over the wearer's foot and leg.

[0023] In some embodiments, the lower portion **110** and the upper portion **120** may be integrally formed.

[0024] In some embodiments, the lower portion **110** may be removably attached to the upper portion **120**. The walk-

ing and sock assisting device **100** may further comprise a means for removably attaching the lower portion **110** to the upper portion **120**.

[0025] In some embodiments, the means for removably attaching the lower portion **110** to the upper portion **120** may comprise a plurality of apertures **140a** on the upper stem **124** and a resilient locking button **140b** on the lower stem **116**. The resilient locking button **140b** may be adapted to be releasably engaged to each of the plurality of apertures **140b**. FIG. 3 illustrates the lower portion **110** separated from the upper portion **120**. FIGS. 1 and 2 illustrate the lower portion **110** removably attached from the upper portion **120**. The length of the walking and sock assisting device **100** may be adjusted to suit the comfort of the wearer by locking the resilient locking button **140b** the most appropriate aperture **140a** for the wearer.

[0026] Although the figures illustrate means for removably attaching the lower portion **110** to the upper portion **120** as utilizing a plurality of apertures **140a** on the upper stem **124** and a resilient locking button **140b** on the lower stem **116**, one of ordinary skill in the art understands that the scope of the present invention includes other means for removably attaching the lower portion **110** to the upper portion **120**. Such means include, but are not limited to, screw and thread, reusable pin and holes, and twist lock mechanisms.

[0027] In some embodiments, the walking and sock assisting device **100** may further comprise a stabilizer **150**. As illustrated in FIG. 3, the upper stem may comprise a connector end **124a**. The stabilizer **150** is coupled to the connector end **124a**. The stabilizer **150** may act to stabilize and strengthen the joint or connection between the lower portion **110** and the upper portion **120**.

[0028] In some embodiments, as illustrated in FIG. 2, the right prong **114** may further comprise a right prong angle **114d** formed between the right sock end **114a** and the right base **114b**; and, the left prong **112** may further comprise a left prong angle **112d** formed between the left sock end **112a** and the left base **112b**.

[0029] In some embodiments, the right prong angle **114d** may be from 110 degrees to 155 degrees. The left prong angle **112d** may be from 110 degrees to 155 degrees.

[0030] In some embodiments, the right prong angle **114d** is 110 degrees and the left prong angle **112d** is 110 degrees.

[0031] In some embodiments, the right prong angle **114d** is 135 degrees and the left prong angle **112d** is 135 degrees.

[0032] In some embodiments, the right prong angle **114d** is 155 degrees and the left prong angle **112d** is 155 degrees.

[0033] In some embodiments, the walking and sock assisting device **100** may further comprise a grip **130**. The grip **130** may be coupled to the handle **122**.

[0034] As illustrated in FIG. 1, the walking and sock assisting device **100** may stand on the left base **112b** and the right base **114b**. Alternatively, as illustrated in FIG. 2, the walking and sock assisting device **100** may stand on the left sock end **112a** and the right sock end **114a**. These alternatives allow for use of the walking and sock assisting device **100** by different the wearers based upon comfort for the wearer and ease of use of the walking and sock assisting device **100**. For example, when the wearer is seated and if the wearer's feet do not touch the ground, it may be more comfortable for the wearer and easier to use the walking and sock assisting device **100** if the walking and sock assisting device **100** is standing on the left base **112b** and the right

base **114b**, which situates the left sock end **112a** and the right sock end **114a** at an angle that may be better for the wearer to put on a sock.

[0035] The term "socks" include, but is not limited to, socks, hosiery, compression socks, nylons, stockings, compression stockings, legwear, leggings, breeches, leg warmers, and other garments worn directly on the feet and legs.

[0036] The lower portion **110** and the upper portion **120** of the walking and sock assisting device **100** may be made of a lightweight and strong material, including, but not limited to, metal and plastics. Furthermore, the lower portion **110** and the upper portion **120** may be tubular and/or hollow.

[0037] Although the left sock end **112a** and right sock end **114a** are illustrated as having square ends, one of ordinary skill in the art understands that the scope of the present invention includes the left sock end **112a** and right sock end **114a** having other shapes, such as being rounded.

[0038] In some embodiments, the left sock end **112a** and right sock end **114a** tapers towards the left base **112b** and right base **114b**, respectively. The tapering may aid in sliding and securing the sock onto the left sock end **112a** and right sock end **114a** when the wearer is putting the sock onto her foot.

[0039] In addition to assisting the wearer to put on socks, the walking and sock assisting device **100** may be used to assist the wearer while walking.

[0040] While the invention has been described with reference to exemplary embodiments, it will be understood by those skilled in the art that various changes, omissions, and/or additions may be made and equivalents may be substituted for elements thereof without departing from the spirit and scope of the invention. In addition, many modifications may be made to adapt a particular situation or material to the teachings of the invention without departing from the scope thereof. Therefore, it is intended that the invention not be limited to the particular embodiments disclosed as the best mode contemplated for carrying out this invention, but that the invention will include all embodiments falling within the scope of the appended claims. Moreover, unless specifically stated any use of the terms first, second, etc. do not denote any order or importance, but rather the terms first, second, etc. are used to distinguish one element from another.

1. A walking and sock assisting device comprising:

a lower portion comprising:

a left prong comprising:

a left sock end;

a left base; and,

a left stem end;

a right prong comprising:

a right sock end;

a right base; and,

a right stem end; and,

a lower stem; and,

an upper portion comprising:

a handle; and,

an upper stem;

wherein the left stem end is coupled to the lower stem;

wherein the right stem end is coupled to the lower stem;

wherein the left sock end is parallel to the right sock end;

wherein the left sock end and the right sock end are

configured to accept a sock; and,

wherein the left sock end and the right sock end are configured to expand the sock to allow a wearer to place a foot into the sock.

2. The walking and sock assisting device of claim 1 wherein the lower portion and the upper portion are integrally formed.

3. The walking and sock assisting device of claim 2, wherein the right prong further comprises a right prong angle formed between the right sock end and the right base; and,

wherein the left prong further comprises a left prong angle formed between the left sock end and the left base.

4. The walking and sock assisting device of claim 3, wherein the right prong angle is from 110 degrees to 155 degrees; and,

wherein the left prong angle is from 110 degrees to 155 degrees.

5. The walking and sock assisting device of claim 4, wherein the right prong angle is 110 degrees; and, wherein the left prong angle is 110 degrees.

6. The walking and sock assisting device of claim 4, wherein the right prong angle is 135 degrees; and, wherein the left prong angle is 135 degrees.

7. The walking and sock assisting device of claim 4, wherein the right prong angle is 155 degrees; and, wherein the left prong angle is 155 degrees.

8. The walking and sock assisting device of claim 4 further comprising a grip, wherein the grip is coupled to the handle.

9. The walking and sock assisting device of claim 1 wherein the lower portion is removably attached to the upper portion; and,

wherein the walking and sock assisting device further comprising a means for removably attaching the lower portion to the upper portion.

10. The walking and sock assisting device of claim 9 wherein the means for removably attaching the lower portion to the upper portion comprises:

a plurality of apertures on the upper stem; and,
a resilient locking button on the lower stem;

wherein the resilient locking button is adapted to be releasably engaged to each of the plurality of apertures.

11. The walking and sock assisting device of claim 10 further comprising a stabilizer; and,

wherein the upper stem comprises a connector end; and,
wherein the stabilizer is coupled to the connector end.

12. The walking and sock assisting device of claim 11, wherein the right prong further comprises a right prong angle formed between the right sock end and the right base; and,

wherein the left prong further comprises a left prong angle formed between the left sock end and the left base.

13. The walking and sock assisting device of claim 12, wherein the right prong angle is from 110 degrees to 155 degrees; and,

wherein the left prong angle is from 110 degrees to 155 degrees.

14. The walking and sock assisting device of claim 13, wherein the right prong angle is 110 degrees; and,
wherein the left prong angle is 110 degrees.

15. The walking and sock assisting device of claim 13, wherein the right prong angle is 135 degrees; and,
wherein the left prong angle is 135 degrees.

16. The walking and sock assisting device of claim 13, wherein the right prong angle is 155 degrees; and,
wherein the left prong angle is 155 degrees.

17. The walking and sock assisting device of claim 13 further comprising a grip, wherein the grip is coupled to the handle.

* * * * *