



US00D382296S

United States Patent [19]

Shinada et al.

[11] Patent Number: Des. 382,296

[45] Date of Patent: ***Aug. 12, 1997

[54] **INK CARTRIDGE FOR PRINTER**

[75] Inventors: **Satoshi Shinada; Takao Kobayashi; Seiji Mochizuki; Satoshi Fujioka**, all of Suwa, Japan

[73] Assignee: **Seiko Epson Corporation**, Tokyo-to, Japan

[*] Notice: The portion of the term of this patent subsequent to Apr. 8, 2011, has been disclaimed.

[**] Term: **14 Years**

[21] Appl. No.: **46,209**

[22] Filed: **Nov. 9, 1995**

[30] **Foreign Application Priority Data**

May 10, 1995 [JP] Japan 7-12956

[51] **LOC (6) Cl.** **18-02**

[52] **U.S. Cl.** **D18/56**

[58] **Field of Search** D18/12, 43, 56; 347/42-43, 86-87

[56] **References Cited**

U.S. PATENT DOCUMENTS

D. 279,581 7/1985 Juliana et al. D18/56

D. 314,973	2/1991	Yamamoto	D18/56
D. 330,216	10/1992	Mitcham	D18/56
D. 351,190	10/1994	Oshima et al.	D18/56
D. 365,596	12/1995	Miyazawa et al.	D18/56
4,156,244	5/1979	Erikson et al.	347/86
4,491,433	1/1985	Shiurila et al.	347/85
4,920,360	4/1990	Terasawa et al.	347/87
5,119,115	6/1992	Buat et al.	347/86
5,231,425	7/1993	Masuda et al.	347/87
5,314,257	5/1994	Cheng	D18/56

Primary Examiner—Cathy Anne MacCormac
Attorney, Agent, or Firm—Stroock & Stroock & Lavan

[57] **CLAIM**

The ornamental design for an ink cartridge for printer, as shown and described.

DESCRIPTION

FIG. 1 is a front perspective view of an ink cartridge for printer showing our new design; FIG. 2 is a front view thereof; FIG. 3 is a rear view thereof; FIG. 4 is a top plan view thereof; FIG. 5 is a right side view thereof; FIG. 6 is a left side view thereof; and, FIG. 7 is a bottom view thereof.

1 Claim, 3 Drawing Sheets

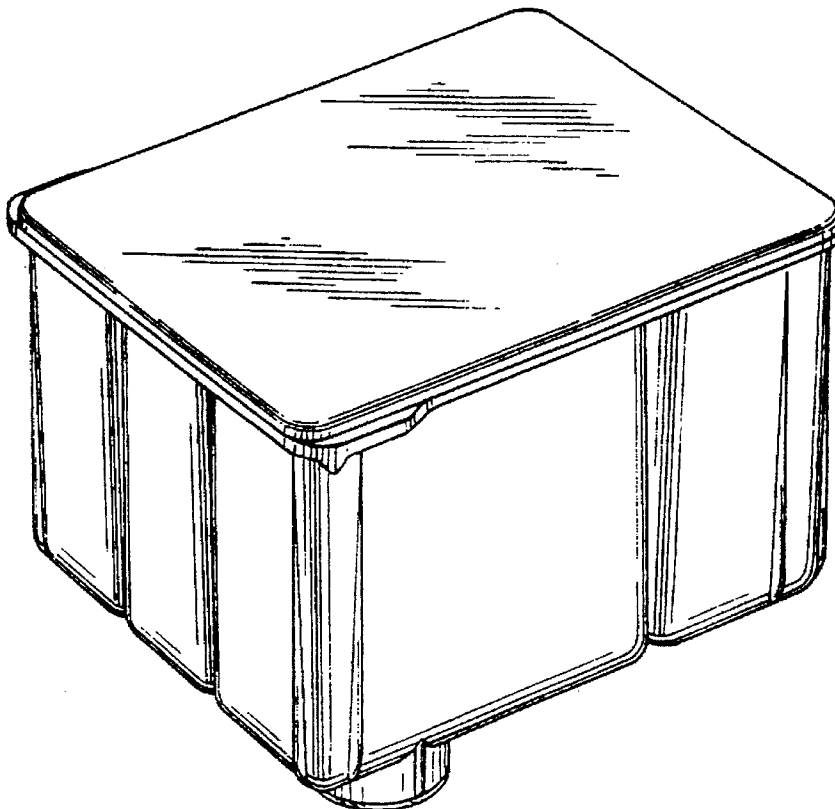


FIG. 1

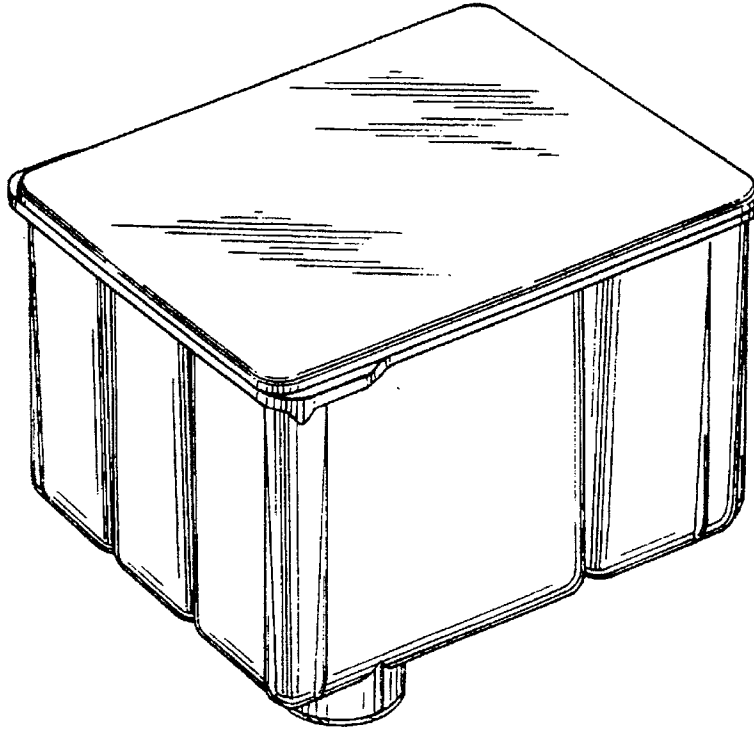


FIG. 2

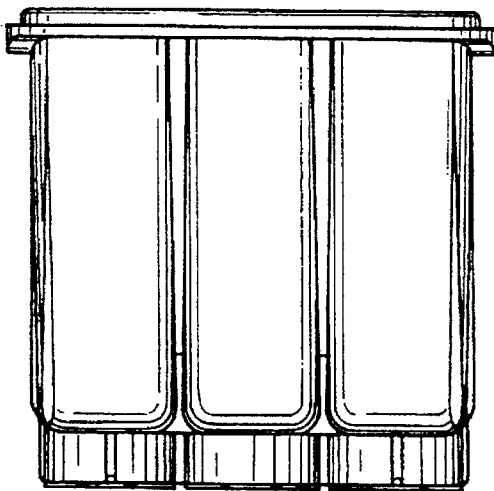


FIG. 3

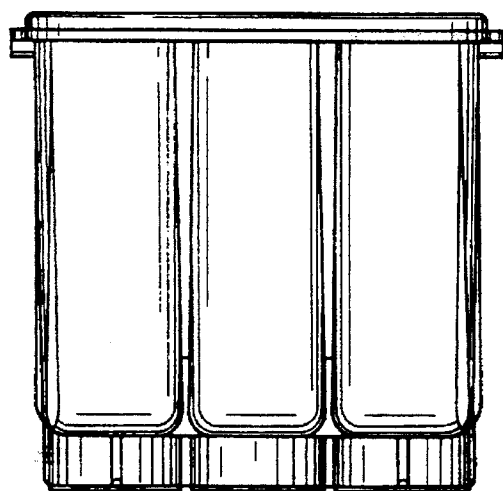


FIG. 4

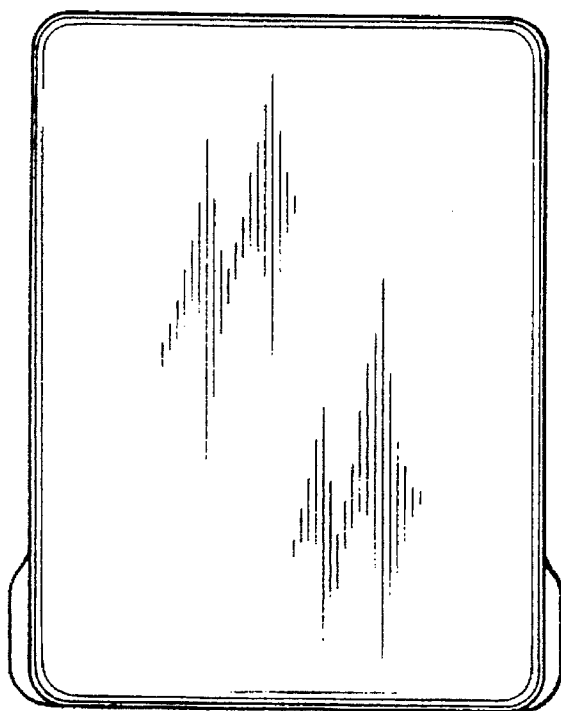


FIG. 5

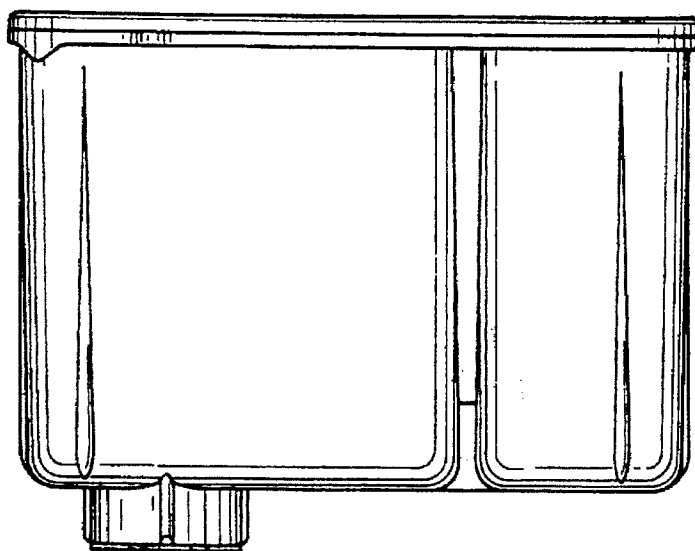


FIG. 6

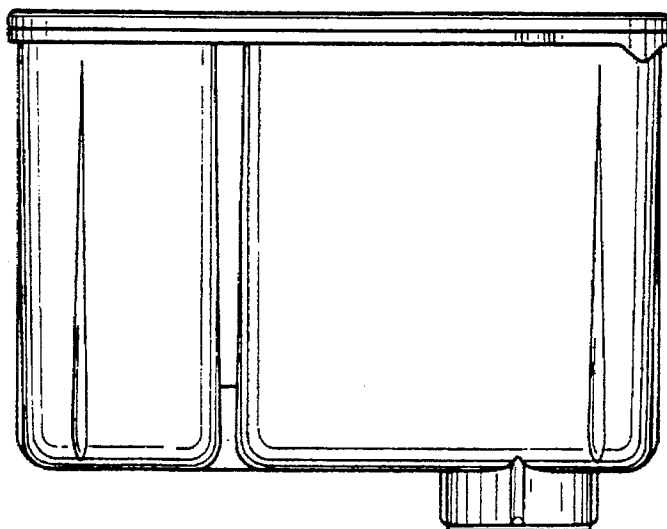


FIG. 7

