



US00D644359S

(12) **United States Design Patent**
Decker

(10) **Patent No.:** **US D644,359 S**
(45) **Date of Patent:** **** Aug. 30, 2011**

(54) **CANDLE HAVING A PLANAR WICK**
(75) Inventor: **DayNa M Decker**, Studio City, CA (US)
(73) Assignee: **Lumetique, Inc.**, Studio City, CA (US)
(**) Term: **14 Years**

1,961,920 A 6/1934 Arpin
2,015,383 A 9/1935 Konig et al.
2,107,054 A 2/1938 Haymond
D111,775 S * 10/1938 Seaver D26/6
2,241,167 A 5/1941 Storck
(Continued)

(21) Appl. No.: **29/367,021**
(22) Filed: **Aug. 2, 2010**

FOREIGN PATENT DOCUMENTS
EP 1245663 10/2002
(Continued)

Related U.S. Application Data

(63) Continuation of application No. 10/759,508, filed on Jan. 15, 2004, which is a continuation-in-part of application No. 10/300,695, filed on Nov. 19, 2002, now abandoned.
(51) **LOC (9) Cl.** **26-04**
(52) **U.S. Cl.** **D26/6**
(58) **Field of Classification Search** D26/6-10;
431/288-292
See application file for complete search history.

OTHER PUBLICATIONS
Firewood for Your Fireplace; Warren Donnelly; Oct. 1974; pp. 18,25,34,35,37,84,85,88-95.
(Continued)
Primary Examiner — Marcus Jackson
(74) *Attorney, Agent, or Firm* — Oblon, Spivak, McClelland, Maier & Neustadt, L.L.P.

(56) **References Cited**

U.S. PATENT DOCUMENTS

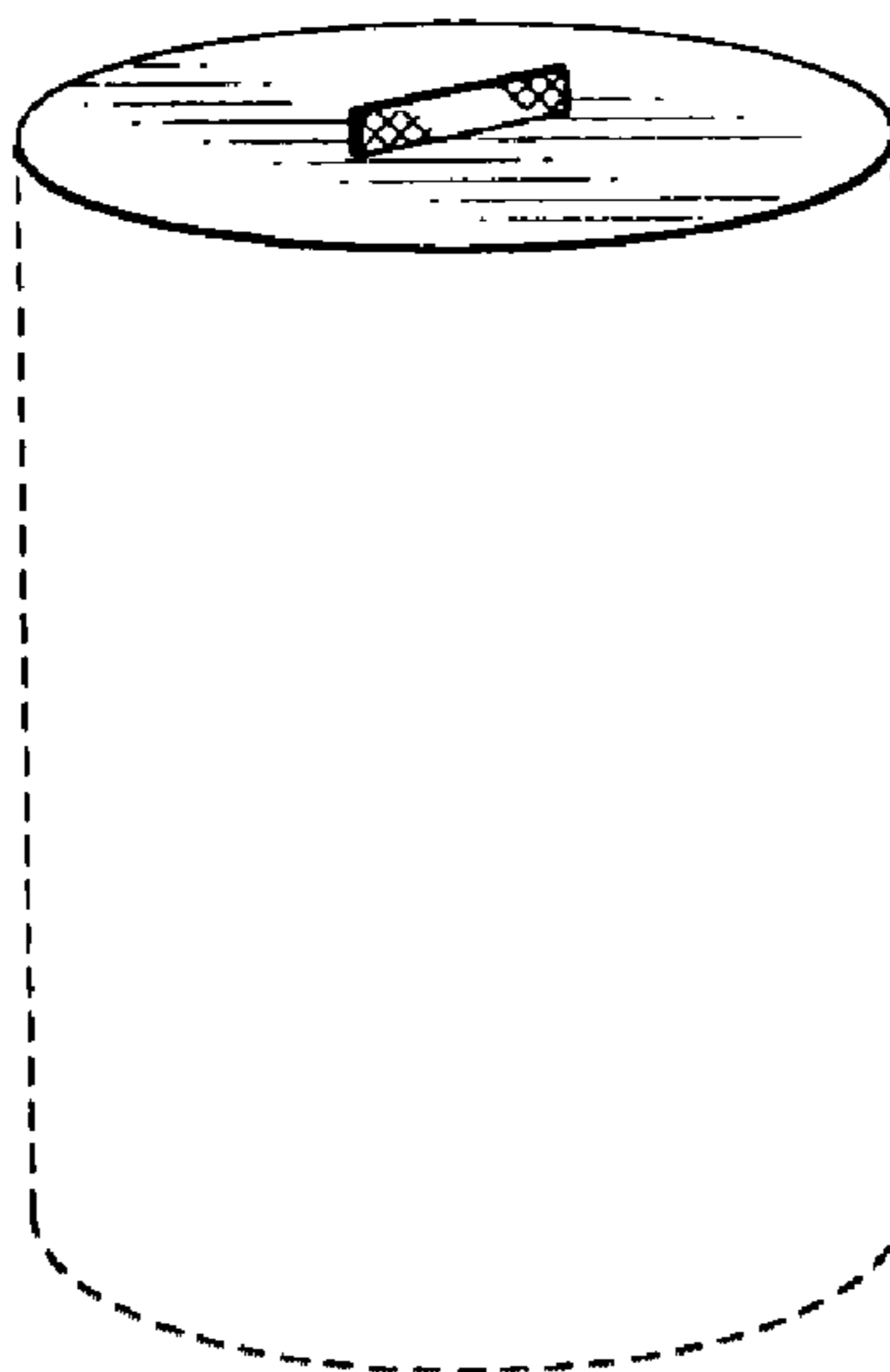
| | | |
|-------------|---------|----------|
| 59,839 A | 11/1866 | Hoard |
| 123,917 A | 2/1872 | Ladd |
| 170,158 A | 11/1875 | Cushing |
| 252,590 A | 1/1882 | Loper |
| 275,293 A | 4/1883 | Tisdale |
| 323,058 A | 7/1885 | Mitchell |
| 383,822 A | 5/1888 | Munger |
| 415,231 A | 11/1889 | Walters |
| 431,033 A | 7/1890 | Chapin |
| 436,509 A | 9/1890 | Walters |
| 827,066 A | 7/1906 | Hafner |
| 1,267,968 A | 5/1918 | Bulle |
| 1,576,205 A | 3/1926 | Mertens |
| 1,636,709 A | 7/1927 | Schmidt |
| 1,657,391 A | 1/1928 | Haney |
| 1,660,760 A | 2/1928 | Murphy |
| 1,831,902 A | 11/1931 | Brown |

(57) **CLAIM**
The ornamental design for a candle having a planar wick, as shown and described.

DESCRIPTION

FIG. 1 is a perspective view of a first embodiment of a candle having a planar wick;
FIG. 2 is a front elevation view thereof;
FIG. 3 is a side elevation view thereof;
FIG. 4 is top plan view thereof;
FIG. 5 is a perspective view of a second embodiment of a candle having a planar wick;
FIG. 6 is a front elevation view thereof;
FIG. 7 is a side elevation view thereof; and,
FIG. 8 is top plan view thereof.
The broken lines in the drawings depict environmental subject matter only and form no part of the claimed design.

1 Claim, 2 Drawing Sheets



US D644,359 S

Page 2

U.S. PATENT DOCUMENTS

| | | | | |
|-----------|-----|---------|-----------------|-------------|
| 2,324,753 | A | 7/1943 | Alexiade | |
| 2,373,512 | A | 4/1945 | Starner | |
| 2,464,361 | A | 3/1949 | Wilson | |
| D178,200 | S * | 7/1956 | McKenzie et al. | D26/6 |
| 2,809,512 | A | 10/1957 | Hartnett | |
| 3,039,283 | A | 6/1962 | Buscemi | |
| 3,175,876 | A | 3/1965 | Fredericks | |
| 3,286,492 | A | 11/1966 | Frazier, Jr. | |
| 3,367,758 | A | 2/1968 | Ambrose et al. | |
| 3,380,797 | A | 4/1968 | Summers | |
| 3,428,409 | A | 2/1969 | Summers | |
| 3,462,235 | A | 8/1969 | Summers | |
| 3,466,135 | A | 9/1969 | Summers | |
| 3,560,122 | A | 2/1971 | Cassar | |
| 3,706,523 | A | 12/1972 | Kumm | |
| 3,759,478 | A | 9/1973 | Schmitt et al. | |
| 3,998,922 | A | 12/1976 | Weiss | |
| 4,304,547 | A | 12/1981 | Buzil | |
| 4,381,914 | A | 5/1983 | Ferguson | |
| 4,477,249 | A | 10/1984 | Ruzek et al. | |
| 4,568,269 | A | 2/1986 | Lin | |
| 4,568,270 | A | 2/1986 | Marcus et al. | |
| 4,682,947 | A | 7/1987 | Luken, Jr. | |
| 4,696,640 | A | 9/1987 | Pitchford | |
| 4,725,286 | A | 2/1988 | Brame | |
| 4,804,323 | A | 2/1989 | Kim | |
| 4,855,098 | A | 8/1989 | Taylor | |
| 4,917,597 | A | 4/1990 | Henze | |
| 5,015,175 | A | 5/1991 | Lee | |
| 5,069,617 | A | 12/1991 | Lin | |
| 5,363,590 | A | 11/1994 | Lee | |
| 5,487,658 | A | 1/1996 | Lee | |
| 5,597,300 | A | 1/1997 | Wohl et al. | |
| 5,683,239 | A | 11/1997 | Cardosi | |
| 5,683,762 | A | 11/1997 | Banschick | |
| 5,772,424 | A | 6/1998 | Nokelainen | |
| 5,807,096 | A | 9/1998 | Shin et al. | |
| 5,830,245 | A | 11/1998 | Raddon | |
| 5,846,070 | A | 12/1998 | Kim et al. | |
| 5,879,153 | A | 3/1999 | Slejertin | |
| 5,967,769 | A | 10/1999 | Thompson | |
| 6,017,373 | A | 1/2000 | Frisch | |

| | | | | |
|--------------|-----|---------|------------------|-------------|
| 6,033,210 | A | 3/2000 | Freeman | |
| 6,063,144 | A | 5/2000 | Calzada et al. | |
| 6,068,472 | A | 5/2000 | Freeman et al. | |
| 6,074,199 | A | 6/2000 | Song | |
| 6,076,515 | A | 6/2000 | Smith | |
| 6,129,771 | A | 10/2000 | Ficke | |
| 6,214,295 | B1 | 4/2001 | Freeman | |
| 6,241,512 | B1 | 6/2001 | Freeman et al. | |
| 6,276,925 | B1 | 8/2001 | Varga | |
| D456,537 | S * | 4/2002 | Leeds | D26/6 |
| D458,394 | S * | 6/2002 | Leeds | D26/6 |
| 6,409,501 | B1 | 6/2002 | Pappas | |
| 6,419,713 | B1 | 7/2002 | Durand et al. | |
| 6,440,184 | B2 | 8/2002 | Noda et al. | |
| 6,454,561 | B1 | 9/2002 | Colthar et al. | |
| 6,471,899 | B2 | 10/2002 | Daiber et al. | |
| D466,632 | S * | 12/2002 | Lablaine | D26/6 |
| 6,554,448 | B2 | 4/2003 | Carpenter | |
| 6,568,934 | B1 | 5/2003 | Butler | |
| D481,142 | S * | 10/2003 | Leeds | D26/6 |
| 6,783,356 | B2 | 8/2004 | Hermanson | |
| 6,793,697 | B2 | 9/2004 | Sprules et al. | |
| 6,823,780 | B2 | 11/2004 | Vogt et al. | |
| 2001/0029003 | A1 | 10/2001 | Zou | |
| 2001/0043469 | A1 | 11/2001 | Carpenter et al. | |
| 2002/0018976 | A1 | 2/2002 | Zou | |
| 2003/0036028 | A1 | 2/2003 | Pesu et al. | |
| 2005/0037308 | A1 | 2/2005 | Decker | |

FOREIGN PATENT DOCUMENTS

| | | |
|----|---------|--------|
| FR | 2639356 | 5/1990 |
| FR | 2811676 | 1/2002 |

OTHER PUBLICATIONS

Swedish Patent No. 9903818; English language translation; Gunnar Ebeling; May 2, 2000; pp. 1a-7.
www.CLARLUSSP.com/candles/index.php, "Waxes: Candles."
 Internet printout on Jul. 6, 2006, 1 page.
www.wetestit.com/wax.htm, "Wax." Internet printout on Jul. 6, 2006, 3 pages.

* cited by examiner

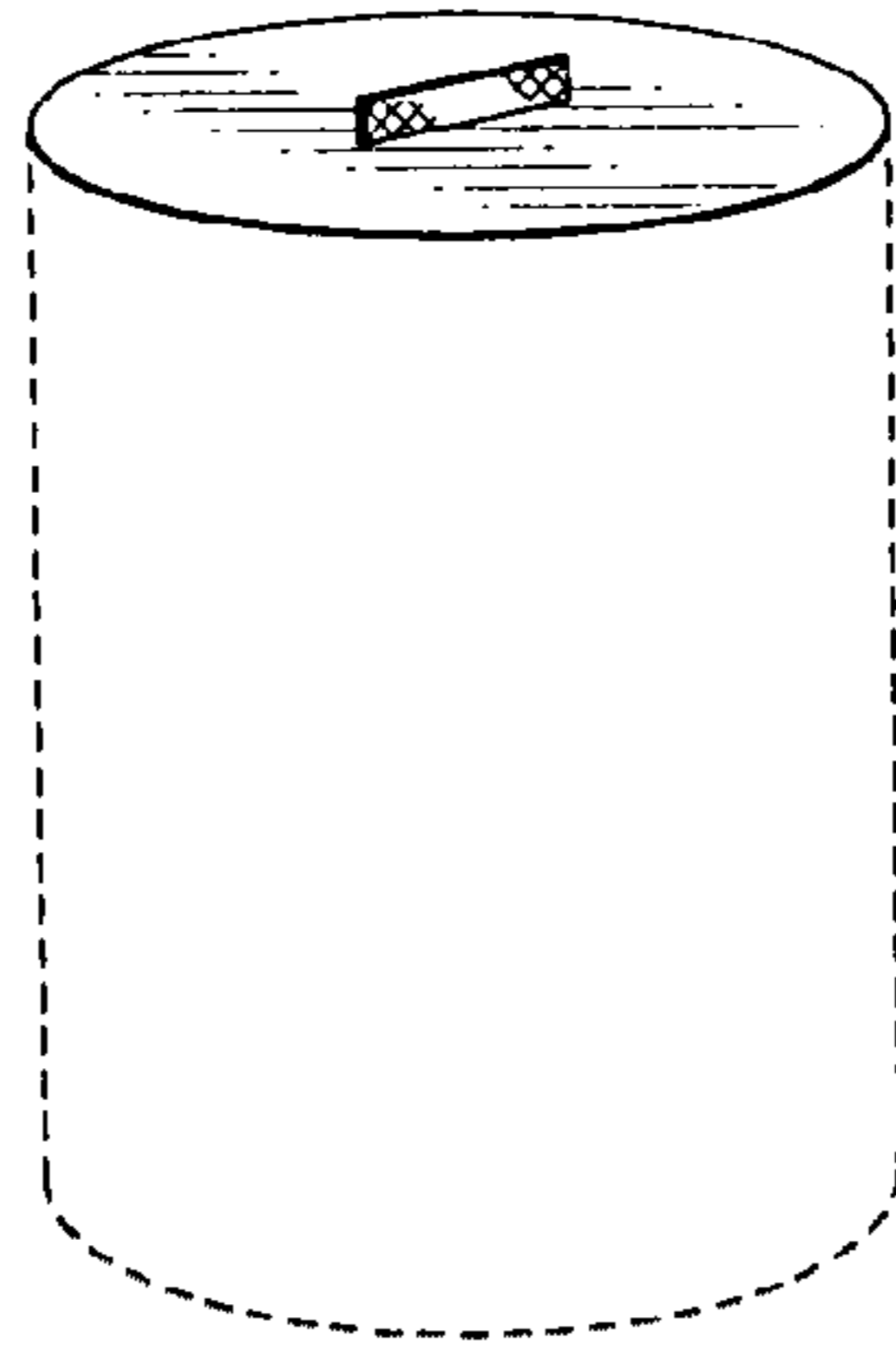


Fig. 1




Fig. 2




Fig. 3



Fig. 4




Fig. 5




Fig. 6




Fig. 7

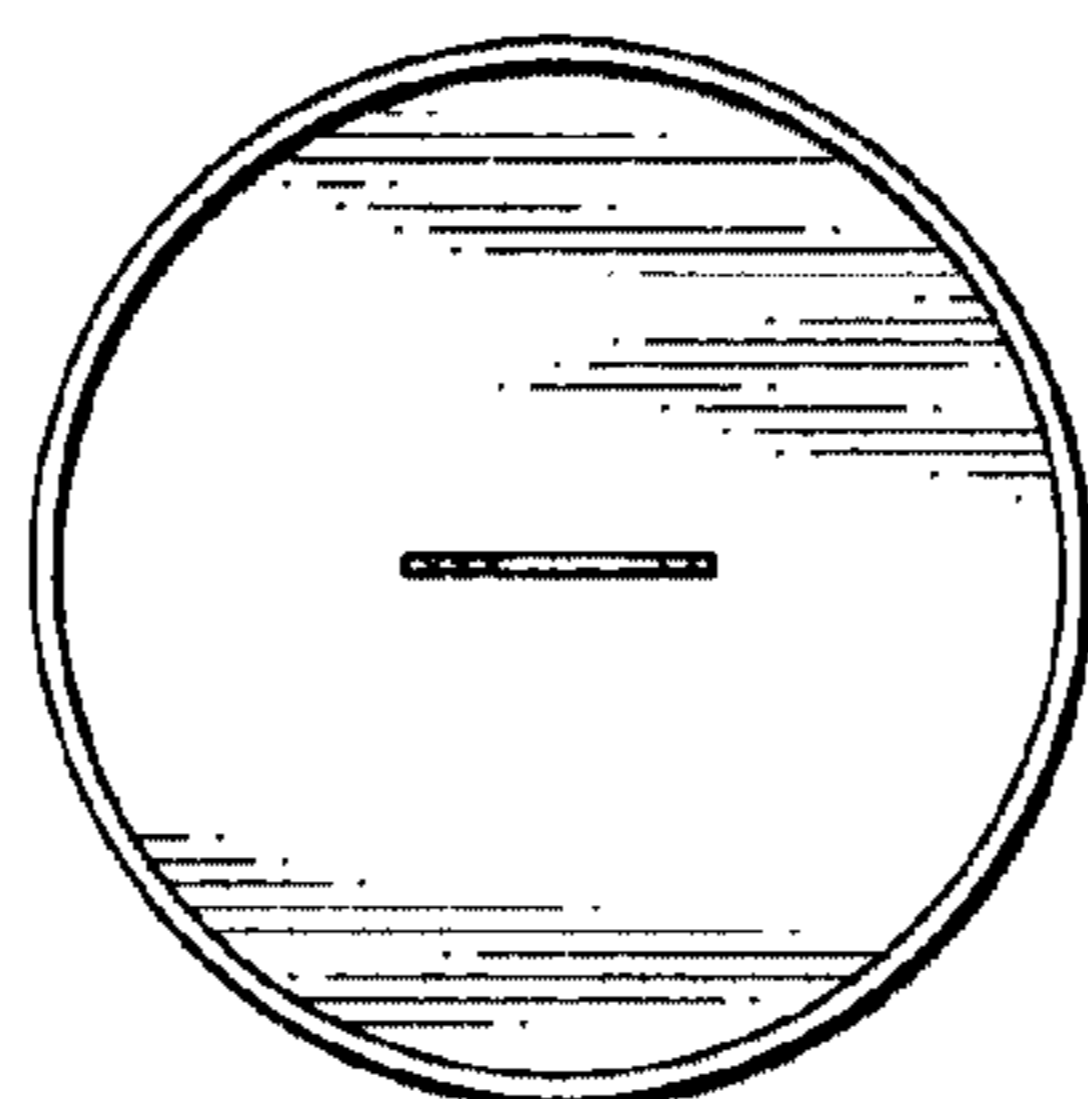


Fig. 8