



US008590757B2

(12) **United States Patent**
Frost

(10) **Patent No.:** **US 8,590,757 B2**
(45) **Date of Patent:** ***Nov. 26, 2013**

(54) **BABY CARRIER**

(75) Inventor: **Karin A. Frost**, Haiku, HI (US)

(73) Assignee: **The Ergo Baby Carrier, Inc.**, Haiku, HI (US)

(*) Notice: Subject to any disclaimer, the term of this patent is extended or adjusted under 35 U.S.C. 154(b) by 290 days.

This patent is subject to a terminal disclaimer.

(21) Appl. No.: **11/949,324**

(22) Filed: **Dec. 3, 2007**

(65) **Prior Publication Data**

US 2008/0073391 A1 Mar. 27, 2008

Related U.S. Application Data

(63) Continuation of application No. 10/937,193, filed on Sep. 9, 2004, now Pat. No. 7,322,498.

(60) Provisional application No. 60/501,396, filed on Sep. 10, 2003.

(51) **Int. Cl.**
A47D 13/02 (2006.01)

(52) **U.S. Cl.**
USPC **224/160**; 224/159

(58) **Field of Classification Search**
USPC 224/155, 159, 160, 259, 627, 638;
24/301, 302; 2/920

See application file for complete search history.

(56) **References Cited**

U.S. PATENT DOCUMENTS

3,229,873 A 1/1966 Hershman
3,327,914 A 6/1967 Abram

3,481,517 A * 12/1969 Aukerman 224/160
4,009,808 A 3/1977 Sharp
4,149,687 A 4/1979 Nunemacher
4,234,229 A 11/1980 Arnold
4,333,591 A 6/1982 Case

(Continued)

FOREIGN PATENT DOCUMENTS

CA 1332928 11/1994
DE 29519530 U1 4/1996

(Continued)

OTHER PUBLICATIONS

Office Action issued for U.S. Appl. No. 10/937,193, mailed Aug. 14, 2007, 9 pgs.

(Continued)

Primary Examiner — Justin Larson

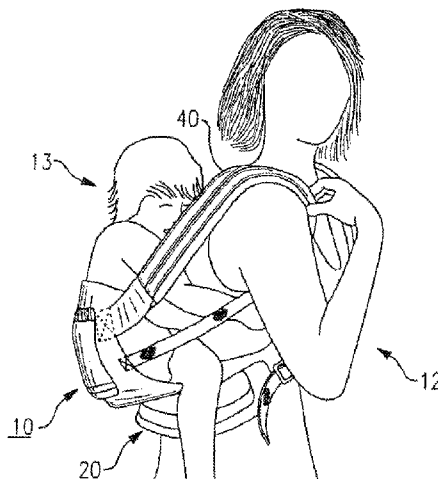
Assistant Examiner — Corey Skurdal

(74) *Attorney, Agent, or Firm* — Sprinkle IP Law Group

(57) **ABSTRACT**

A lightweight child carrier that can be mounted upon the front or the back of a wearer's torso with little or no need to adjust the carrier's harness. The carrier includes a main panel having generally a rectangular shape. The bottom edge of the main panel is joined to the top edge of a padded waist band and the bottom edge of a head restraining panel is joined to the top edge of the main panel. Shoulder straps are connected to the main panel and are cojoined by a chest strap that is slidably mounted upon each shoulder strap. Adjustable restraining straps are connected to the chest strap and to the head restraining panel. An auxiliary waist belt is provided that considerably expands the length of the waist band to allow the carrier to be worn by a woman during pregnancy.

23 Claims, 6 Drawing Sheets



(56)

References Cited

U.S. PATENT DOCUMENTS

D266,800 S 11/1982 Kula et al.
 4,402,440 A 9/1983 Purtzer et al.
 4,434,920 A 3/1984 Moore
 4,467,945 A 8/1984 Schaapveld
 4,469,259 A 9/1984 Krich et al.
 4,492,326 A * 1/1985 Storm 224/160
 D277,811 S 3/1985 Moore
 4,579,264 A 4/1986 Napolitano
 4,651,366 A 3/1987 Lande et al.
 4,986,458 A 1/1991 Linday
 D324,607 S 3/1992 Nelson
 D334,253 S 3/1993 Balzarini
 5,224,637 A 7/1993 Colombo
 5,246,152 A 9/1993 Dotseth
 D357,800 S 5/1995 Roan et al.
 D370,996 S 6/1996 Shimura et al.
 5,570,823 A 11/1996 Lindy
 D377,116 S 1/1997 Shimura et al.
 D385,105 S 10/1997 Fair
 5,673,828 A 10/1997 Raedel et al.
 5,678,739 A 10/1997 Darling et al.
 5,690,258 A 11/1997 Kataoka et al.
 5,692,655 A 12/1997 Fair et al.
 D395,161 S 6/1998 Fair et al.
 5,791,535 A 8/1998 Roan et al.
 D397,867 S 9/1998 Fair et al.
 5,813,580 A 9/1998 Fair
 5,848,741 A 12/1998 Fair
 5,934,528 A 8/1999 Higuchi et al.
 D414,032 S 9/1999 Howell et al.
 5,988,742 A 11/1999 Stevens
 6,055,686 A 5/2000 Knight
 6,182,873 B1 * 2/2001 Christopher et al. 224/159
 D453,066 S 1/2002 Norman
 D455,546 S 4/2002 Norman
 6,409,060 B2 6/2002 Donine
 6,415,969 B1 * 7/2002 Higuchi 224/160
 6,443,339 B1 9/2002 Higuchi et al.
 6,520,391 B2 2/2003 Yen et al.
 D484,685 S 1/2004 Kassai et al.
 D486,635 S 2/2004 Yagisawa et al.
 6,715,651 B2 4/2004 Le Gal et al.
 6,763,983 B2 7/2004 Norman
 6,772,925 B2 8/2004 O'Hare
 D507,869 S 8/2005 Liistro et al.
 D509,056 S 9/2005 Shiraishi et al.
 7,322,498 B2 1/2008 Frost
 2002/0011503 A1 * 1/2002 Hwang 224/160
 2002/0175194 A1 11/2002 Norman
 2003/0106916 A1 6/2003 Boone
 2004/0149790 A1 8/2004 Kassai et al.

2004/0155078 A1 8/2004 Hwang
 2005/0155995 A1 7/2005 Lee
 2005/0184114 A1 8/2005 Hoff et al.
 2005/0279785 A1 12/2005 Liistro et al.
 2006/0011678 A1 1/2006 Kassai et al.
 2006/0076373 A1 4/2006 LaBelle et al.
 2006/0130220 A1 6/2006 Morgan et al.
 2006/0261104 A1 11/2006 Zambrycki
 2007/0029356 A1 2/2007 Moriguchi et al.

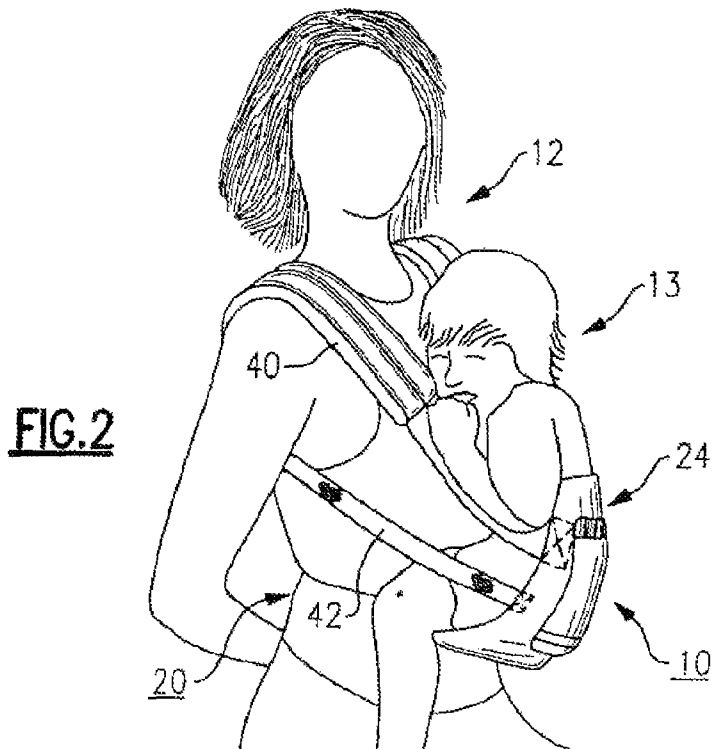
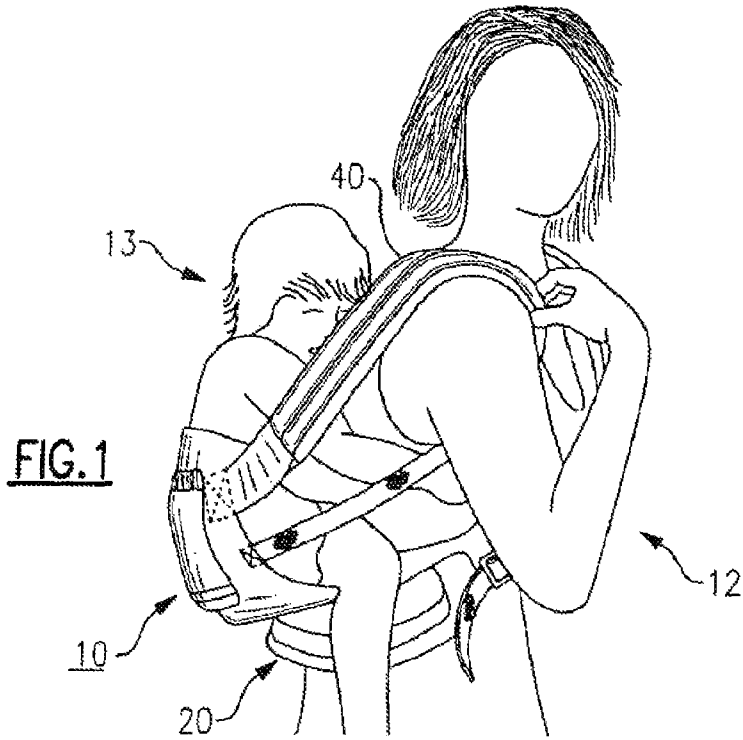
FOREIGN PATENT DOCUMENTS

DE 22912951 U1 1/2000
 DE 20116046 1/2002
 EP 0046672 3/1982
 EP 066292 7/1995
 EP 1055382 11/2000
 EP 1707082 10/2006
 EP 1765123 B1 6/2011
 FR 2806279 9/2001
 GB 2028633 3/1980
 GB 2314026 12/1987
 GB 2260687 4/1993
 JP 11046938 2/1999
 JP 2003225119 8/2003
 JP 2004000687 1/2004
 JP 2004154468 6/2004
 WO WO9505952 A1 3/1995
 WO WO-0189978 11/2001
 WO WO 0189978 A1 * 11/2001

OTHER PUBLICATIONS

International Search Report and Written Opinion for PCT Application No. PCT/US2004/029614, completed on Feb. 11, 2005, mailed on Mar. 3, 2005, 9 pgs.
 International Preliminary Report on Patentability for PCT/US2004/029614, issued on Mar. 13, 2006, 7 pgs.
 Examination Report issued in European Application No. 04 783 725.7, mailed Sep. 21, 2007, 3 pgs.
 Examination Report issued in European Application No. 04 783 725.7, mailed Sep. 9, 2008, 4 pgs.
 Examination Report issued in European Application No. 04 783 725.7, mailed Sep. 10, 2009, 3 pgs.
 Examination Report issued in European Application No. 04 783 725.7, mailed Dec. 21, 2009, 5 pgs.
 Examination Report issued in European Application No. 04 783 725.7, mailed Jun. 1, 2010, 6 pgs.
 Notice of Opposition filed on Mar. 13, 2012, against European Patent No. EP1765123 B1.
 Declaration of Judy Petterson filed with EPO regarding "BabyTrekker" with enclosures 1 and 2, dated May 26, 2011, 18 pages.

* cited by examiner



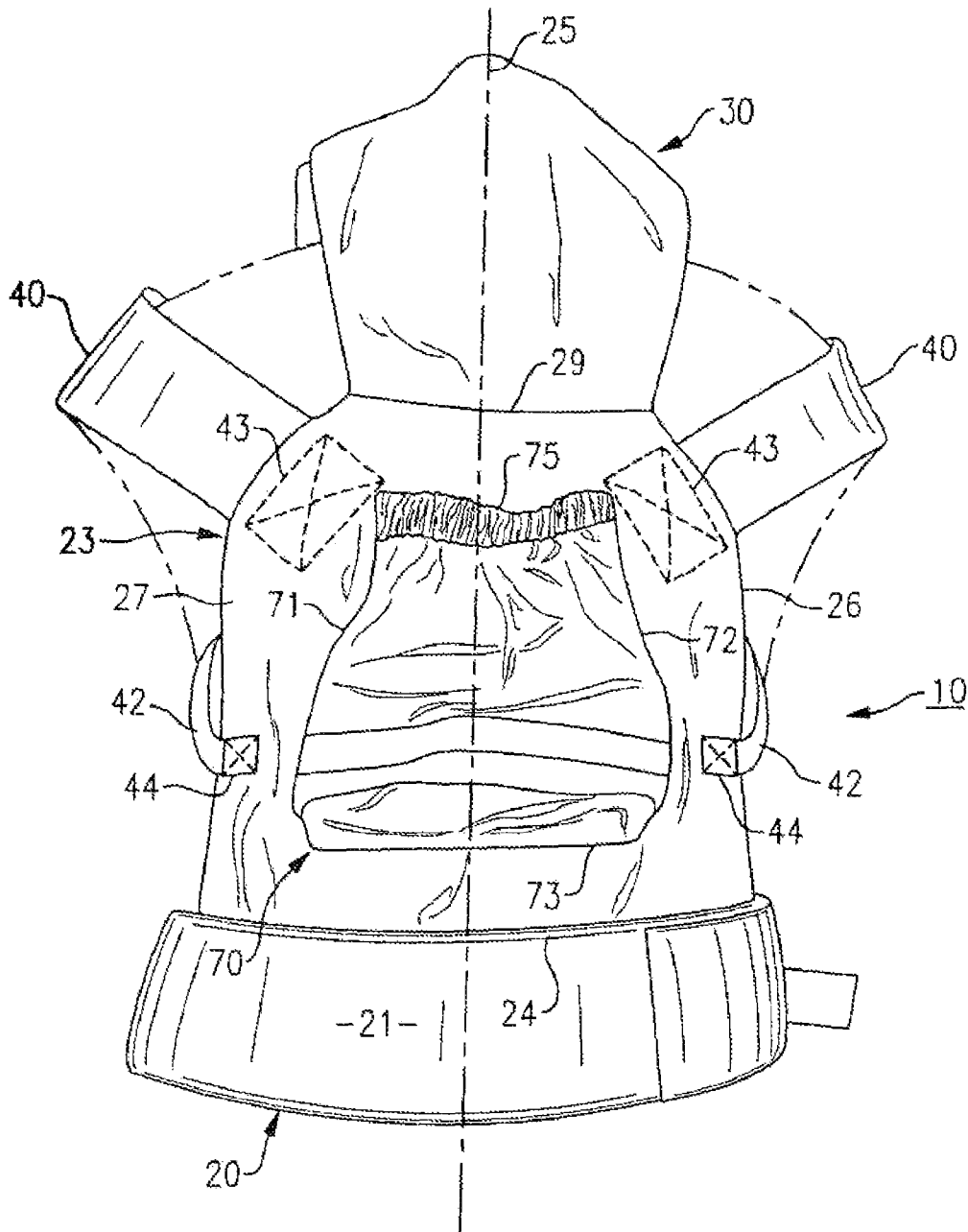


FIG. 3

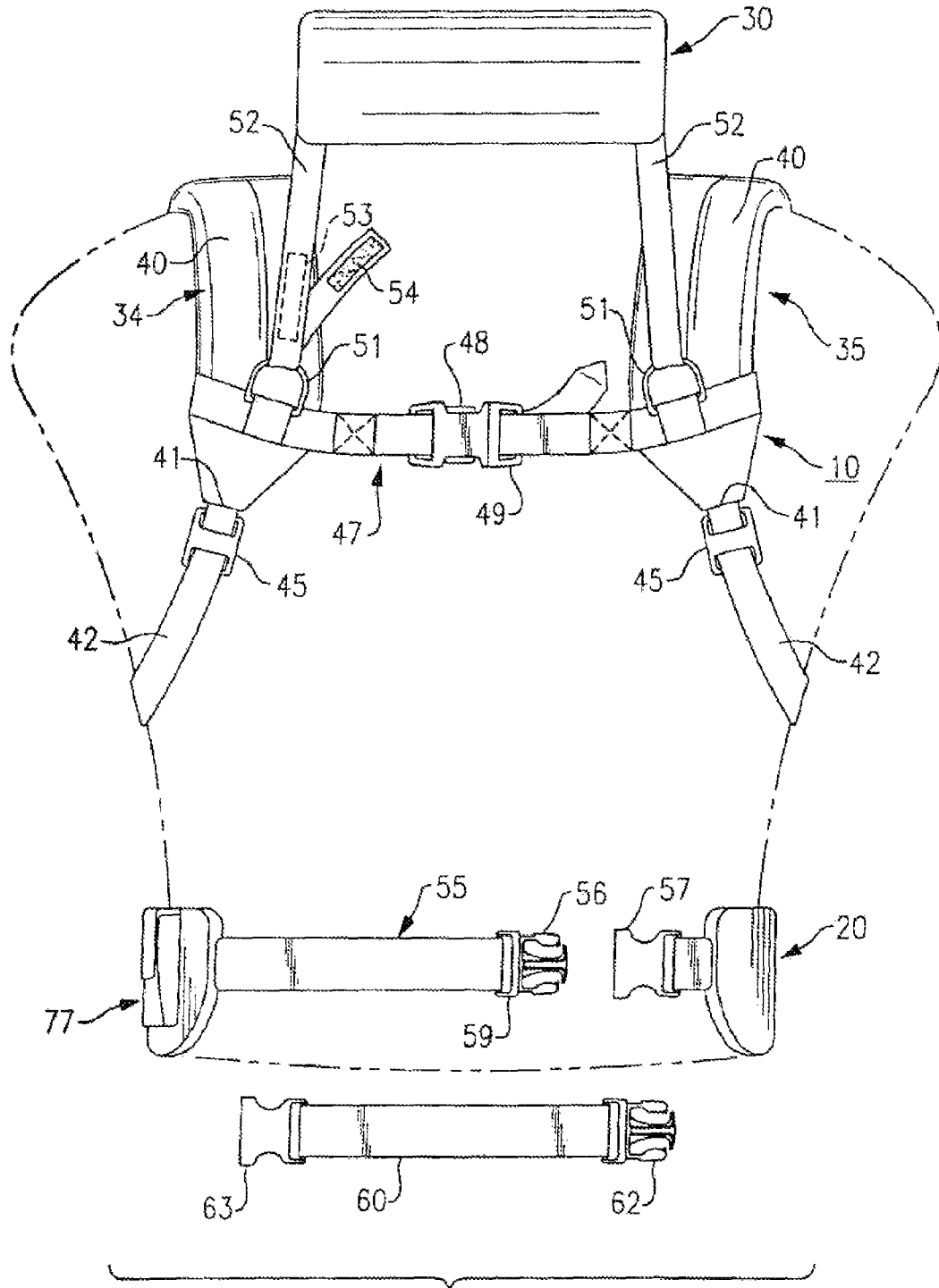
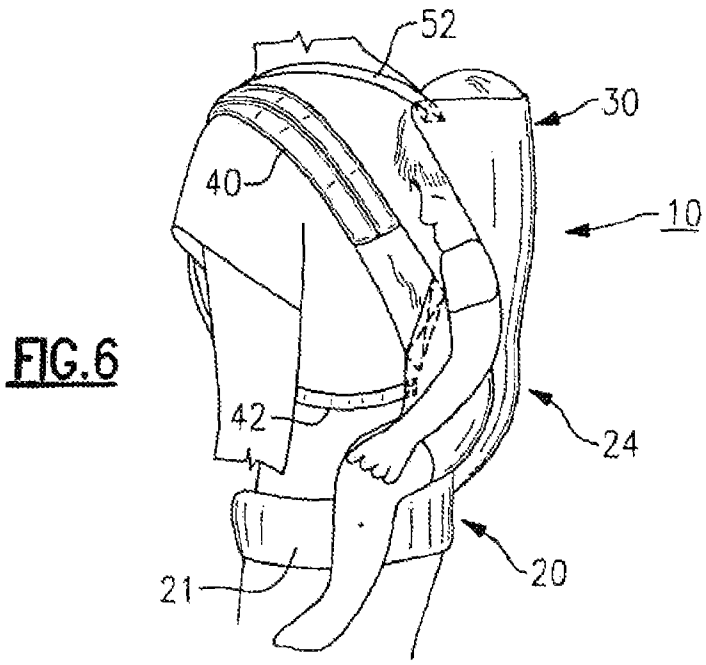
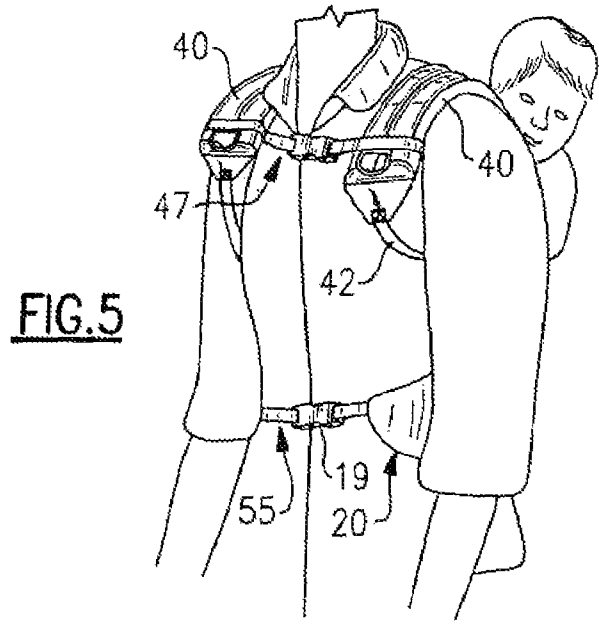


FIG. 4



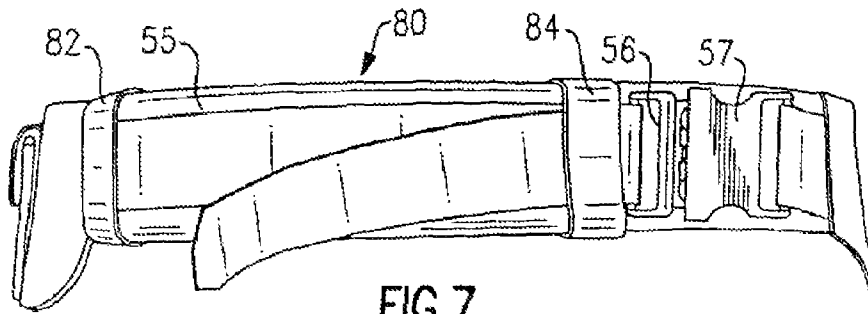


FIG. 7

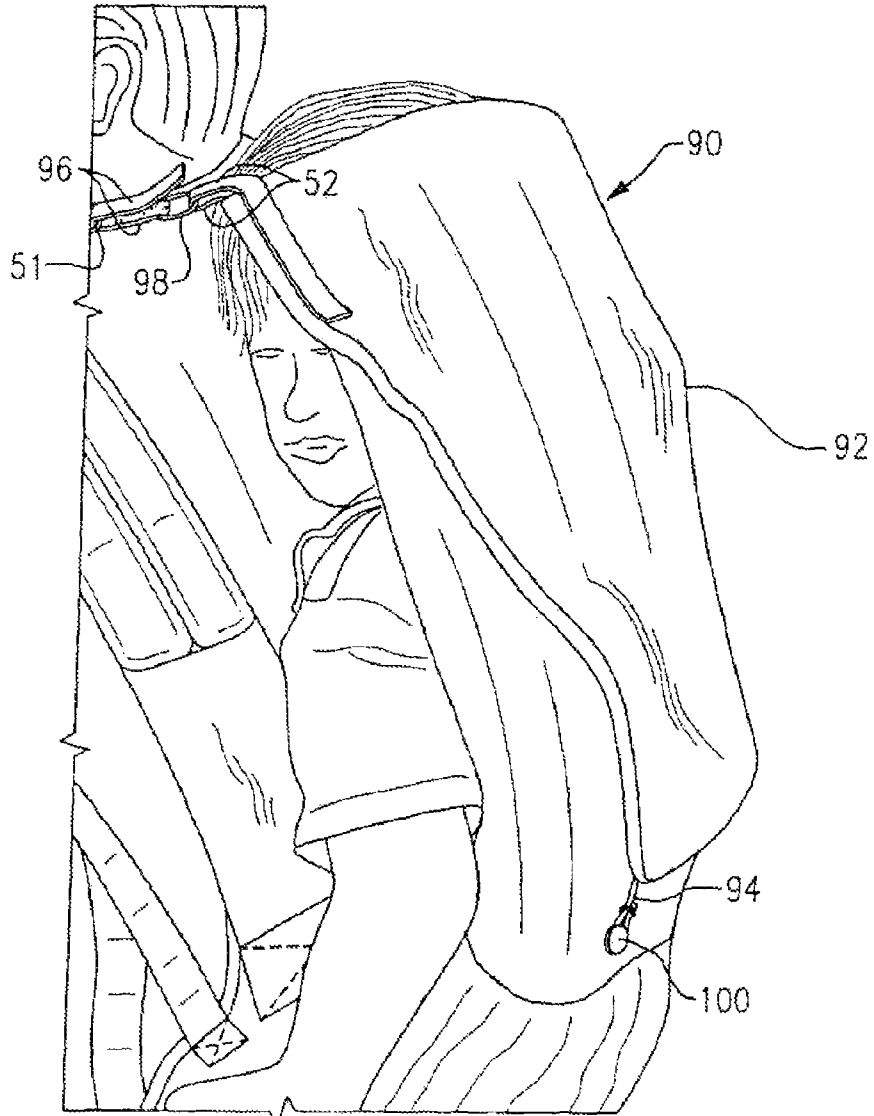


FIG. 8

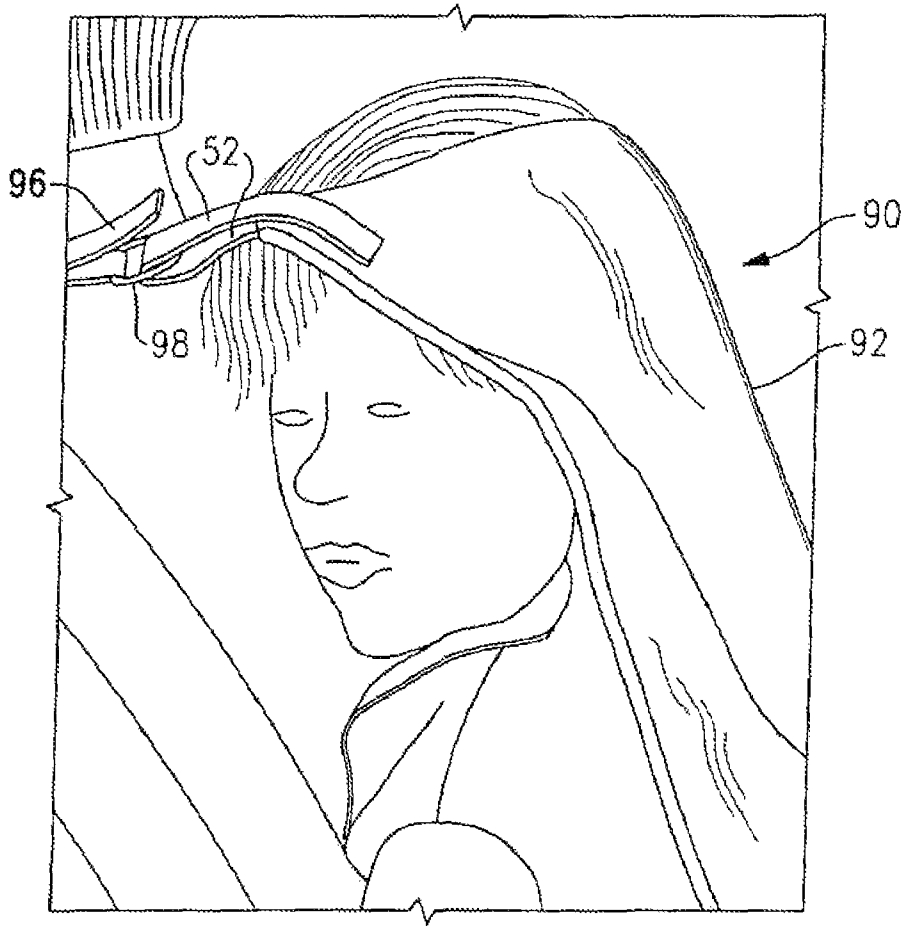


FIG. 9

1

BABY CARRIER

CROSS-REFERENCE TO RELATED APPLICATIONS

This application is a continuation of U.S. patent application Ser. No. 10/937,193, filed Sep. 9, 2004, now U.S. Pat. No. 7,322,498, which claims priority to U.S. provisional patent application Ser. No. 60/501,396, filed Sep. 10, 2003, each of which is hereby incorporated by reference in its entirety.

BACKGROUND OF THE INVENTION

This invention relates to a lightweight child carrier that can be worn by an adult with the child being positioned either in front of the wearer or behind the wearer.

There are currently any number of wearable child carriers on the market which afford the wearer freedom of hand and arm movement while transporting a child that is secured in the carrier. In pursuit of child safety, some of these devices have become overly complex involving, among other things, rigid seats and frames which considerably increase the weight of the carrier and cannot accommodate for the growth of the child. These complex carriers also are relatively heavy and place an undue strain upon the wearer, particularly in the lumbar region. In addition, because of the size of many of the present day carriers, they can only be worn on the back thus denying the child the comfort and security of a front carrier position where a child and its mother are in a face-to-face relationship. On the other hand, many simple carriers can be so poorly constructed that they can pose a danger to the wearer and the child being transported.

Most child carriers are worn by mothers who wish to be close to their young children as they go about their daily schedules. It is not uncommon for many of these women to become pregnant with a second child while the first child is still an infant. Most carriers cannot accommodate for changes in the mother's body as she goes through pregnancy and as a consequence, the carrier is rendered unusable by the mother for long periods of time.

SUMMARY OF THE INVENTION

It is therefore an object of the present invention to improve child carriers that are worn by adults.

It is a further object of the invention to provide a lightweight child carrier that is both strong and comfortable for both the child and the wearer of the carrier.

A still further object of the present invention is to provide a lightweight child carrier that can be worn on the front or the back of the wearer without the need for significant changes or modifications of the carrier's configuration.

Another object of the present invention is to provide a lightweight child carrier that can be worn in comfort by a woman while pregnant with a second child during the course of her pregnancy.

Yet another object of the present invention is to provide a child carrier that is lightweight yet safe for a child that is seated in the carrier.

These and other objects of the present invention are attained by a child carrier that is worn by an adult to transport a child in a hands and arms free manner. The carrier includes a generally rectangular-shaped main panel. The bottom edge of the main panel is joined to the top edge of a padded waist band, and the bottom edge of a rectangular head restraining panel is joined to the top edge of the main panel. A pair of shoulder straps are secured to the main panel with each form-

2

ing a loop along the side edges of the panel. A chest strap is slidably retained upon each of the shoulder straps, so that the chest strap can be adjusted along the length of the shoulder straps. A pair of restraining straps are secured at one end to the upper corners of the head restraining panel and the opposite end of each restraining strap is adjustably connected to the chest strap. The waist band includes a buckle having a female member and a male member that is removably retained within the female member. An auxiliary strap is also provided that contains a male member located at one end of the strap that mates with the female member of the waist band and a female member at the opposite end of the strap that similarly mates with the male member of the waist band to considerably expand the waist band.

BRIEF DESCRIPTION OF THE DRAWINGS

For a better understanding of these and other objects of the invention, reference will be made to the following detailed description of the invention which is to be read in association with the accompanying drawings, wherein:

FIG. 1 is a perspective view illustrating the carrier embodying the teachings of the invention being mounted upon the back of a wearer with a child seated in the carrier;

FIG. 2 is a perspective view illustrating the carrier mounted in front of the wearer with a child seated in the carrier;

FIG. 3 is an enlarged front view of the carrier;

FIG. 4 is an enlarged rear view of the carrier;

FIG. 5 is a front perspective view showing the chest strap and shoulder strap arrangements when a child is seated in the carrier mounted upon the back of the wearer;

FIG. 6 is a rear perspective view showing a child seated in the carrier mounted on the back of a wearer and further illustrating the child's head being supported in the head restraint of the carrier;

FIG. 7 is a plan view of a belly pad that may be utilized with the carrier shown in FIGS. 1-6;

FIG. 8 is a perspective view of a hood extension that may be utilized with the carrier shown in FIGS. 1-6; and

FIG. 9 is a different perspective view of the hood extension shown in FIG. 8.

DESCRIPTION OF THE INVENTION

Turning initially to FIGS. 1 and 2, there is illustrated two modes of mounting a child carrier, generally referenced 10, upon the torso of an adult 12. The carrier shown in FIG. 1 is mounted upon the wearer so that a child 13 that is seated in the carrier is located behind the wearer in a forward facing position facing with regard to the wearer. As will become apparent from the disclosure below, the mode of carry can be easily and simply accomplished by reversing the location of the shoulder straps upon the wearer's torso. This second mode of carry is illustrated in FIG. 2, wherein the child seated in the carrier is located in front of the wearer in face to face contiguous relation with the wearer.

The present carrier, unlike some of the more complex devices, is not only simple in construction and lightweight, but can be reversed in the mode of carry from front to back or vice versa without any major readjustment of the harness. In fact, the reversal of position can be easily and safely made while a child is seated in the body pouch of the carrier. The carrier has no rigid structures such as plastic seats or metal frames that might impede the reversal operation.

Turning now to FIGS. 3 and 4, the carrier includes a waist band 20 having a wide padded section 21 that encircles the hips of the wearer when the carrier is in either a front or a rear

carry position. The waist band **20** is designed to take a good deal of strain away from the wearer's lumbar region, particularly when the carrier is worn in a front carry position. The two ends of the padded section are joined by a strap **55** containing a releasable buckle **19** as best shown in FIG. **5**. The carrier further includes a main panel **23** that is somewhat rectangular-shaped and is fabricated from a high strength, yet flaccid, material that can easily conform to the contour of a child's body when seated in the device. Canvas and many nylon and other high strength synthetic fabrics may be used for this purpose.

The main panel includes a bottom edge **24** that is stitched securely into the top section of the waist band **20** so that band **20** and the main panel **23** share a common vertical axis **25** of the carrier. As will be appreciated from the following description of a preferred embodiment of the invention, the baby carrier essentially possesses bi-lateral symmetry about the vertical axis **25**. The main panel **23** further includes two opposed side edges **26** and **27** along with a top edge **29**. The main panel **23**, when sewn into the waist band **20**, provides a good deal of material over the band **20** so that a generous sling is formed in which a child can be comfortably and safely seated. The sling provides ample support for the child's buttocks as well as for the back of the child's legs.

A rectangular-shaped head restraining panel **30** is sewn into the top edge **29** of the main panel **23**. The head restraining panel **30** shares the common vertical axis **25** with the main panel **24** and can be fabricated from the same material as the main panel, although other lightweight, high strength materials may be used. The head restraining panel **30** thus forms a continuation of the main panel **23** so that the panels **23**, **30** will cover the entire length of the head and torso of a child that is seated in the carrier. The restraining panel **30** may help support the child's head while the child is sleeping and also may be used to screen or shelter the child's head from sun, rain, or snow.

A pair of shoulder straps **34** and **35**, are connected to each side of the main panel **23**. Each shoulder strap **34**, **35** includes a padded section **40** that is attached at one end **41** to a belt section **42**. The other end of each padded section is securely sewn **43** into the main panel **23** at the two upper corners of the panel. The belt section **42** of each shoulder strap **34**, **35** is looped around and is sewn into the main panel **23** at **44** below the padded end of the associated shoulder strap. Adjusting buckles **45** are operatively connected to each belt section **42** by which the length of the shoulder straps **34**, **35** can be altered.

As best seen in FIG. **4**, a chest strap **47** is looped at each end around each of the shoulder straps **34**, **35** so that the chest strap **47** can slide up or down along the length of the shoulder straps **34**, **35**. The chest strap contains an adjustable buckle **48** that permits the chest strap to be opened to facilitate entering and exiting the carrier harness. One end of the buckle **48** contains an adjustable coupling **49** by which the length of the chest strap **47** can be adjusted to pull the shoulder straps **34**, **35** inwardly to best suit the wearer's torso. As can be seen, the chest strap **47** can be adjusted both vertically and horizontally to attain for the wearer the most comfortable position for the harness. An adjusting buckle **45** is also mounted upon the belt section **42** of each shoulder strap **34**, **35** to provide for further adjustment of the shoulder straps. The chest strap **47** of the harness contains a pair of spaced apart rings **51-51** located on either side of the buckle **48**. Restraining straps **52-52** are joined to the upper two corners of the head restraining panel **30** and are looped through each of the rings **51** as illustrated in FIG. **4**. A Velcro fastener is sewn into the free end of each restraining strap **52** that includes a hook pad **53** and a loop pad

54 that are aligned in series along the back of each strap **52**. Instead of a Velcro fastener, the straps **52** may include a series of snap fit connectors secured to bias tape, whereby the effective length of each strap **52** may be adjusted. Each pad has sufficient length so that the head restraining panel **30** can be snugly positioned around the child's head when the child is seated in the carrier.

The padded section **21** of the waist band **20** is joined at each end by a belt section **55** containing a bayonet type buckle having a male member **56** and a female member **57** that can be mated to releasably join the two ends of the belt **55** together. Limited adjustment of the belt length is provided by an adjusting loop **59** that forms a part of one of the buckle members. An auxiliary belt **60** is provided with the carrier which has a male member **62** at one end and a female member **63** at the other end of the belt. The male member **62** of the auxiliary belt can be mated with the female member **57** of the waist band, while the female member **63** can be mated with the male member **56** of the waist band, thus providing the waist band with considerably greater length. This feature permits a pregnant woman to use the carrier longer into her pregnancy when compared to other carriers. The waist band **20** is normally adjustable to a length of between twenty-seven to forty-five inches, and the auxiliary belt **60** effectively extends the length of waist band **20** preferably by another eight inches.

A pouch **70** with one or more pocket sections is mounted on the back of the main panel **23**. The two side edges **71** and **72**, as well as the bottom edge **73**, of the pouch **70** are sewn into the main panel **23** while the top edge **75** remains open. An elastic band is sewn into the top edge of the pouch **70** which restricts the size of the opening to more securely retain articles stored in the pouch **70** preferably soft items, such as diapers, hats, wipes, and extra clothing. The pouch **70** is centered upon the vertical axis **25** of the carrier below the head restraining panel **30**. Accordingly, the head restraining panel **30** can be conveniently stored within the pouch **70** when not in use.

A second, smaller pouch **77** with one or more pocket sections is sewn into the waist band **20** in which such items as currency, credit cards, sunglasses, a cell phone, writing implements, a wallet, a checkbook, and keys can be stored. The second pouch **77** may be selectively opened and closed with snap fit connectors, a zipper, hook and loop fasteners, buttons, or other mechanisms.

The carrier may also include a belly pad **80** as shown in FIG. **7**. The pad **80** preferably possesses a generally flat, rectangular configuration and an exterior sheath fashioned of the same fabric as the carrier and contains an interior foam or other resilient material substantially throughout its width and length. The belly pad **80** preferably includes a pair of longitudinally spaced, elastic bands **82**, **84** extending laterally across, and sewn or otherwise secured to, the exterior fabric. Each band **82**, **84** forms a shallow opening or loop with the adjacent fabric such that the male member **56** of the buckle on the belt section **55** may snugly pass therethrough. It will be appreciated that the belly pad is preferably positioned between the belt section **55** (and its associated bayonet type buckle having a male member **56** and a female member **57**) and the stomach or abdomen of the wearer. As such, the belly pad **80** provides better dispersion of the forces acting upon the belt section **55** and more comfort to the wearer. When the belly pad **80** is so positioned, the longitudinal ends of the belly pad **80** are situated in a layer between the corresponding ends of the waist band **20** and the wearer. It should also be appreciated that one of the bands **84** is preferably disposed adjacent to the adjustment portion of the male member **56** when the members **56**, **57** are connected so that if the male

5

member **56** and the female member **57** become inadvertently disconnected, the band **84** will inhibit the members **56**, **57** from being further separated. Thus, the band **84** enhances the safety of the carrier.

The carrier may further include a hood extension **90**, shown in FIGS. **8** and **9**, for cradling and restraining the head of a relatively large child whose head extends beyond the head restraining panel **30**. The hood extension **90** includes a sheet **92** preferably fashioned of the same fabric as the head restraining panel **30** and possessing the configuration of an isosceles triangle. A looped string or cord **94** is attached to the apex of sheet **92**. The hood extension **90** may also include a pair of strap extensions **96** having a D-ring **98** secured to one end thereof and an affixed hook pad adapted to cooperate with an affixed loop pad as components of a Velcro fastener. The inner and outer surfaces along each lateral edge near the base edge of the triangular sheet **92** also possess a hook pad and a loop pad component of a Velcro fastener.

The hood extension **90** is assembled onto the carrier preferably as follows. The free end of each restraining strap **52** is inserted through the D-ring **98** of an associated strap extension **96**, and then the free end of each strap extension **96** is inserted through an associated ring **51** on the chest strap **47**. Each strap extension **96** is then folded back upon itself so that the hook pad and the loop pad selectively, cooperatively fasten together whereby each strap extension **96** loops through an associated ring **51**. Each lateral edge near the triangular base of the sheet **92** is then placed against the hook or loop pad of an associated restraining strap **52** and the free end of each restraining strap **52** is placed over the associated lateral edge such that the hook and loop pads of the restraining strap **52** selectively, cooperatively fasten to the hook and loop pads affixed to the lateral edges of the sheet **92**. Thus, each lateral edge is sandwiched between the overlapping segments of an associated restraining strap **52**, as best shown in FIG. **9**. A button **100** may then be sewn or secured to the carrier where the looped cord **94** overlaps the carrier, and the button **100** may then be selectively inserted through the looped cord **94** to secure the apex of the sheet **92** against the carrier such that the sheet **92** substantially abuttingly overlays the carrier, as best shown in FIG. **8**.

The baby carrier also may be used to carry infants by tucking or wrapping the infant in a blanket or quilt and placing the infant in the main panel **23** with the infant's legs together on one side, the head leaning to the other side, and the butt centered in the middle of the main panel **23**. In such a carrying mode, the carrier acts more like a sling.

It will be appreciated that the child is secured in the baby carrier in a seated position, with most of the child's weight being dispersed through the hips and thighs, thereby substantially eliminating compression of the spine (and potentially hip dysphasia) that occurs when a child is hanging in the carrier by the crotch. When the child is seated in the child carrier, at least about seventy percent to ninety percent of the child's weight is transmitted directly through the waist band **20** to the wearer's hips, and not through the wearer's shoulders or upper spine, thereby promoting wearer comfort and diminishing wearer fatigue. The baby carrier also positions the child when the child is in front of the wearer so that the head and mouth of the child are conveniently aligned for nursing.

Preferably, the carrier is fashioned of a fabric material such as cotton canvas for exterior facing surfaces and brushed cotton twill for interior facing surfaces. Preferably the carrier is substantially deformable and machine washable and dryable and weighs less than about two or three pounds.

6

While this invention has been particularly shown and described with reference to the preferred embodiment in the drawings, it will be understood by one skilled in the art that various changes in its details may be effected therein without departing from the teachings of the invention.

What is claimed is:

1. A child carrier adapted to be worn by a human wearer for carrying a child, the child carrier comprising:

a waistband comprising a padded section, the waistband having an adjustable length positioned to be securely worn about the waist of the wearer and rest on the hips of the wearer;

a flexible main panel having, a bottom edge and opposing side edges, the flexible main panel adapted to form a child carrying area in cooperation with the wearer's torso that is open to the wearer's torso the main panel having the bottom edge joined to the waistband, the main panel so dimensioned to overhang the waistband to form a sling adapted to support a majority of the child's weight through the child's hips and thighs;

a first shoulder strap having an adjustable length forming a loop along a first of the opposing side edges, wherein an upper end of the first shoulder strap is coupled to the main panel to a first side of a vertical axis of the main panel and a lower end of the first shoulder strap is coupled to the main panel away from the bottom edge of the main panel to the first side of the vertical axis of the main panel; and

a second shoulder strap having an adjustable length forming a loop along a second of the opposing side edges, wherein an upper end of the second shoulder strap is coupled to the main panel to a second side of the vertical axis of the main panel and a lower end of the second shoulder strap is coupled to the main panel away from the bottom edge of the main panel to the second side of the vertical axis of the main panel; wherein:

the width of the bottom edge of the main panel is greater than a distance between the upper ends of the first and second shoulder straps; and

the child carrier is adapted to allow the wearer to selectively support the child in a position facing a front side of the wearer's torso or in a position facing a back side of the wearer's torso, wherein the upper ends of the first and second shoulder straps are coupled to the main panel at a position that is on a side of the child carrying area that is away from the wearer when the child carrier is worn and wherein the child carrier is configured to distribute at least a majority of the child's weight to the wearer's hips through the waistband.

2. The child carrier of claim **1**, wherein the child carrier further comprises a head panel positioned to cover the child's head.

3. The child carrier of claim **2**, further comprising a first restraining strap coupled to a first corner of the head panel and a second restraining strap coupled to a second corner of the head panel.

4. The child carrier of claim **3**, wherein the child carrier is adapted such that the first restraining strap detachably couples to the child carrier at the first shoulder strap over a first shoulder of the wearer and the second restraining strap detachably couples to the child carrier at the second shoulder strap over the second shoulder of the wearer.

5. The child carrier of claim **1**, further comprising a chest strap adapted to cross the wearer's chest or back from the first shoulder strap to the second shoulder strap on the opposite side of the wearer from the main panel.

7

6. The child carrier of claim 5, wherein the chest strap has an adjustable length.

7. The child carrier of claim 5, wherein the chest strap has an adjustable height.

8. The child carrier of claim 1, wherein the main panel is substantially rectangular.

9. The child carrier of claim 1, wherein the child carrier weighs less than three pounds.

10. The child carrier of claim 1, wherein the child carrier is machine washable.

11. The child carrier of claim 1, wherein the child carrier is adapted to support the child with only substantially deformable materials.

12. The child carrier of claim 1, wherein said child carrier is adapted to retain the child in a substantially seated position next to the wearers torso.

13. The child carrier of claim 1, wherein the first shoulder strap and second shoulder strap each comprise a section of padding.

14. The child carrier of claim 1, wherein the child carrier is adapted to allow the wearer to select whether to support the child in a position facing the front side of the wearer's torso or the back side of the wearer's torso without modifying the configuration of the shoulder straps and waistband relative to the main panel.

15. The child carrier of claim 1, wherein the child carrier configured to distribute 70-90% of a child's weight to the wearer's hips through the waistband.

16. The child carrier of claim 1, wherein the waistband at the padded section has a vertical length that is approximately 1/3 of the vertical length of the main panel.

17. The child carrier of claim 16, wherein the second end of the first shoulder strap and the second end of the second shoulder strap are coupled to the main panel approximately 2/3 of vertical length of the main panel away from the bottom edge.

18. A child carrier adapted to be worn by a human wearer to carry a child, the child carrier comprising:

a waistband comprising a padded section, the waistband having an adjustable length adapted to securely worn about the waist of the wearer;

a generally rectangular, flexible main panel having a top edge, a bottom edge and opposing side edges, the main panel having a substantially constant width between the opposing side edges along a majority of a vertical length from the bottom edge to the top edge, the flexible main panel adapted to support a child in child carrying area that is cooperatively formed by the main panel and the wearer's torso and is open to the wearer's torso, the main panel having the bottom edge joined to the waistband and so dimensioned to overhang the waistband to form a sling adapted to support a majority of the child's weight through the child's hips and thighs;

wherein a first end of the first shoulder strap is coupled to the main panel at a first top corner of the main panel to a first side of a vertical axis of the main panel such that the first end of the second shoulder strap is positioned to be to the side of the child carrying area away from the wearer and a second end of the first shoulder strap is coupled to the main panel between the first top corner and the bottom edge of the main panel to the first side of the vertical axis of the main panel;

a second shoulder strap having an adjustable length, wherein a first end of the second shoulder strap is coupled to the main panel at a second top corner of the main panel to a second side of the vertical axis of the main panel such that the first end of the second shoulder

8

strap is positioned to be to a side of the child carrying area away from the wearer when the child carrier is worn and a second end of the second shoulder strap is coupled to the main panel between the second top corner and the bottom edge of the main panel to the second side of the vertical axis of the main panel, wherein the bottom edge of the main panel has a width greater than the distance between the first ends of the first and second shoulder straps;

a chest strap coupled to the first shoulder strap and second shoulder strap in a manner that allows the vertical position of the chest strap to be adjusted; and

a head panel coupled to the main panel, the head panel adapted to cover the child's head;

wherein the child carrier is adapted to allow the wearer to support the child in a position facing a front side of the wearer's torso or a back side of the wearer's torso and wherein the child carrier is configured to distribute the child's weight to the wearer's hips through the waistband.

19. The child carrier of claim 18, further comprising a pocket mounted on the back of the main panel.

20. The child carrier of claim 18, wherein the child carrier is adapted to allow the wearer to select whether to support the child in a position facing the front side of the wearer's torso or a back side of the wearer's torso without modifying the configuration of the shoulder straps and waistband relative to the main panel while maintaining the child in a posture that supports the child's weight on the child's hips and thighs.

21. A child carrier adapted to be worn by a human wearer for carrying a child, the child carrier comprising:

a waistband comprising a padded section, the waistband having an adjustable length positioned to be securely worn about the waist of the wearer and rest on the hips of the wearer;

a single flexible main panel to form a child carrying area in cooperation with the wearer's torso, the main panel having a bottom edge and opposing side edges, the bottom edge joined to the waistband and the main panel so dimensioned to overhang the waistband to form a sling;

a first shoulder strap having an adjustable length forming a loop along a first of the opposing side edges, wherein an upper end of the first shoulder strap is coupled to the main panel at a first top corner of the main panel to a first side of a vertical axis of the main panel and a lower end of the first shoulder strap is coupled to the main panel away from the bottom edge of the main panel to the first side of the vertical axis of the main panel; and

a second shoulder strap having an adjustable length forming a loop along a second of the opposing side edges, wherein an upper end of the second shoulder strap is coupled to the main panel at a second top corner to a second side of the vertical axis of the main panel and a lower end of the second shoulder strap is coupled to the main panel away from the bottom edge of the main panel to the second side of the vertical axis of the main panel; wherein the width of the bottom edge of the main panel is greater than a distance between the upper ends of the first and second shoulder straps.

22. The child carrier of claim 21, wherein the child carrier configured to distribute 70-90% of a child's weight to the wearer's hips through the waistband.

23. The child carrier of claim 22, wherein the main panel so dimensioned to overhang the waistband to form a sling adapted to support a majority of the child's weight through the child's hips and thighs.