



US006934366B2

(12) **United States Patent**  
**Engelke et al.**

(10) **Patent No.:** **US 6,934,366 B2**  
(45) **Date of Patent:** **\*Aug. 23, 2005**

(54) **RELAY FOR PERSONAL INTERPRETER**

(56) **References Cited**

(75) Inventors: **Robert M. Engelke**, Madison, WI (US); **Kevin Colwell**, Middleton, WI (US); **Troy D. Vitek**, Madison, WI (US); **Kurt M. Gritner**, Madison, WI (US)

U.S. PATENT DOCUMENTS

5,163,081 A	*	11/1992	Wycherley et al.	379/52
5,289,523 A	*	2/1994	Vasile et al.	379/52
5,909,482 A	*	6/1999	Engelke	379/52
6,307,921 B1	*	10/2001	Engelke et al.	379/52
6,493,426 B2	*	12/2002	Engelke et al.	379/52
6,594,346 B2	*	7/2003	Engelke	379/52

(73) Assignee: **Ultratec, Inc.**, Madison, WI (US)

(\* ) Notice: Subject to any disclaimer, the term of this patent is extended or adjusted under 35 U.S.C. 154(b) by 26 days.

\* cited by examiner

This patent is subject to a terminal disclaimer.

*Primary Examiner*—George Eng  
(74) *Attorney, Agent, or Firm*—Quarles & Brady LLP

(21) Appl. No.: **10/316,215**

(57) **ABSTRACT**

(22) Filed: **Dec. 10, 2002**

(65) **Prior Publication Data**

US 2003/0198320 A1 Oct. 23, 2003

**Related U.S. Application Data**

(63) Continuation of application No. 09/783,337, filed on Feb. 14, 2001, now Pat. No. 6,493,426, which is a continuation-in-part of application No. 09/288,420, filed on Apr. 8, 1999, now Pat. No. 6,233,314, which is a continuation of application No. 08/925,558, filed on Sep. 8, 1997, now Pat. No. 5,909,482.

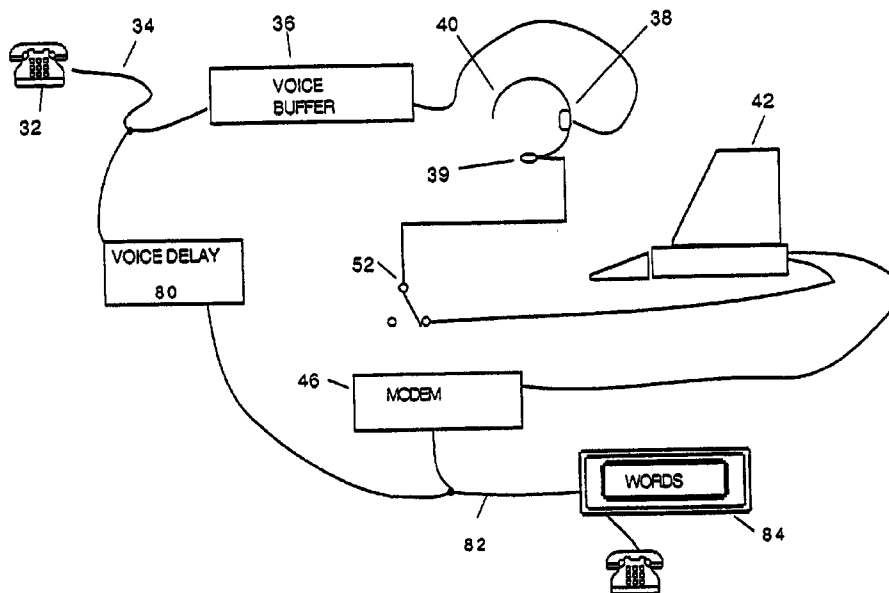
A relay is described to facilitate communication through the telephone system between hearing users and users who need or desire assistance in understanding voice communications. To overcome the speed limitations inherent in typing, the call assistant at the relay does not type most words but, instead, re-voices the words spoken by the hearing user into a computer operating a voice recognition software package trained to the voice of that call assistant. The text stream created by the computer and the voice of the hearing user are both sent to the assisted user so that the assisted user can be supplied with a visual text stream to supplement the voice communications. A time delay in the transmission of the voice of the hearing user through the relay is of assistance in the assisted user comprehending the communications session.

(51) **Int. Cl.**<sup>7</sup> ..... **H04M 11/00**; H04M 1/64

(52) **U.S. Cl.** ..... **379/52**; 379/88.14; 379/93.15

(58) **Field of Search** ..... 379/55, 88.01, 379/88.14, 93.05, 93.09, 93.14, 93.15, 52; 340/825.19; 704/235, 246, 270, 271

**1 Claim, 4 Drawing Sheets**



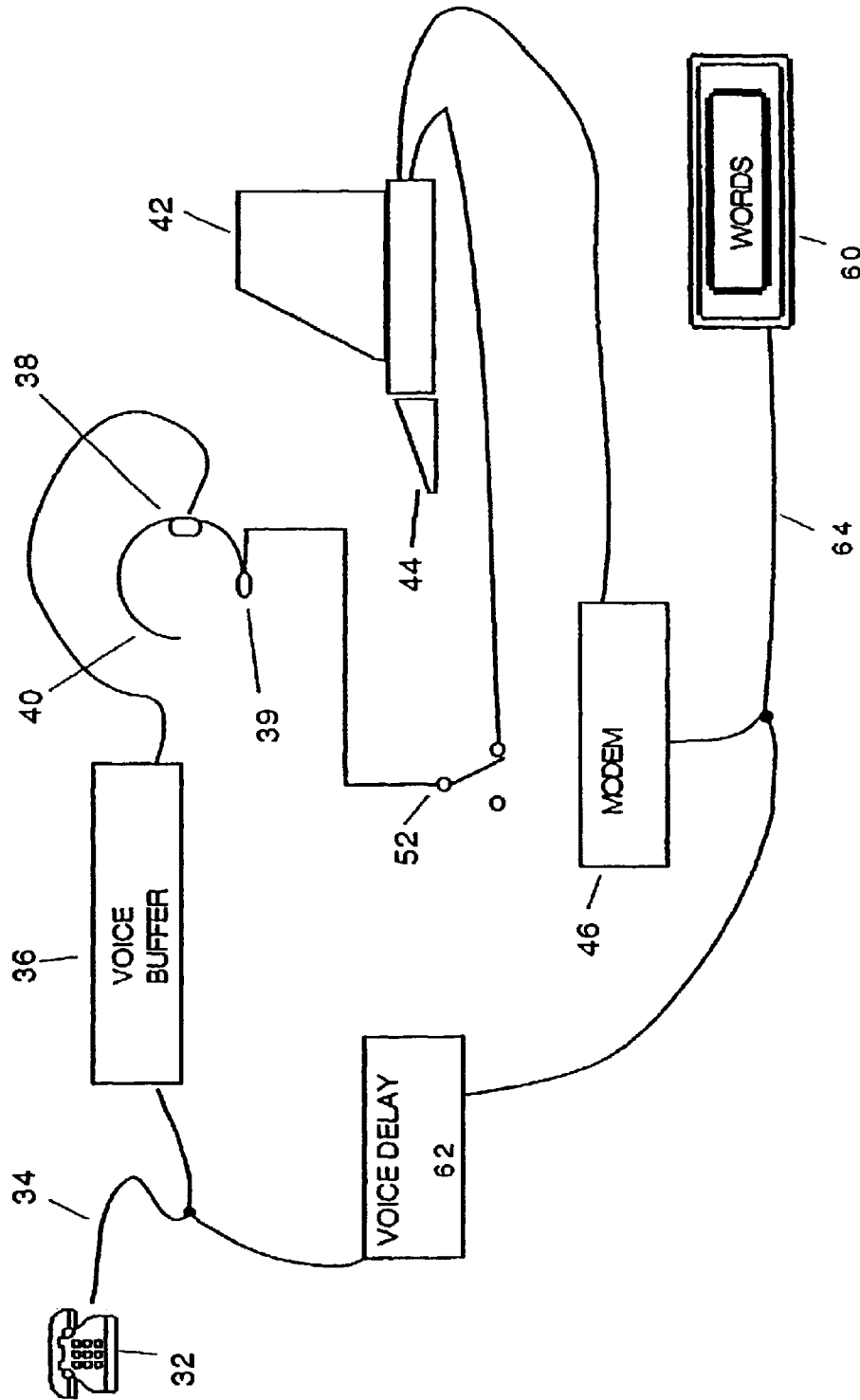


FIG. 1



FIG. 2

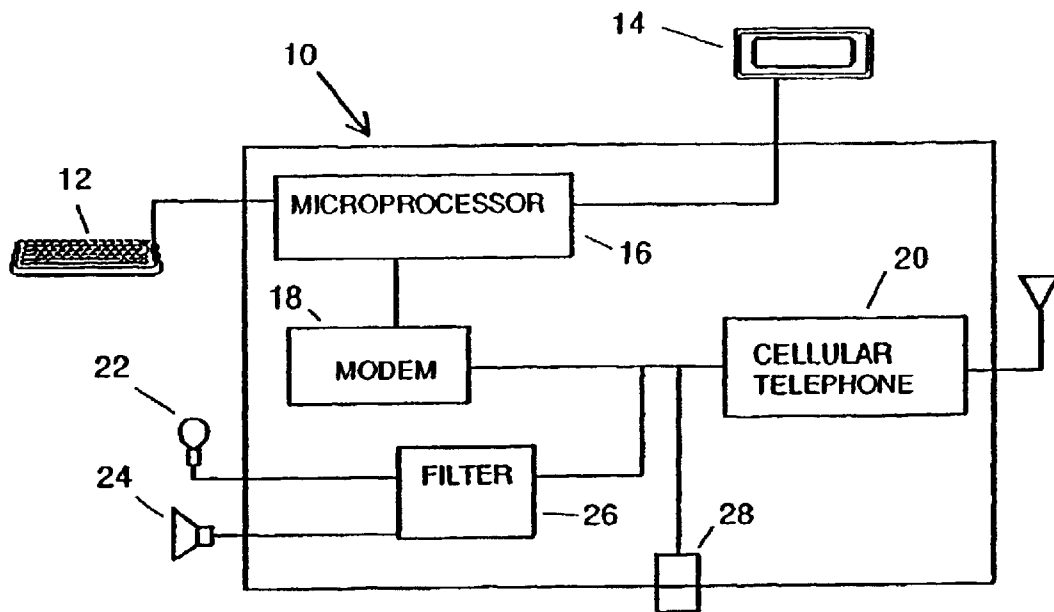


FIG. 3

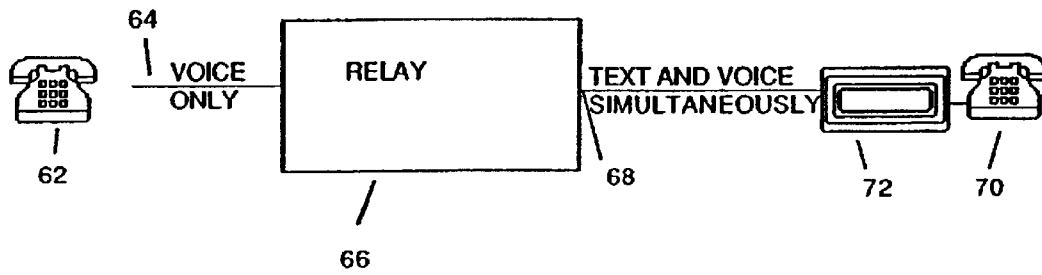


FIG. 4

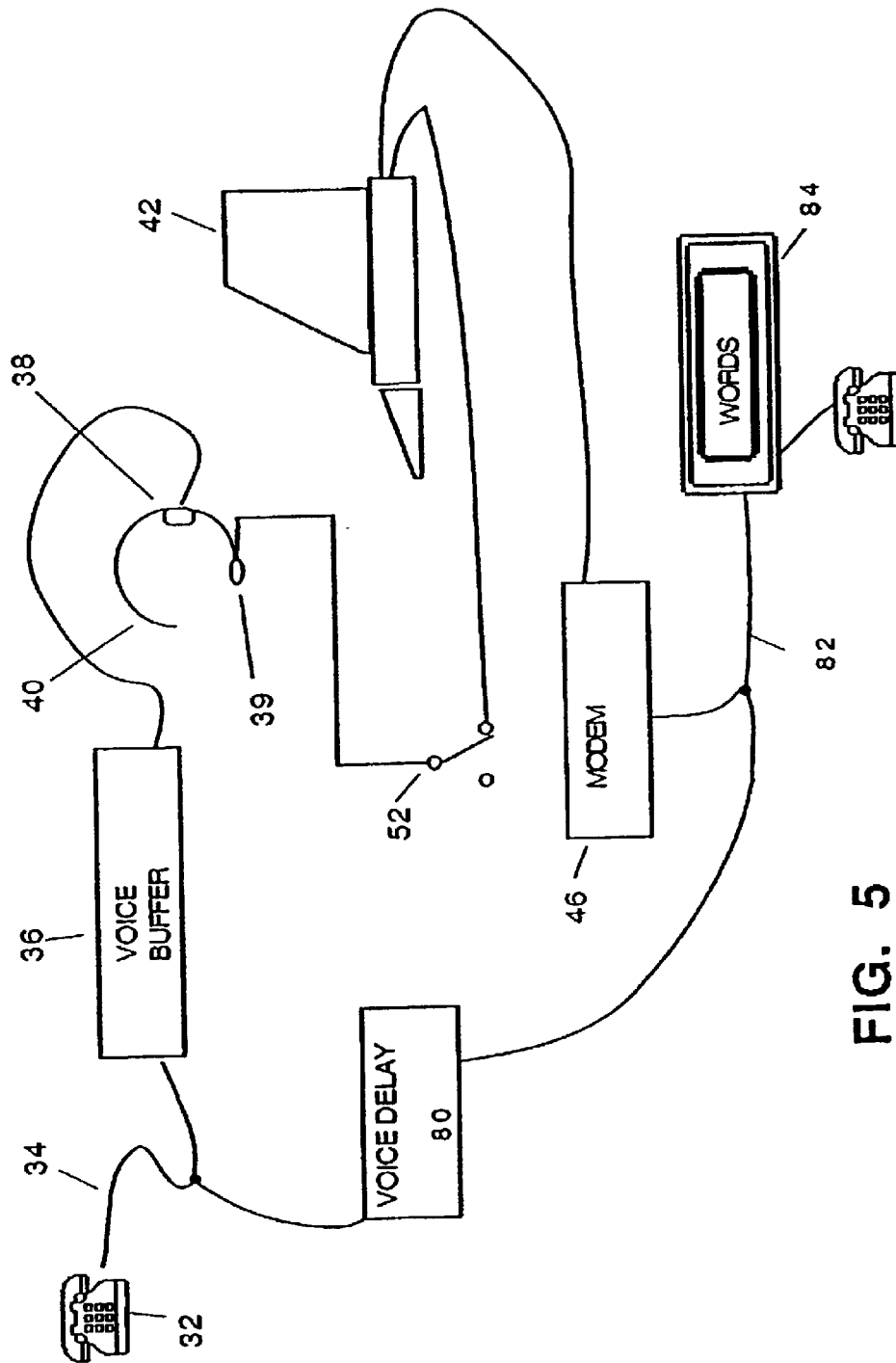


FIG. 5

**RELAY FOR PERSONAL INTERPRETER****CROSS-REFERENCE TO RELATED APPLICATIONS**

This application is a continuation of Application No. 09/783,337, filed Feb. 14, 2001, now U.S. Pat. No. 6,493,426, which is a continuation-in-part of application Ser. No. 09/288,420, filed Apr. 8, 1999, now U.S. Pat. No. 6,233,314, which is a continuation of application Ser. No. 08/925,558 filed Sep. 8, 1997, now U.S. Pat. No. 5,909,482.

**STATEMENT REGARDING FEDERALLY SPONSORED RESEARCH OR DEVELOPMENT**

Not applicable.

**BACKGROUND OF THE INVENTION**

The present invention relates to the general field of telephone communications. In more particular, the invention relates to systems to assist telephone communications by those persons who are deaf, hard of hearing, or otherwise have impaired hearing capability.

Most modern human communications in both social and business environments takes place through sound communications. Yet within modern society there are many persons who have attenuated hearing capability. To assist those persons in making use of our telephonic communication system built for the hearing majority, there has been developed a system of telephone communication which has been principally used by the deaf community. That system makes use of a category of device known variously as a telecommunication device for the deaf (TDD), text telephone (TT) or teletype (TTY). Current TDDs are electronic devices consisting of a key board and a display as well as a specific type of modem, to acoustically or directly couple to the telephone line. Modern TDDs permit the user to type characters into their keyboard, with the character strings then encoded and transmitted over the telephone line to be displayed on the display of a communicating or remote TDD device.

Most TDD communication is conducted in an idiosyncratic code specific to the community of TDD users. This code, known as Baudot, evolved historically at a time when many telecommunication devices for the deaf were based on mechanical or electromechanical devices rather than the current technology based on digital electronic components. Accordingly, the Baudot protocol was constructed for a set of constraints which are no longer relevant to present date devices. The original Baudot protocol was a unidirectional or simplex system of communication conducted at 45.5 Baud. The conventional Baudot character set was a character set consisting of 5 bit characters and the system encodes the bits of those characters in a two-tonal system based on carrier tones of 1400 and 1800 Hertz.

The system of TDD communications is widely used and in fact has become indispensable to the deaf community throughout the industrialized world. Deaf persons extensively communicate with their neighbors and with other deaf and hearing people remotely, using the TDD system. In addition, systems have been developed to facilitate the exchange of communication between the deaf community and hearing users who do not have access to or utilize a TDD device. In the United States, telephone companies have set up a service referred to as a "relay." A relay, as the term is used herein, refers to a system of voice to TDD communication in which an operator, referred to as a "call assistant,"

serves as a human intermediary between a hearing user and a deaf person. Normally the call assistant wears a headset that communicates by voice with the hearing user and also has access to a TDD device which can communicate to the deaf user using a TDD appropriate protocol. In normal relay operations in the prior art, the call assistant types at a TDD keyboard the words which are voiced to her by the hearing user and then voices to the hearing user the words that the call assistant sees upon the display of his or her TDD. The call assistant serves, in essence, as an interpreting intermediary between the deaf person and the hearing person to translate from voice to digital electronic forms of communication.

A limitation in the effectiveness of current relay protocols is the necessity for the call assistant simply to type what is said. Typical call assistants can usually type reasonably well, typically in the range of 40 to 60 words per minute. While systems exist which permit the digital encoding of verbal communications at a faster rate, such as court stenography used in the legal system, such systems require extensive special training and are impractical for the numerous call assistants required by the relay systems in operation today. This limitation on the speed of conversion from speech to digital communications hampers the effective flow of communication in a relay call between the hearing person and a deaf person, since most hearing people speak at a rate which is higher than most call assistants can type. In addition, since conventional Baudot communications is unidirectional, the flow of conversation in a relay assisted communication session can be somewhat awkward. For example, first the hearing person must voice a statement or question. Then the calling assistant must type that statement or question, which is then transmitted at Baudot speeds, which are slower than normal human voice communication, to the deaf person. The deaf person waits until the entire statement or question is transmitted to him or her, after which he or she composes a response and types it in at his or her TDD. Then the communication flows backward to the call assistant who must voice to the hearing person what the deaf person has typed at his or her terminal. This process enables a degree of two-way communication between a deaf person and a hearing person, but the system tries the patience of the hearing person, since it is typically not conducted at a pace anywhere close to normal human communications.

**BRIEF SUMMARY OF THE INVENTION**

The present invention is summarized in that a relay system to facilitate the translation of information and communication between deaf and hearing persons includes a call assistant who re-voices the words of the hearing person which are spoken to the call assistant. The words spoken by the call assistant are recognized by a speech recognition computer program which has been trained to the voice pattern of the call assistant, such that the words are promptly translated into text and formatted into high speed digital communication protocol. That high speed digital communication message is then transmitted electronically promptly by telephone to a visual display accessible to the deaf person.

It is an advantage of the invention described herein that the call assistant does not have to type most, if any, of the words spoken by the hearing person in the communication session so that the overall speed of communications from the hearing person to the deaf person is dramatically increased.

It is an object of the present invention that the design and utilization of a relay operated in accordance with the pro-

ocols described herein permits the introduction of small hand-held personal interpreter which will enable on the spot communications between deaf persons and hearing persons wherever the deaf persons might go.

Other objects, advantages and features of the present invention will become apparent from the following specification when taken in conjunction with the accompanying drawings.

#### BRIEF DESCRIPTION OF THE SEVERAL VIEWS OF THE DRAWINGS

FIG. 1 is a schematic block diagram of a re-voicing relay.

FIG. 2 is an exterior view of a personal interpreter enabled by the relay of FIG. 1.

FIG. 3 is a schematic block diagram of the personal interpreter of FIG. 2.

FIG. 4 illustrates the operation of a captioned telephone service supported by a relay.

FIG. 5 is a schematic block diagram of a re-voicing relay operated in accordance with the present invention.

#### DETAILED DESCRIPTION OF THE INVENTION

The present invention involves developments in the improvement of computer assisted relay services. These developments are based upon the underlying technology of using voice recognition software, operated by a call assistant (a "CA"), to assist in the voice to text translation inherent in providing relay services. The new developments described here are intended to be improvements to the re-voicing strategy described in U.S. Pat. No. 5,909,482, these improvements intended to enhance user satisfaction in the use of re-voicing relay service. To assist in the understanding of these improvements, the underlying voice-dependent present re-voicing system will be described first.

The re-voicing relay has its first implementation in providing voice to text transcription services for the deaf. However, the relay voice to text transcription service has use for users other than those who are deaf. It is envisioned that there are a number of hearing or partially hearing users who would have reason to benefit from voice to text transcription services. For example, a device known as a captioned telephone, described below, permits telephone users who have hearing difficulty in use of the telephone by providing a near-simultaneous text transcription of telephone conversations, the text being provided by a relay. Relay voice to text service might also be useful for any application in which it is desired to supplement voice communications by a text transcription of the voice spoken on the telephone. Thus, while the operation of the relay will sometimes be described here by referring to an "assisted user," who may be deaf or hard of hearing, but who also may be a normally hearing person who simply wants text assistance for some reason. The user at the other end of the line will be referred to here as the hearing user, simply for the purpose of having something to call that person, even though both users may be hearing.

Thus, first the basic re-voicing, or fast transcription, relay will be described, then its use with a captioned telephone device will be described, and only then will the following description focus on the novel invention disclosed here.

##### Re-voicing Relay.

The computer-assisted relay system is intended to provide more conversation-like performance of voice to text interpreting for translating between an assisted user and a hearing

user. The method of operating the relay described herein is applicable to the broad TDD community, and also to all the applications in which a relay might be normally used. However, since the advantages of this system are most clear in view of its usefulness in enabling the advent of the truly portable personal interpreter for the deaf, a diversion to discuss what this device is and how the relay may enable its practical use is appropriate here.

##### Personal Interpreter.

Shown in FIG. 3 is an illustration of what a personal interpreter 10 can look like. This would be a small hand held device typically the size of a small hardbound book. It would have a keyboard of minimal size, but useable by a deaf person who can type. It would have a multi-line display, but the display could be any size that conveniently fits in the case of the device. The device would also have a key or switch which would initiate its operation.

Shown in FIG. 2 is a schematic block diagram of the internal mechanics of the personal interpreter. The personal interpreter keyboard shown at 12 and its display as shown at 14. Inside the interpreter itself is a microprocessor shown at 16. Not shown, but included within the personal interpreter, would be the appropriate memory and interface devices so as to allow the microprocessor to be programmed and to operate the personal interpreter and perform its functions, in a manner well known in the art. Also inside of the personal interpreter is a modem 18. The modem 18 is preferably a modem specifically designed for interface with the deaf telecommunications system. Most telecommunications with the deaf community are conducted using a Baudot type code. It is preferred that the mode be designed to use the enhanced form of Baudot communication known as "Turbo Code" (Ultratec), which is generally described in U.S. Pat. Nos. 5,432,837, 5,517,548, and 5,327,479, the disclosure of which is hereby incorporated by reference. It is even more preferred that the modem use a new variant of Turbo Code, one which uses higher carrier frequencies (in the range of 3000-3500 hertz) and a faster baud rate (over 100 baud). The output of the modem is preferably wired to a cellular telephone 20 included within the case of the personal interpreter 10. The cellular telephone 20 has a suitable antenna provided on it so that it may dial a cellular telephone network by radio frequency communications of the type normally conducted by cellular telephones. The personal interpreter also includes jack 28 to connect to a conventional wired or land-line telephone line as well. The personal interpreter also include a microphone 22 and a speaker 24. A filter 26 connects the speaker 24 and the microphone 22 to the telephone 20.

A brief description of the operation and functionality of the personal interpreter reveals the dramatic improvement and convenience and portability that this device gives to deaf people. A deaf user could go into an establishment, be it a government office or retail facility, in which there are only hearing persons. The deaf person would carry with him or her the personal interpreter 10. The deaf person would then place the personal interpreter 10 upon a counter or other surface, open it up, and press the initiation key or start button. The microprocessor 16 and modem 18 of the personal interpreter then power up and act in many ways like a normal TDD device operating in telecommunication standard, such as Turbo code. However, there is one critical difference. The start or initiation key further causes the microprocessor 16 of the personal interpreter to dial a relay to set up a relay communication session and includes in its communication with the relay a message, using the enhanced command features available in advanced telecom-

munication protocols, such as Turbo Code, to initiate a special format of relay call adapted for the personal interpreter. Other codes which permit command functions, such as ASCII or CC ITT, could also be used. The first operation is to activate the cellular telephone and direct the cellular telephone to dial the number of a relay operating in accordance with the method of the present invention. The cellular telephone dials the relay. Obviously, no wired connection is required to allow the cellular telephone function to establish a telephone connection with the remote relay, but alternatively the jack **28** to a conventional telephone line could be used. In addition, when the relay answers the telephone connection, the microprocessor **16** of the personal interpreter **10** is instructed to provide command codes to the remote relay. These command codes, a feature possible through the use of Turbo Code, permits the personal interpreter to tell the relay that this is a personal interpreter-type relay communication session. All of this can happen in the time necessary to initiate the cellular call, perhaps two to ten seconds.

Then, the deaf person can use the personal interpreter to translate words spoken by hearing persons in the presence of the personal interpreter into visually readable text. This is done by the personal interpreter **10** through an unseen relay. Words spoken by the hearing persons in the presence of the personal interpreter **10** are picked up by the microphone **22**. Those words are then transmitted through the cellular telephone **20** to the remote relay. The relay, operating as will be described below, then immediately transmits back, in enhanced Turbo Code, a digital communication stream translating the words that were just spoken. The words are received by the modem **18**, and the microprocessor **16** in the personal interpreter **10**, and it is displayed promptly upon the display screen **14**. If the deaf person can speak, he or she may then answer the hearing person with a spoken voice, or, the deaf person may alternatively type upon the keyboard **12**. If the deaf user types on the keyboard **12**, the personal interpreter transmits the communication by digital communication to the relay. The call assistant at the relay then reads and speaks the words typed by the deaf user which are transmitted to the speaker **24** contained in the personal interpreter into a voice communication which can be understood by the hearing users. The filter **26** filters out the digital communication frequencies from the sound generated by the speaker **24**. Thus, in essence, the deaf person has a personal interpreter available to him or her at all times of the day or night wherever the deaf person is within the range of the cellular telephone system. Also, because the relay is preferably operating in accordance with the fast translation methodology described below, a very conversation-like feel can occur in the communication session between the deaf user and the hearing persons in the presence of the personal interpreter **10**. In order for this communication session to be satisfactory to the hearing users as well as the deaf person, however, the relay must operate exceedingly rapidly. It is, in part, to meet the need for the exceeding rapidity of this conversational style of communication that the relay protocol of the present invention has been designed.

#### Re-voicing Relay.

Shown in FIG. **1** is a relay intended to provide the voice to text capability to support the personal interpreter, and which can also support other voice to text services to provide services for assisted users. FIG. **1** is intended to show, in schematic fashion, how such a relay system can be set up. Shown at **32** is a telephone of a hearing person. Instead of a telephone of a hearing person, the input could also be the microphone of the personal interpreter **10** shown in FIGS. **2**

and **3**. The telephone of the hearing person **32** is connected through a telephone line **34** to a voice input buffer **36** at the relay. The telephone line **34** can be an actual physical land line, i.e. two pair between the telephones, or can be a cellular or other over-the-air telephone linkage or can be a connection using an internet protocol connection over the internet. The voice input buffer **36** is a simple buffer to ensure temporary capture of the voice in the event that the call assistant gets behind and needs to buffer or delay the voice of the hearing person. In any event, the output of the input voice buffer **36** is provided to a headset **40** where earphones **38** produce the sound of the remote speaking person in the ear of the call assistant. The call assistant is wearing the headset **40** and sitting at a computer **42** capable of communicating in an enhanced Baudot communication, such as Turbo Code or whatever other code protocol is being used. However, typically the call assistant does not type the words which the call assistant hears in his or her earphone **38**. Instead, the call assistant then speaks the words which he or she hears in the earphones **38** into a microphone **39** in the headset **40**. The microphone **39** on the headset **40** is connected to transmit the voice of the call assistant to the computer **42** at which the call assistant sits.

The computer **42** has been provided with a voice recognition software package which can recognize the spoken voice of the call assistant and immediately translate words spoken in that voice into a digital text communication stream. It is a limitation of currently available speech recognition software that the software must be trained or adapted to a particular user, before it can accurately transcribe what words the user speaks. Accordingly, it is envisioned here that the call assistant operates at a computer terminal which contains a copy of a voice recognition software package which is specifically trained to the voice of that particular call assistant. It is also important that the voice recognition system be capable of transcribing the words of the voice of the call assistant at the speed of a normal human communication. It has been found that a recently available commercial voice recognition package from Dragon Systems, known as "Naturally Speaking," is a voice recognition software which will accomplish this objective and which will translate to digital text spoken words of a user at the normal speeds of human communication in conversation when operating on conventional modern personal computers. A voice recognition software system known as "Via Voice" from IBM provides similar functionality.

The computer terminal **42** of the call assistant then translates the text created by the voice recognition software to a modem **46** out through a telephone line **48** back to the display **50** located adjacent to the assisted person. The display **50** can be a conventional TDD located at the home of the remote assisted user, or can be the display **14** of the personal interpreter **10**, or can be any other display or text capture device used by an assisted user.

For reasons that will become apparent, there is also a connection from the microphone **39** of the headset **40** of the call assistant to the incoming telephone line **34** through a switch **52**. The switch **52** can physically be an electrical switch located between the microphone **39** and the telephone lines **34** and the computer **42** or, as an alternative, it can be a software switch operating in the computer **42** which passes the voice of the hearing user through to the telephone lines as voice, or not, under conditions which are selected by the call assistant, by choices he or she makes at the keyboard **44** of the computer **42**. The switch **52** is functionally a single pole double throw switch although, of course, if this func-



tion is performed by the computer it will be a logical not a physical switch. In the simplest embodiment, the switch **52** is a simple single pole dual throw switch readily accessible to the call assistant which passes the voice of the call assistant from the microphone either out onto the telephone line **34** or to the computer **42**.

Similarly, another option which would be advantageous is that the software providing for the creation of the digital text string by voice recognition be buffered in its output flow to the modem **46**. Before the computer **42** would pass the data on to the modem **46**, the data would first be displayed on the computer screen of the computer **42** for review by the call assistant. The purpose of this option would be to permit the call assistant to use the keyboard to spell or correct hard-to-spell words, or to create corrections of any misinterpretations created by the voice recognition software, from the words spoken by the call assistant. It is anticipated that if such an option is utilized, it would require fairly infrequent use of the keyboard by the call assistant, since frequent use would clearly slow down the through-put of the communications.

The relay of FIG. **1** can operate with normal TDDs or with a personal interpreter as shown in FIGS. **2** and **3**. In either event, the hearing person speaks in the telephone **32** and the words are transmitted through the telephone line **34** to the voice buffer **36**. The voice buffer **36**, again operating under the control of the call assistant, would buffer the voice signals from the hearing user as needed for the call assistant to keep up. The call assistant would hear the voice of the hearing user through the earpiece **38** and then would re-voice those same words into the microphone **39**. The words that the call assistant speaks into the microphone **39** would be fed to the computer **42** where the voice recognition software, trained to the voice of the call assistant, would translate those words into a digital text stream. The digital text stream would be turned into a digital communication stream by the modem **46** and passed on the telephone line **48** to a display **50** which can be observed by the assisted user. Experience has shown that using currently available technology the delay between the time the hearing user speaks into the telephone **32** and the time the words appear on the display **50** of the assisted user is a modest number of seconds.

In the reverse, when a non-speaking assisted user types onto his or her telecommunication device, the digital signals are transmitted to the computer **42** which displays them for the call assistant who then voices those words into the microphone **39** which words are then transmitted onto the telephone line **34**. Note that the presence of the switch **52** is therefore important in this mode. Since the voice of the call assistant serves two different functions in the operation of this system, the signal on the call assistant's voice must be switched so that the hearing user **32** only hears the voice for the communications which are intended to be directed to that person. The switch **52** allows for the voice of the call assistant only to be directed to the hearing person at the appropriate times.

Note that if the relay of FIG. **1** is used to facilitate a translation based on a personal interpreter such as that shown in FIGS. **2** and **3**, there will be only one telephone line between the personal interpreter and the call assistant. In essence, in a modification of FIG. **1**, the telephone **32** and the display **50** would both be within the personal interpreter **10**. There would be only one telephone line, a cellular link, between the personal interpreter **10** and the call assistant. Note therefore that the voice of the call assistant and the digital communications created by the computer **42** would

then travel on that same telephone linkage to and from the personal interpreter **10**. It is therefore important for this embodiment that the personal interpreter **10** have appropriate filtering (i.e. the filter **26**) to filter out the digital communication carrier frequencies of the digital communications protocol, so that they are not heard by hearing listeners in the presence of the personal interpreter **10**. The telephone line must still carry voice signals, however, so that the spoken words articulated by the call assistant in response to digital instructions from the deaf user can be properly broadcast by the speaker contained within the personal interpreter.

The provision for filtering of the digital frequencies can be done in any number of ways with two being the principal preferred methodologies. If Turbo Baudot communications are conducted at the conventional Baudot frequencies of 1400 and 1800 Hertz, the personal interpreter **10** could be provided with notch filters **26** to filter out signals at those particular frequencies. It has been found that such notch filters still permit the transmission of audible and understandable human speech, even if they filter at those particular frequencies. As an alternative, it is possible to change the Baudot frequencies to those which are much higher, such as frequencies of 3000 to 3500 Hertz. If this alternative is selected, the personal interpreter **10** is then provided with a low pass filter which permits low frequency sounds to go to the speaker to be broadcast into the environment of the personal interpreter, while high frequencies are excluded.

It is also specifically envisioned that the filter of text communications signals from the voice signal can be done digitally or logically rather than by analog filter. For example, it is possible to implement the modem at site of the assisted user using a digital signal processing, or DSP, integrated circuit. Such a DSP chip can be programmed to recognize and separate voice signals from text communications signals and to pass along only the voice signals to the speaker at the location of the assisted user. It is also contemplated that the telephone linkage between the relay and the assisted user could be a digital connection rather than an analog telephone line. For example, the linkage between the relay and the assisted user could be a digital wireless linkage or an internet protocol linkage, wired or wireless. In either of these instances, the appropriate protocol calls for the transmission of packets of digital data, the packets being marked to indicate the type of information carried in the packets. The packets might contain, for example, voice signals which have been digitized or might contain simple digital information representing the text string of a conversation. In the instance of such a digital packet type communication protocol, the filtering out of the digital text information could be implemented simply by only converting the packets marked as voice back into sound. Packets marked as containing digital information would be used to recover the text information for display to the assisted user.

#### Captioned Telephone.

Shown in FIG. **4** is an illustration of how a typical telephone call involving a captioned telephone would be set up. The hearing user at telephone **62** communicates through a telephone line **64** with the relay, indicated at **66**. The relay, a re-voicing relay, communicates through a telephone line **68** with the assisted user. At the site of the assisted user is a telephone **70** used by the assisted user and also a captioned telephone device **72**. The telephone **70** is conventional. The captioned telephone device **72** is constructed to accomplish two objectives. One objective is to filter, or separate, the digital signals carrying the text information from the voice

signal. The other objective is to take the digital signals and create a visual display of the text information for the assisted user. This device is thus intended to assist the user to understand a greater portion of the conversation by providing a visually readable transcription of the text of the telephone conversation so that the assisted user can read any words that he or she cannot hear properly.

#### Re-voicing Relay with Voice Delay.

Now the context of the new improvement here can be understood. The improvement is intended to make the operation of a re-voicing relay more desirable from the point of view of the assisted user, when used with a captioned telephone device.

It has been found in actual human tests that utilizing the re-voicing methodology, combined with speech recognition by the call assistant results in a through-put of communication two to four times faster than the typing which can be achieved by a normal call assistant operating a keyboard. This is a dramatic improvement in the social acceptability of voice to text translation systems. While deaf users are accustomed to the delays inherent in TDD communications, hearing users and hard of hearing users are not accustomed to those delays. The advantage of faster throughput through a relay of the type illustrated in FIG. 1 allows for more conversation-like interchange between deaf persons and hearing persons than was heretofore possible. However, the relay of FIG. 1 also enables improved delivery of captioned telephone services.

It has now been found that the human factors of the captioned telephone service can be dramatically improved if a delay is imposed on the transmission of the voice of the hearing user through the relay. Shown in FIG. 5 is the improved re-voicing relay including provisions for such a voice delay. In the relay of FIG. 5, parts similar to those shown and described with respect to FIG. 1. In addition, note that there is a additional component, a voice delay module 80 interposed between the hearing user and the telephone line 82 which connects to the assisted user, who is using a captioned telephone device, here designated 84.

The voice delay module 80 is a circuit which imposes a time delay on the passage of the voice of the hearing user through the relay. The time delay can be fixed or variable. A variable delay can be varied by, for example, the average speed of the telephone conversation, as measured by the number of words per minute in the text stream that the voice recognition software sends over the telephone line to the assisted user. A fixed delay can be a simple fixed time delay of about one-half to ten seconds, and more preferably one to two, seconds. It has been found that such a fixed time delay works quite acceptably to dramatically improve the desirability of the captioned telephone system to the assisted user. As an alternative, it is also envisioned that a variable time length voice delay can be used, which could vary either in accordance with the amount of voice stored in the voice buffer awaiting transmission to the call assistant or in accordance with the timing signals originating from the voice recognition software. It has been found that a delay exceeding two seconds is sometimes not tolerated well by the users and makes the communication less conversation like. If a variable delay is used, and the delay time exceeds two seconds on occasion, it is probably desirable to shrink that delay somewhat by making up time during pauses in speech or in pauses between speakers, so that the perceived delay stays within tolerated levels.

When the assisted user is using a captioned telephone device, and the relay of FIG. 5, the words spoken by the hearing user are re-voiced by the call assistant and translated into text by the voice recognition software in the personal computer. The text is transmitted over the telephone line 82 to the captioned telephone device 84 in the location of the assisted user. The time period by which that text stream trails the voice of the hearing user is quite variable. Voice recognition software tends to transcribe words in context groups, and thus the text stream tends to come out of the voice recognition system in small bursts, rather than a continuous slower stream of words. Because of this burst transmission of text, it would be quite difficult to precisely match the timing of the presentation of the text with the sound of the voice of the hearing user as heard by the assisted user. However, it has been determined that exact synchrony of voice and text is not required for assisted user to be greatly benefitted by the captioned text. Human beings tend to understand and comprehend language in phrases rather than individual words. As long as the time of the presentation of the visual text stream to the assisted user is in roughly the same time frame as the reception of the voice of the hearing user, the assisted user will find great help from the visual text stream. Thus it has been found that a fixed time delay of a one to one and one-half seconds in the relay results in a much greater comprehension of the telephone conversation by a hard of hearing user of a captioned telephone.

While the utilization of the voice delay relay is particularly intended to be helpful for the captioned telephone application of the re-voicing relay, it is not intended to be limited to that particular application. For example, the voice to text capability of the re-voicing relay makes the use of such a relay attractive for some business purposes, such as creating a text record of a business negotiation or interview session, conducted over or merely in the presence of a telephone. If the call assistant is a simultaneous translator, the relay can be used to conduct language translations assisted by text translations. The voice delay relay can be used to present text nearly simultaneously to voice for such applications.

In the implementation of a relay providing captioned telephone service, the relay transmits both a digital text message stream and the voice of the hearing user over a telephone connection to the station of the assisted user. It is to be understood, however, that a conventional telephone single line connection is only one example of a telephonic connection that can be used in this arrangement. Digital wireless connection, or PCS connection, or even internet protocol wired or wireless connection can be used to connect the relay to the assisted user, so long as the connection is capable of transmitting voice and text simultaneously to that user.

It is to be understood that the present invention is not limited to the particular illustrations and embodiments disclosed above, but embraces all such modified forms thereof as come within the scope of the following claims.

What is claimed is:

1. A method of operating a relay system using voice recognition software to facilitate communication between a hearing user speaking words and an assisted user by telephone comprising steps of

transmitting the words spoken by the hearing user when speaking to the voice recognition software at the relay;

**11**

the digital computer using the voice recognition software to translate the words spoken by the hearing user into a digital text message stream;

transmitting both the digital text message stream and the voice of the hearing user by telephone connection to the assisted user;

displaying the digital text message stream to a captioned telephone display device within sight of the assisted user; and

**12**

broadcasting the voice of the hearing user to the assisted user;

wherein the transmission of the voice of the hearing user through the relay is delayed by a time period which has the effect of making the text and the voice received by the assisted user closer to the synchrony than would be the case without the delay.

\* \* \* \* \*