



US00D528831S

(12) **United States Design Patent**
Rizzi

(10) **Patent No.:** **US D528,831 S**

(45) **Date of Patent:** **** Sep. 26, 2006**

(54) **BENCH**

(75) Inventor: **John Rizzi**, Westport, CT (US)

(73) Assignee: **Landscape Forms Inc.**, Kalamazoo, MI (US)

(**) Term: **14 Years**

(21) Appl. No.: **29/244,766**

(22) Filed: **Dec. 14, 2005**

(51) **LOC (8) Cl.** **06-01**

(52) **U.S. Cl.** **D6/500**

(58) **Field of Classification Search** D6/332,
D6/335-337, 340, 349, 355, 352-353, 369-370,
D6/381, 495, 499-502; 5/12.1; 108/118,
108/119, 137; 297/16.1-16.2, 451.9, 452.11,
297/452.63, 217.1, 31, 175, 423.1, 423, 16,
297/461, 232

See application file for complete search history.

(56) **References Cited**

U.S. PATENT DOCUMENTS

359,790	A	*	3/1887	Knott	297/55
D156,935	S	*	1/1950	Carlson	D6/368
2,558,465	A	*	6/1951	Seymour	297/56
D256,300	S	*	8/1980	Yoshimura	D6/368
D263,189	S	*	3/1982	Beals	D6/495

D384,512	S	*	10/1997	Skalka	D6/370
D386,012	S	*	11/1997	Skalka	D6/370
D412,622	S	*	8/1999	DeJule	D6/371
D419,341	S	*	1/2000	Chipman	D6/492
D442,379	S	*	5/2001	Vertongen	D6/368
D482,885	S	*	12/2003	Chipman	D6/370
D498,079	S	*	11/2004	Messier	D6/381
D509,675	S	*	9/2005	Reza-Hadden	D6/381

* cited by examiner

Primary Examiner—Sandra S. Snapp

(74) *Attorney, Agent, or Firm*—Heslin Rothenberg Farley & Mesiti P.C.

(57) **CLAIM**

The ornamental design for a bench, as shown and described.

DESCRIPTION

FIG. 1 is an isometric view of the bench of the present design;

FIG. 2 is a front elevation view thereof;

FIG. 3 is a right side elevation view, the left side elevation view being a mirror image thereof;

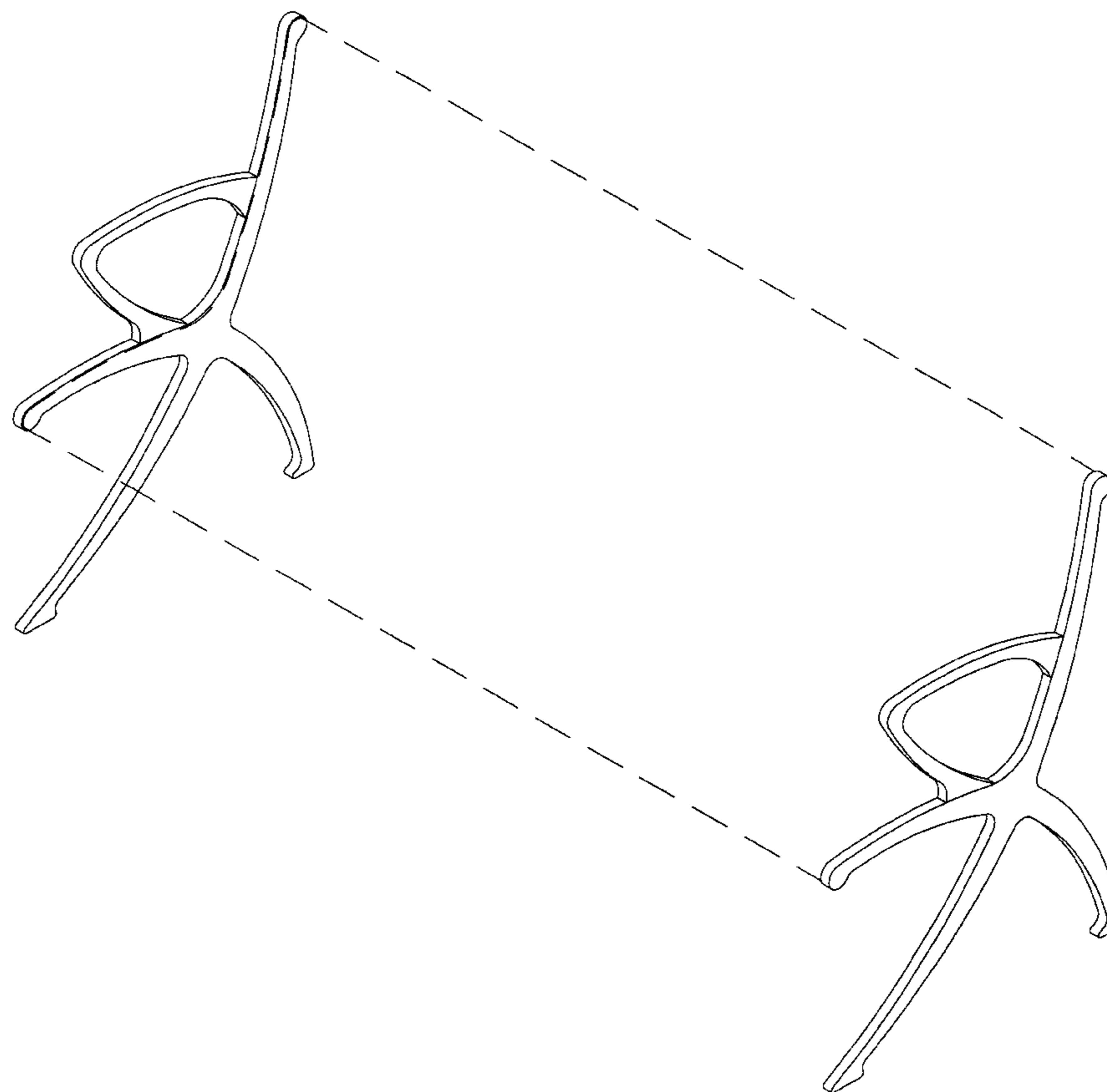
FIG. 4 is a back elevation view thereof;

FIG. 5 is a top plan view thereof; and,

FIG. 6 is a bottom plan view thereof.

The broken line depiction is for illustrative purposes only and forms no part of the claimed invention.

1 Claim, 6 Drawing Sheets



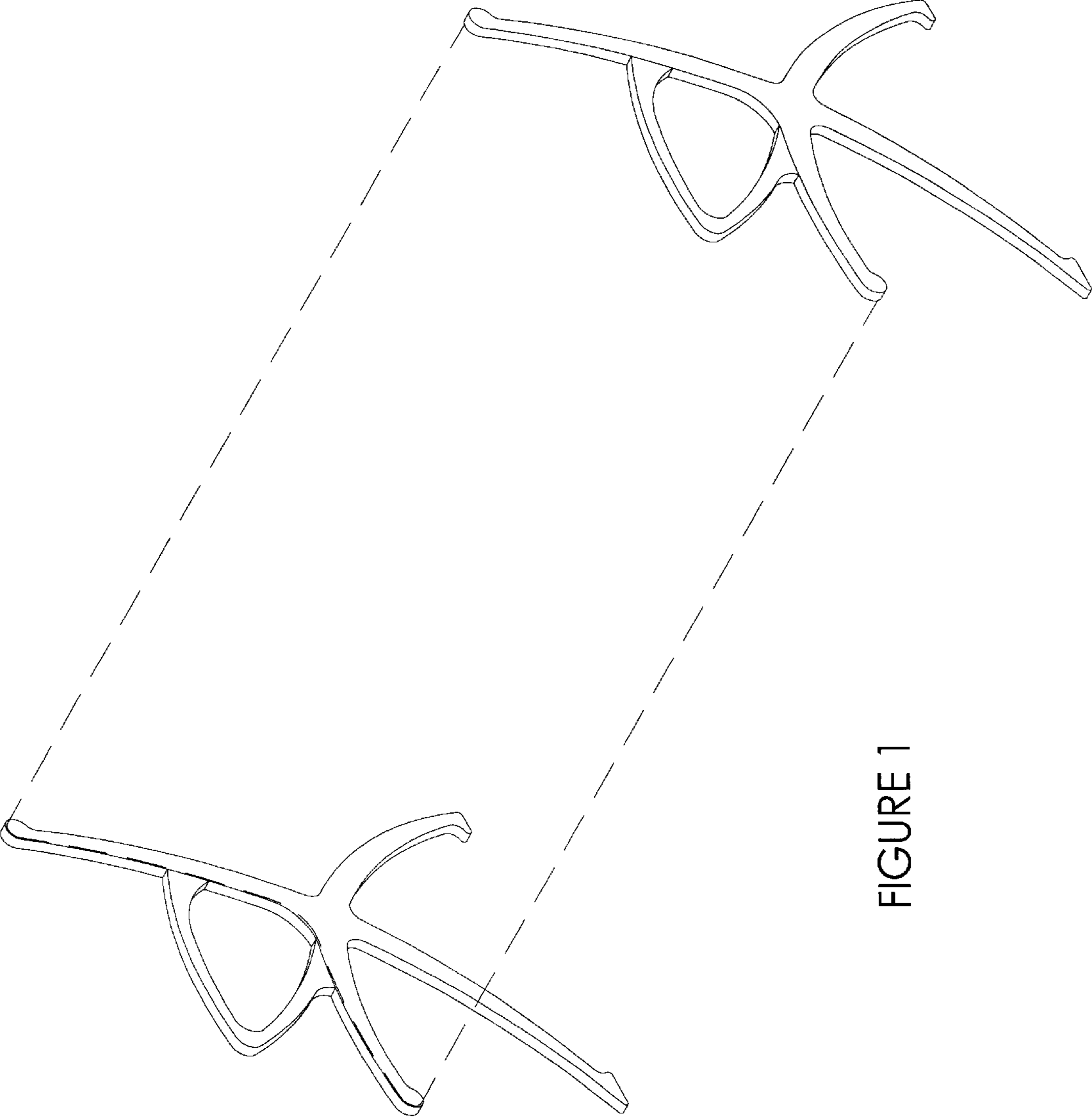


FIGURE 1




FIGURE 2

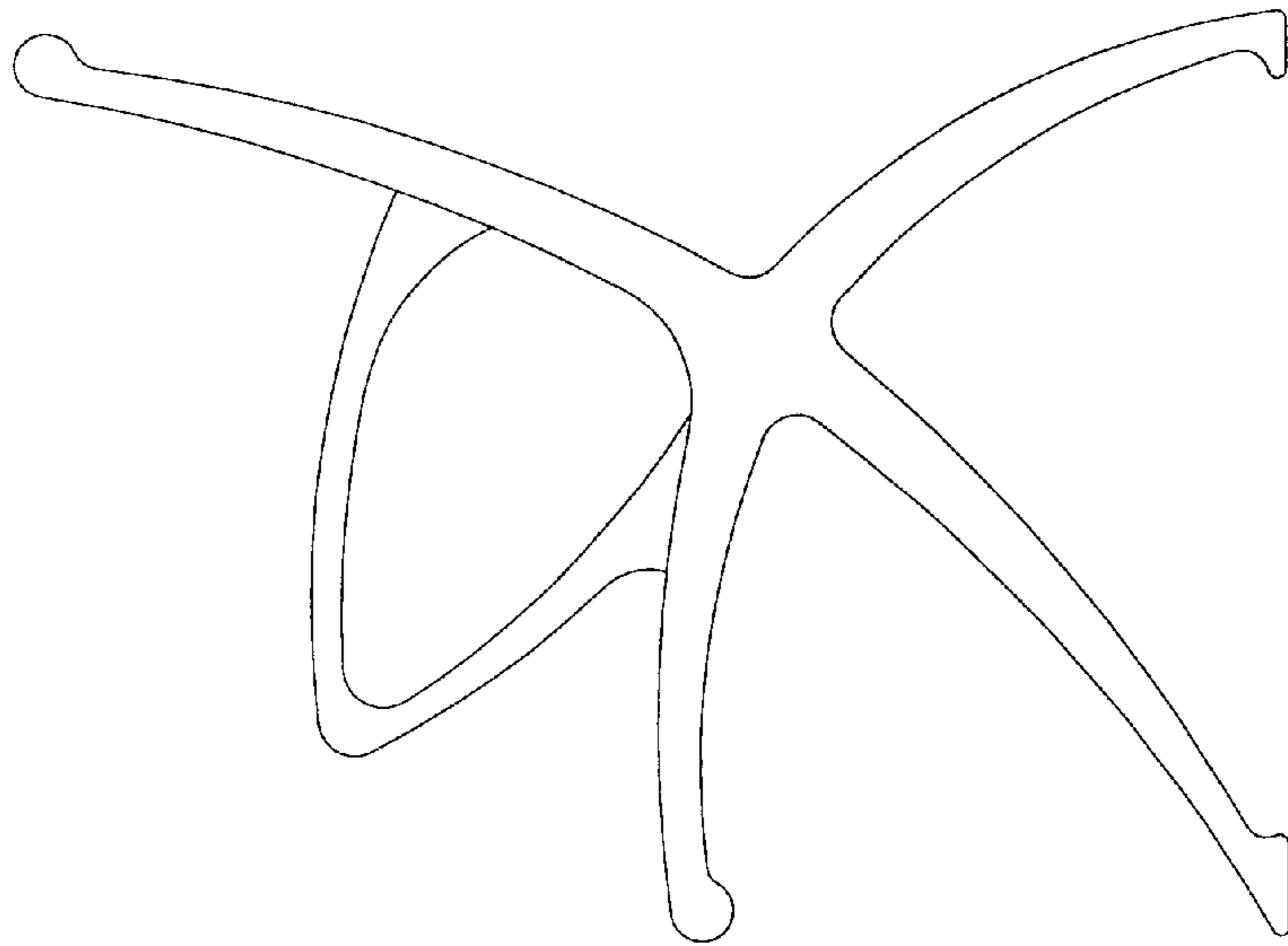


FIGURE 3




FIGURE 4




FIGURE 5




FIGURE 6