



US00D864362S

(12) **United States Design Patent** (10) **Patent No.:** **US D864,362 S**
Brandli (45) **Date of Patent:** **** Oct. 22, 2019**

(54) **LIGATURE RESISTANT LAVATORY BASIN**

(71) Applicant: **Willoughby Industries Inc,**
Indianapolis, IN (US)

(72) Inventor: **Timothy Brandli,** Zionsville, IN (US)

(73) Assignee: **Willoughby Industries Inc,**
Indianapolis, IN (US)

(**) Term: **15 Years**

(21) Appl. No.: **29/655,292**

(22) Filed: **Jul. 2, 2018**

(51) **LOC (12) Cl.** **23-01**

(52) **U.S. Cl.**
USPC **D23/284**

(58) **Field of Classification Search**
USPC D23/284, 293.1, 308; D24/234
See application file for complete search history.

(56) **References Cited**

U.S. PATENT DOCUMENTS

| | | | | |
|--------------|---------|-------------------|-------|-----------|
| D274,642 S * | 7/1984 | Doman | | D23/293.1 |
| D507,334 S | 7/2005 | Ferrer Beltran | | |
| D598,081 S | 8/2009 | Soulier | | |
| D622,825 S | 8/2010 | LeTourneau et al. | | |
| D706,949 S * | 6/2014 | Haluska | | D24/234 |
| D721,426 S | 1/2015 | Bartlett et al. | | |
| D744,074 S | 11/2015 | Adkison et al. | | |
| D744,620 S | 12/2015 | Adkison et al. | | |
| D745,122 S | 12/2015 | Schonherr et al. | | |

| | | | | |
|--------------|---------|------------------|-------|---------|
| D745,951 S | 12/2015 | Schonherr et al. | | |
| D753,803 S * | 4/2016 | Gompper | | D23/284 |
| D763,415 S * | 8/2016 | Gompper | | D23/284 |
| D791,288 S | 7/2017 | Schonherr et al. | | |
| D809,112 S * | 1/2018 | Boeltl | | D23/308 |
| D841,785 S * | 2/2019 | Adkison | | D23/284 |

OTHER PUBLICATIONS

Willoughby Lavatory [online], Apr. 17, 2017 [retrieved on Oct. 2, 2017]. Retrieved from the Internet: <URL: <http://www.pmengineer.com/articles/93052-lavatory-system-from-willoughby-industries>>.

* cited by examiner

Primary Examiner — Robert A Delehanty
(74) *Attorney, Agent, or Firm* — Woodard, Emhardt, Henry, Reeves & Wagner, LLP

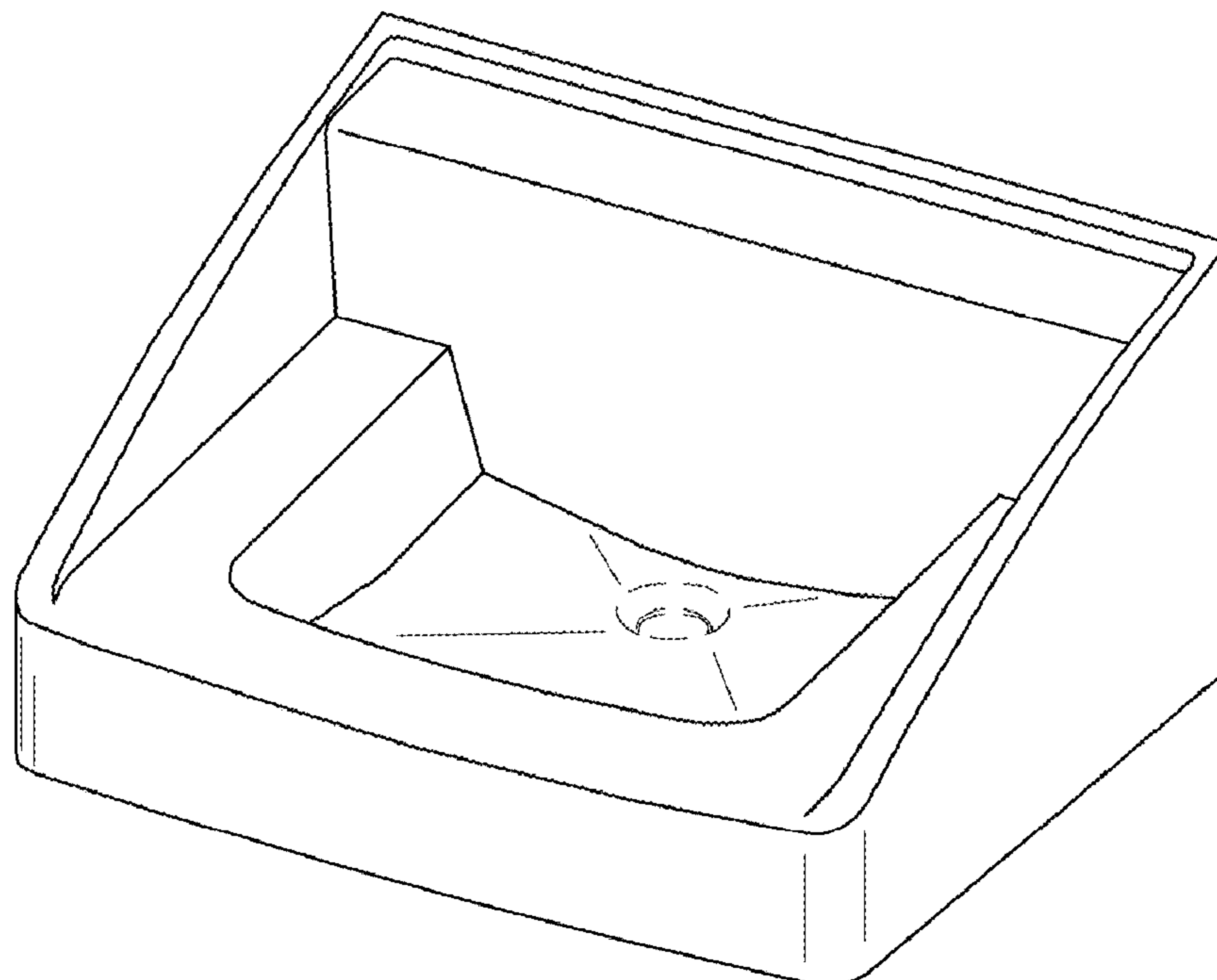
(57) **CLAIM**

The ornamental design for a ligature resistant lavatory basin, as shown and described.

DESCRIPTION

FIG. 1 is a perspective view of the lavatory basin.
FIG. 2 is a top plan view of the lavatory basin.
FIG. 3 is a bottom plan view of the lavatory basin.
FIG. 4 is a front elevation view of the lavatory basin.
FIG. 5 is a back elevation view of the lavatory basin.
FIG. 6 is a right elevation view of the lavatory basin; and,
FIG. 7 is a left elevation view of the lavatory basin.
The broken lines in the drawings illustrate subject matter which forms no part of the claimed design.

1 Claim, 4 Drawing Sheets



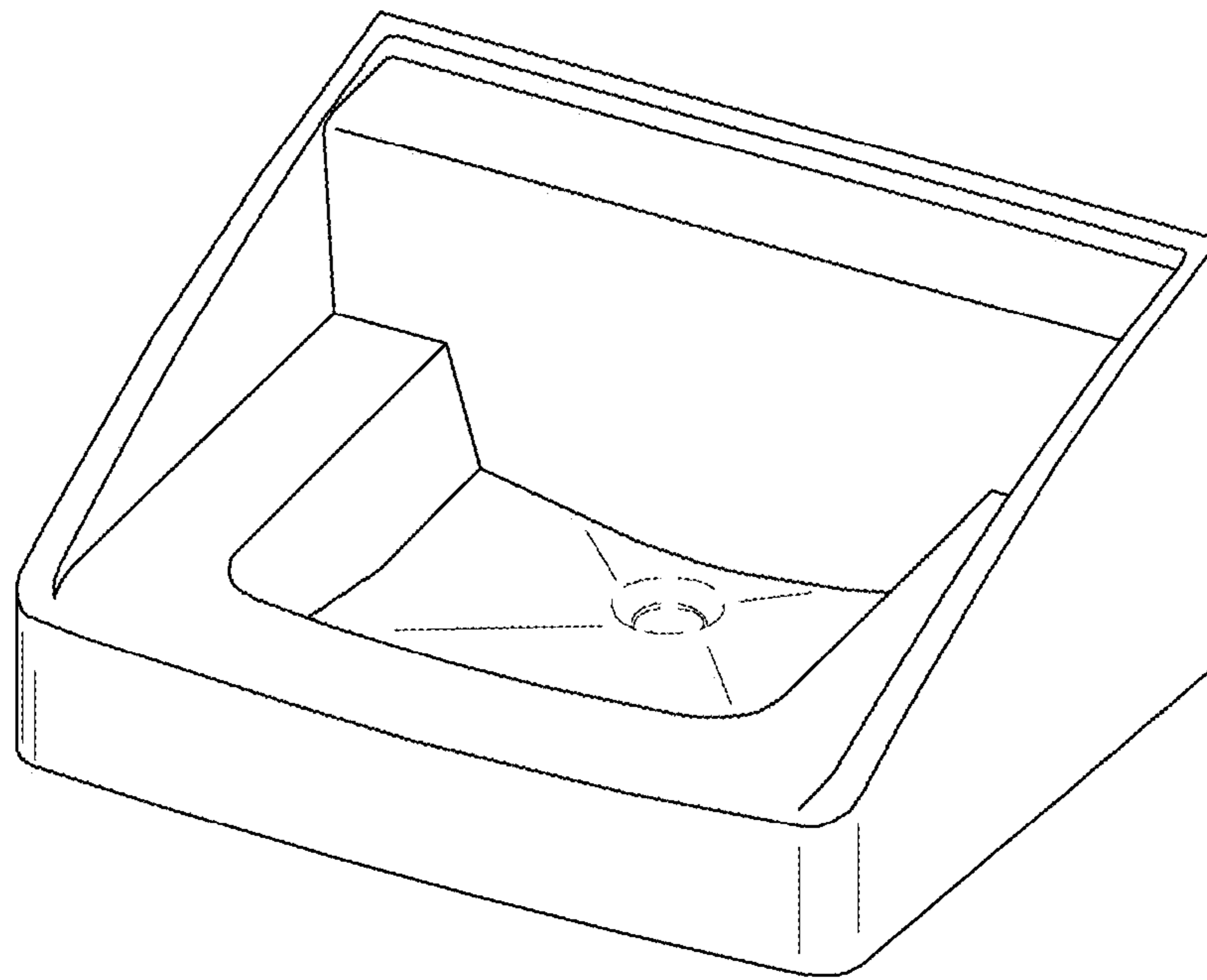


Fig. 1




Fig. 2

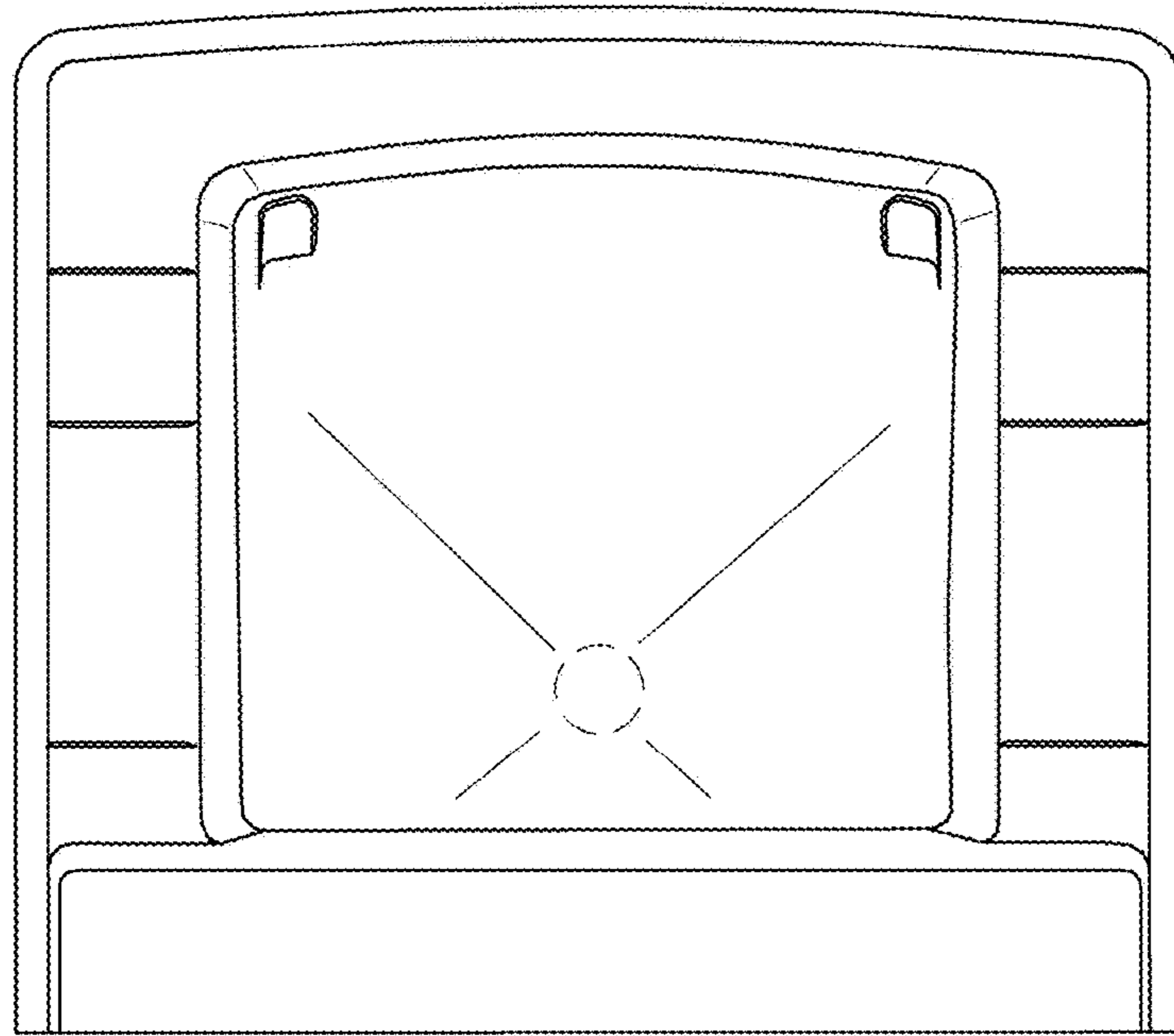


Fig. 3




Fig. 4

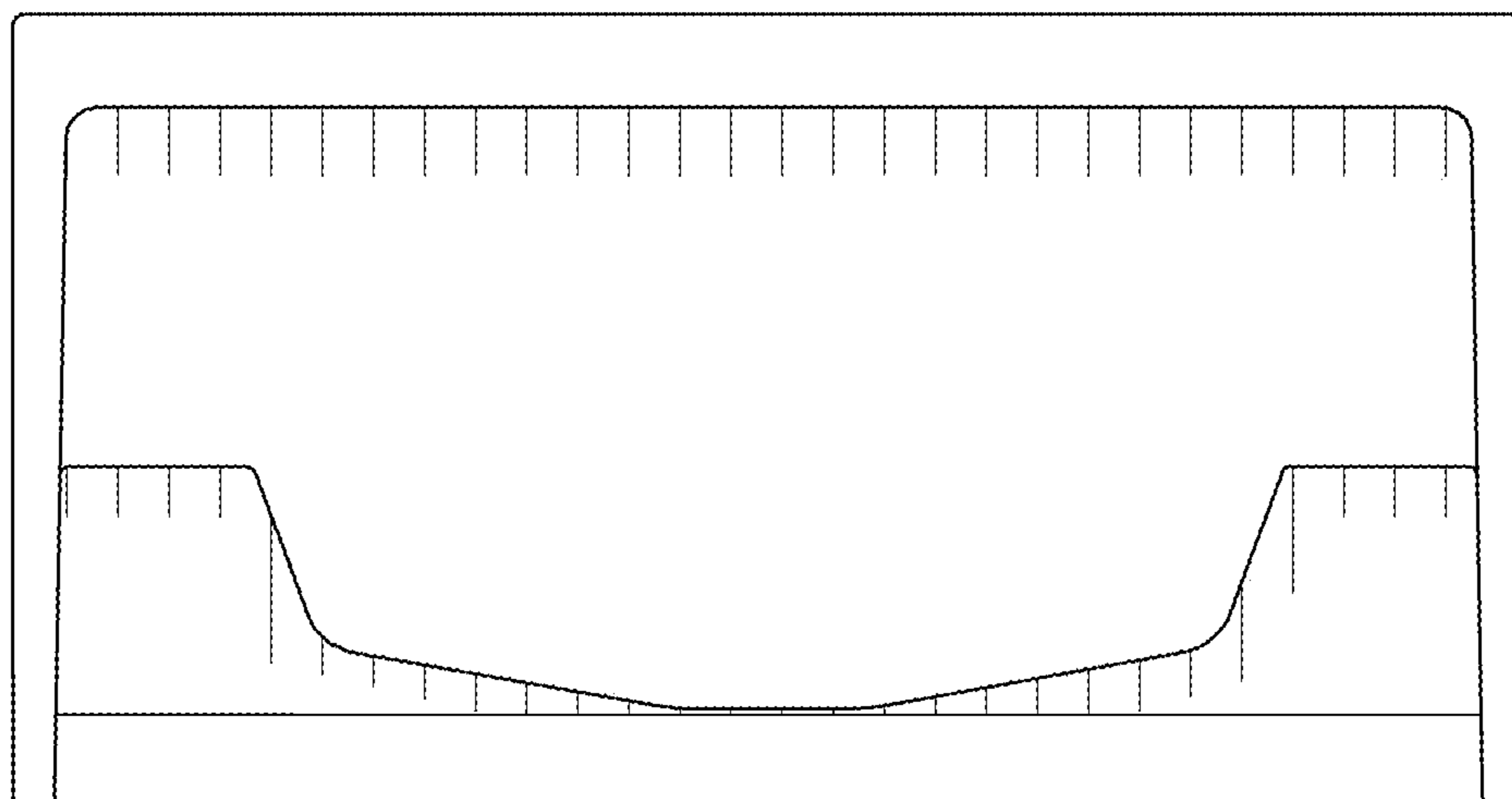


Fig. 5

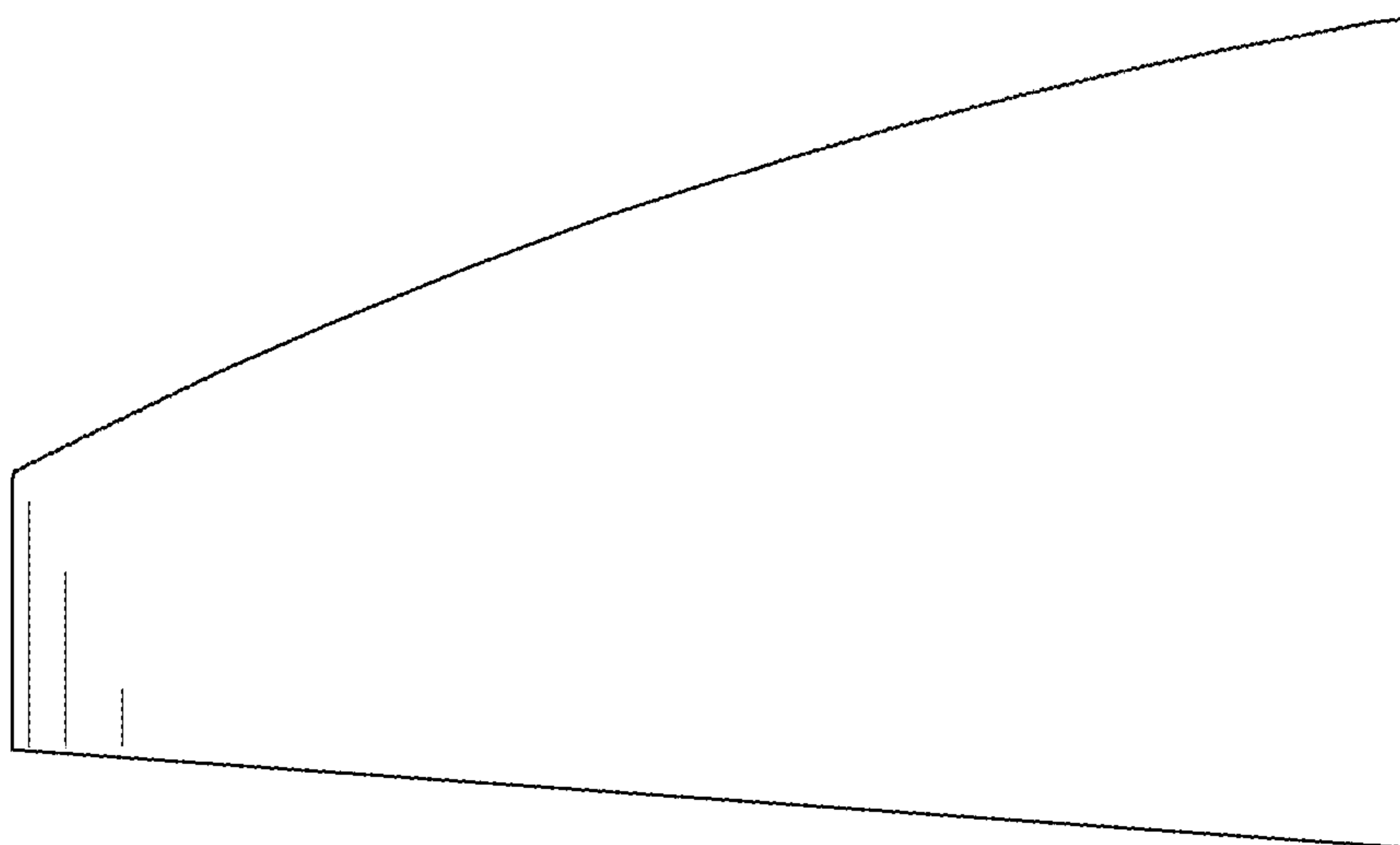


Fig. 6

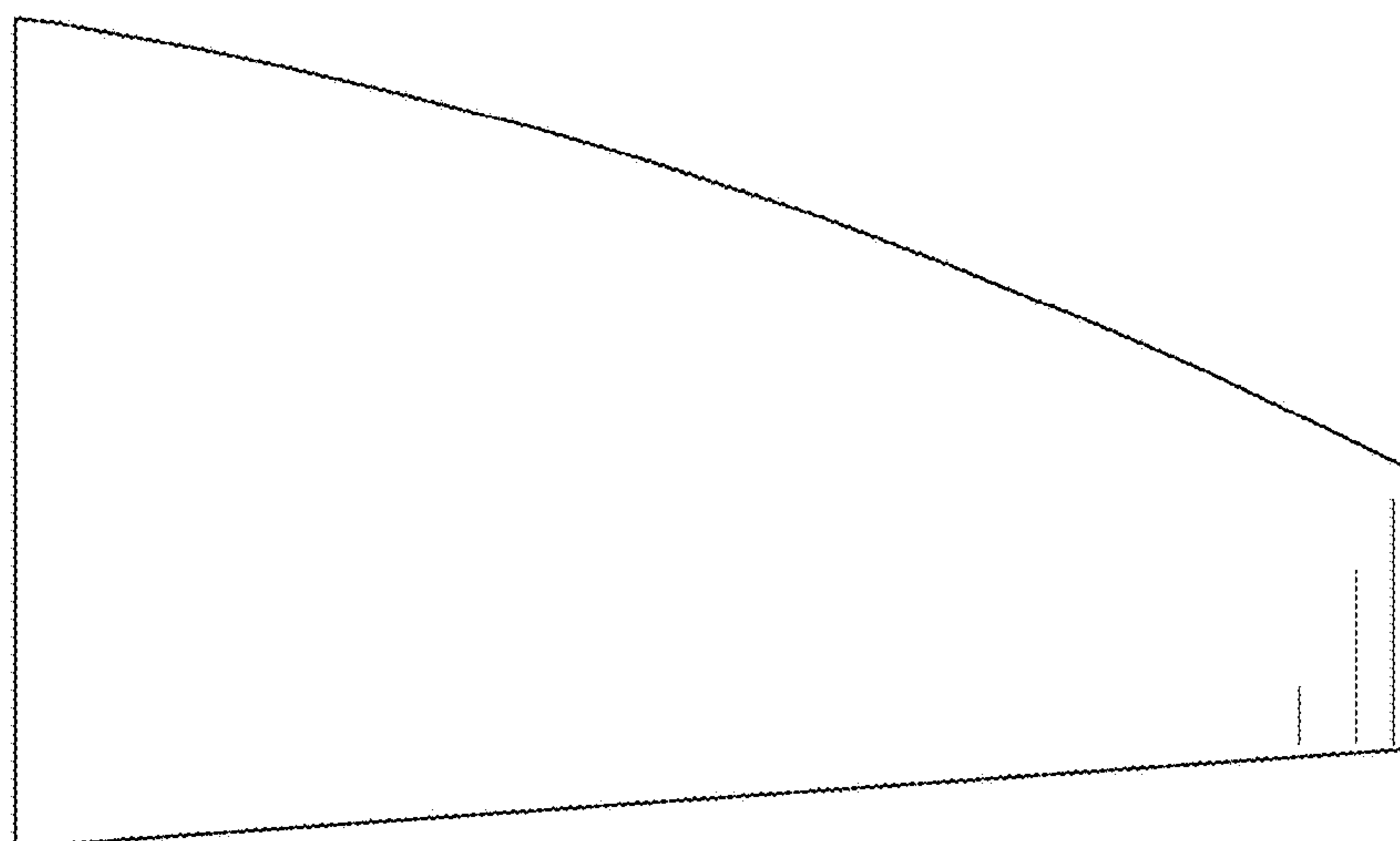


Fig. 7