



US008888391B2

(12) **United States Patent**  
**Teller et al.**

(10) **Patent No.:** **US 8,888,391 B2**  
(45) **Date of Patent:** **Nov. 18, 2014**

(54) **LIP BALM WITH SPHERICAL SURFACE AND METHOD FOR PRODUCING**

USPC ..... 401/49, 88, 98; 206/375, 457; 132/305;  
220/4.21, 4.24, 4.25, 654, 651

See application file for complete search history.

(71) Applicant: **The Kind Group LLC**, New York, NY (US)

(56) **References Cited**

U.S. PATENT DOCUMENTS

(72) Inventors: **Jonathan Teller**, New York, NY (US);  
**Craig Dubitsky**, Montclair, NJ (US);  
**Coral Garvey**, Brooklyn, NY (US);  
**Dennis Payongayong**, Brooklyn, NY (US)

75,524 A 3/1868 Chase  
1,852,455 A \* 4/1932 Friedman ..... 132/293

(Continued)

(73) Assignee: **The Kind Group LLC**, New York, NY (US)

FOREIGN PATENT DOCUMENTS

(\*) Notice: Subject to any disclaimer, the term of this patent is extended or adjusted under 35 U.S.C. 154(b) by 0 days.

ES D0505578-01 11/2007  
FR 2563711 5/1984

(Continued)

(21) Appl. No.: **13/941,228**

Webpage <http://www.musingsofamuse.com/2009/10/beauty-on-a-budget-eos-lip-balm-review.html>, Oct. 1, 2009.

(22) Filed: **Jul. 12, 2013**

(Continued)

(65) **Prior Publication Data**

US 2013/0308993 A1 Nov. 21, 2013

*Primary Examiner* — John K Fristoe, Jr.

*Assistant Examiner* — Jennifer C Chiang

**Related U.S. Application Data**

(74) *Attorney, Agent, or Firm* — Brummett TechLaw PLLC

(63) Continuation of application No. 13/891,268, filed on May 10, 2013, which is a continuation of application No. 12/632,114, filed on Dec. 7, 2009, now Pat. No. 8,444,337.

(57) **ABSTRACT**

(51) **Int. Cl.**  
**A45D 40/20** (2006.01)  
**A45D 40/26** (2006.01)

A lip balm applicator product comprises upper and lower portions that are connectable together to define the applicator product being of a substantially spherical shape. A support platform is located in the lower portion and accommodates a quantity of lip balm having an arcuate surface. A lip balm comprises a composition of waxes and oils in solid form and formed to have an arcuate surface. The composition is formed to have the arcuate surface using a hot pour process. A method of manufacturing a lip balm comprises providing a receptacle having a concave arcuate surface. A lip balm material in a heated, liquefied phase is poured into the receptacle. Once poured, the heated, liquefied phase is allowed to solidify such that a surface of the solidified lip balm material has an arcuate configuration that corresponds to the concave arcuate surface of the receptacle.

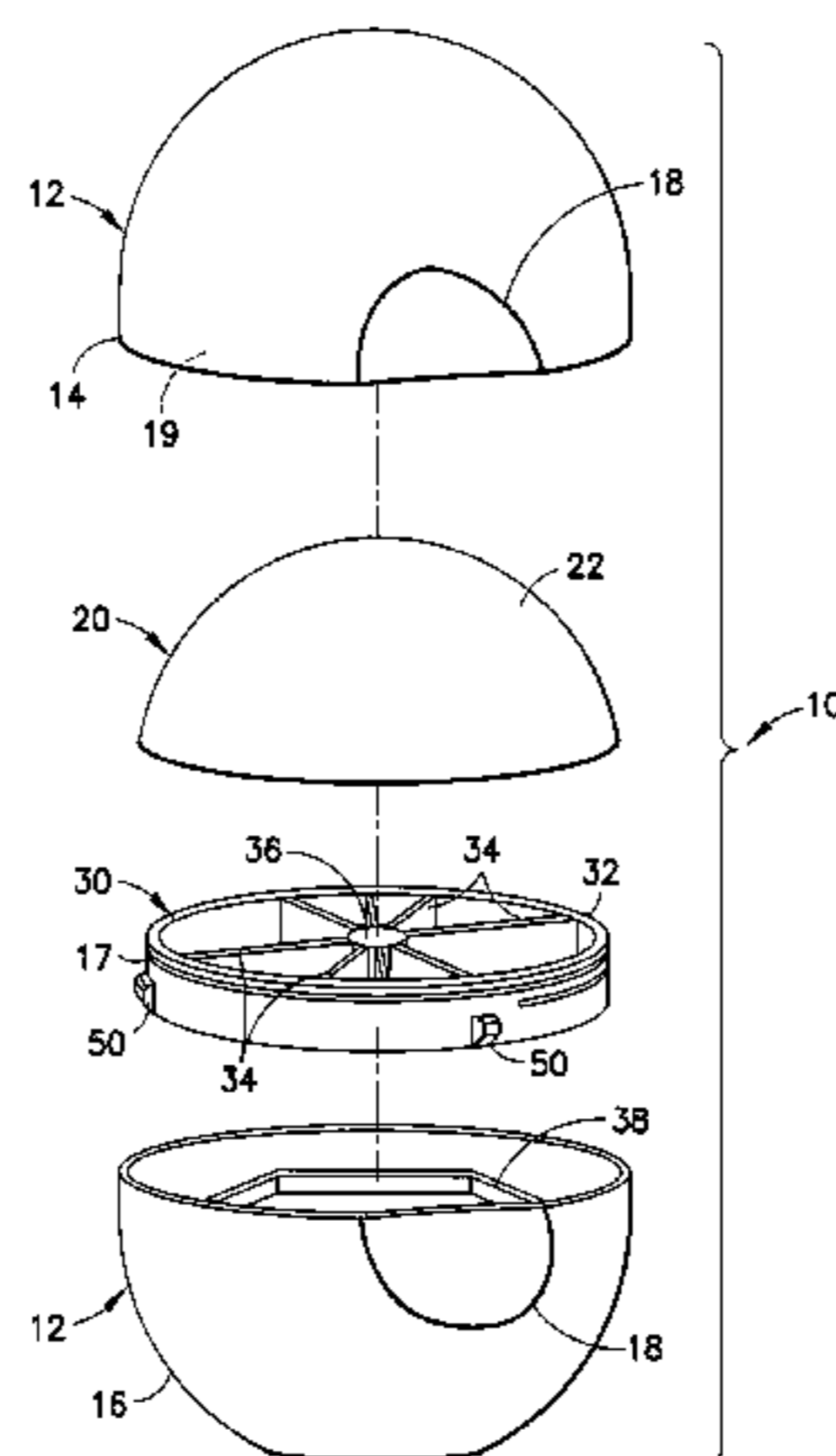
(Continued)

(52) **U.S. Cl.**  
CPC ..... **A45D 40/12** (2013.01); **A45D 40/26** (2013.01); **B29C 39/026** (2013.01);

(Continued)

(58) **Field of Classification Search**  
CPC ..... A45D 40/00; A45D 40/10; A45D 40/16;  
A45D 40/20; A45D 40/0068

**30 Claims, 4 Drawing Sheets**



(51)	<b>Int. Cl.</b>		D368,220 S	3/1996	Bicknell et al.	
	<i>A45D 40/12</i>	(2006.01)	D368,427 S	4/1996	Bicknell et al.	
	<i>B29C 39/02</i>	(2006.01)	5,503,825 A	4/1996	Lane	
	<i>A45D 40/00</i>	(2006.01)	5,542,557 A *	8/1996	Koyama et al. ....	215/347
	<i>A61K 8/31</i>	(2006.01)	D377,757 S	2/1997	Bertolini	
	<i>A45D 40/16</i>	(2006.01)	D387,662 S	12/1997	Bright	
	<i>A61K 8/92</i>	(2006.01)	D389,409 S	1/1998	Tucker	
	<i>B65B 5/10</i>	(2006.01)	D393,421 S	4/1998	Kovens	
	<i>A61Q 19/00</i>	(2006.01)	5,743,404 A	4/1998	Melashenko et al.	
			D398,533 S	9/1998	Kotyuk, Jr. et al.	
			5,799,667 A	9/1998	Szekely	
			5,808,215 A	9/1998	Kralik et al.	
(52)	<b>U.S. Cl.</b>		D406,764 S	3/1999	Bright et al.	
	CPC . <i>A45D 40/00</i> (2013.01); <i>A61K 8/31</i> (2013.01);		D408,738 S	4/1999	Wu	
	<i>A45D 40/16</i> (2013.01); <i>A61K 8/922</i> (2013.01);		5,925,391 A	7/1999	Whetstone, Jr.	
	<i>B65B 5/103</i> (2013.01); <i>A45D 2040/0012</i>		5,988,424 A	11/1999	Kovens	
	(2013.01); <i>A61K 2800/87</i> (2013.01); <i>A61K</i>		6,010,264 A	1/2000	Scuderi et al.	
	<i>8/925</i> (2013.01); <i>A61Q 19/001</i> (2013.01);		D422,904 S	4/2000	Lepsius et al.	
	<i>A45D 40/0068</i> (2013.01)		6,050,438 A	4/2000	Kovens et al.	
	USPC .....	<b>401/88</b> ; 401/98; 206/385	6,099,872 A	8/2000	Whetstone, Jr.	
			6,193,427 B1 *	2/2001	Benguigui .....	401/88
			D443,726 S	6/2001	Faillant-Oumas	
			6,391,972 B1	5/2002	Hatakeyama	
			D458,835 S	6/2002	Oelli-Venneri	
			D459,216 S	6/2002	Heijdenrijk	
			D465,733 S	11/2002	Hill	
			D466,252 S	11/2002	Yu	
			D476,111 S	6/2003	Karafotas	
			D476,884 S	7/2003	Miranda	
			6,626,313 B2	9/2003	Herbstreit et al.	
			D480,633 S	10/2003	Miranda	
			6,688,795 B1	2/2004	Jacob	
			D489,148 S	4/2004	Sheng	
			6,773,187 B2 *	8/2004	Gueret .....	401/130
			D504,979 S	5/2005	Lai	
			D507,177 S	7/2005	Weissman	
			D534,076 S	12/2006	Green et al.	
			D554,529 S	11/2007	Green et al.	
			D561,608 S	2/2008	Hogben	
			D562,699 S	2/2008	Green et al.	
			D564,900 S	3/2008	Green et al.	
			D573,026 S	7/2008	Tsai	
			D577,583 S	9/2008	Porter et al.	
			D577,584 S	9/2008	Porter et al.	
			D592,064 S	5/2009	Kilany	
			D592,512 S	5/2009	Dubitsky et al.	
			D598,608 S	8/2009	Baumer	
			D602,663 S	10/2009	Pennington	
			7,631,781 B2	12/2009	Chen	
			D608,650 S	1/2010	Eisen	
			D609,103 S	2/2010	Marold et al.	
			D609,107 S	2/2010	Dubitsky et al.	
			D610,458 S	2/2010	Martin	
			D612,245 S	3/2010	Canamasas Puigbo	
			D613,616 S	4/2010	Renz et al.	
			7,695,727 B2	4/2010	Magee et al.	
			7,699,062 B2 *	4/2010	Sasaki .....	132/298
			D615,818 S	5/2010	Jansen	
			D618,397 S	6/2010	Dubitsky et al.	
			D618,398 S	6/2010	Dubitsky et al.	
			D625,469 S	10/2010	Dubitsky	
			D631,204 S	1/2011	Dubitsky et al.	
			D644,939 S	9/2011	Teller	
			8,444,337 B2	5/2013	Teller	
			2002/0003983 A1	1/2002	Gueret	
			2002/0008105 A1	1/2002	Herbstreit et al.	
			2003/0077102 A1	4/2003	Bourjal	
			2003/0161851 A1	8/2003	Breha, III et al.	
			2003/0201201 A1	10/2003	Cheng	
			2004/0005186 A1	1/2004	Ueda et al.	
			2006/0076033 A1	4/2006	Bouix	
			2006/0201838 A1	9/2006	Sasaki	
			2006/0254945 A1 *	11/2006	Green et al. ....	206/457
			2007/0017915 A1	1/2007	Weder et al.	
			2007/0108092 A1	5/2007	Minuto et al.	
			2008/0019758 A1	1/2008	Mallardi	
			2008/0110854 A1	5/2008	Kelly	

(56) **References Cited**

U.S. PATENT DOCUMENTS

D112,545 S	12/1938	Younghusband		
2,171,112 A	8/1939	Hoffman		
2,201,467 A	5/1940	Bloom		
D129,291 S	9/1941	Petzold		
D130,030 S	10/1941	Meyer		
2,314,338 A *	3/1943	Graves et al. ....	229/201	
2,568,688 A	9/1951	Sidney		
2,745,642 A	5/1956	Herman		
D180,109 S	4/1957	Slater		
2,859,085 A *	11/1958	Morrison .....	215/12.1	
2,998,896 A	9/1961	Miller		
3,085,709 A	4/1963	Klein		
3,292,840 A	12/1966	Schmidt		
3,494,515 A	2/1970	Fattori		
D219,496 S	12/1970	Lebedeff		
3,741,379 A *	6/1973	Kappler et al. ....	206/457	
D230,954 S	3/1974	Gregorietti		
3,843,120 A	10/1974	Ricci		
D240,711 S	7/1976	Angleman et al		
D243,585 S	3/1977	Angleman et al.		
4,044,889 A	8/1977	Orentreich et al.		
4,124,135 A	11/1978	Weder et al.		
D253,394 S	11/1979	Berghahn et al.		
D255,653 S	7/1980	Lipsz		
D255,990 S	7/1980	Lucas		
D256,095 S	7/1980	Sandonato		
4,235,557 A	11/1980	Hayes		
D258,199 S	2/1981	Torongo, Jr.		
D261,105 S	10/1981	Schwartz		
4,342,522 A	8/1982	Mackles		
D266,146 S	9/1982	Morris		
4,369,158 A	1/1983	Woodruff et al.		
D272,723 S	2/1984	Baker		
D273,766 S	5/1984	Lampe		
D280,289 S	8/1985	Aldrich, III et al.		
D286,616 S	11/1986	Becker		
4,765,501 A	8/1988	Kao		
D302,384 S	7/1989	Holewinski		
D317,118 S	5/1991	Crawford		
5,025,817 A	6/1991	Wen		
5,044,496 A	9/1991	Tanaka et al.		
5,061,102 A	10/1991	Rennie		
D321,319 S	11/1991	Giuseppe		
5,092,700 A	3/1992	Susini et al.		
5,137,185 A	8/1992	Mitchell		
D333,780 S	3/1993	Jones et al.		
D333,784 S	3/1993	Goodman		
D339,986 S	10/1993	Garouste et al.		
D343,699 S	1/1994	Yang		
5,287,979 A	2/1994	Bourgeois		
D346,112 S	4/1994	Alcindor		
D354,441 S	1/1995	Fontanella		
D357,584 S	4/1995	Swingier		

(56)

**References Cited**

U.S. PATENT DOCUMENTS

2008/0131187 A1 6/2008 Breidenbach et al.  
2009/0022541 A1 1/2009 De LaForcade  
2011/0024316 A1\* 2/2011 Ginsburg ..... 206/385

FOREIGN PATENT DOCUMENTS

FR 0628393 4/1994  
FR 2726443 3/1995  
FR 2766339 7/1997  
FR 2925263 12/2007  
GB 2162822 5/1985  
GB 2007213 5/1990  
JP 1136041 S 3/2002  
JP 455237-001 6/2003  
JP 1175238 6/2003

JP 2004106932 4/2004  
JP 2001321140 A 11/2004  
JP 2006-204821 9/2006  
KR 20090006972 1/2009  
WO 2007007288 1/2007

OTHER PUBLICATIONS

Lancome Baume Baiser (date unclear—for purpous of examina-  
tion—please consider as prior art).  
Webpage from www.amazon.com showing “Lancome Baume Baiser  
Hydrating Balm Sensual Massage for Lips” product and images (3  
pages).  
International Search Report for PCT/US2010/059025.  
SIPO Office Action issued Jul. 17, 2014 in connection with CN Appl.  
No. 201080063211.X JP 2004-321410A and JP 1136041S (listed  
separately).

\* cited by examiner

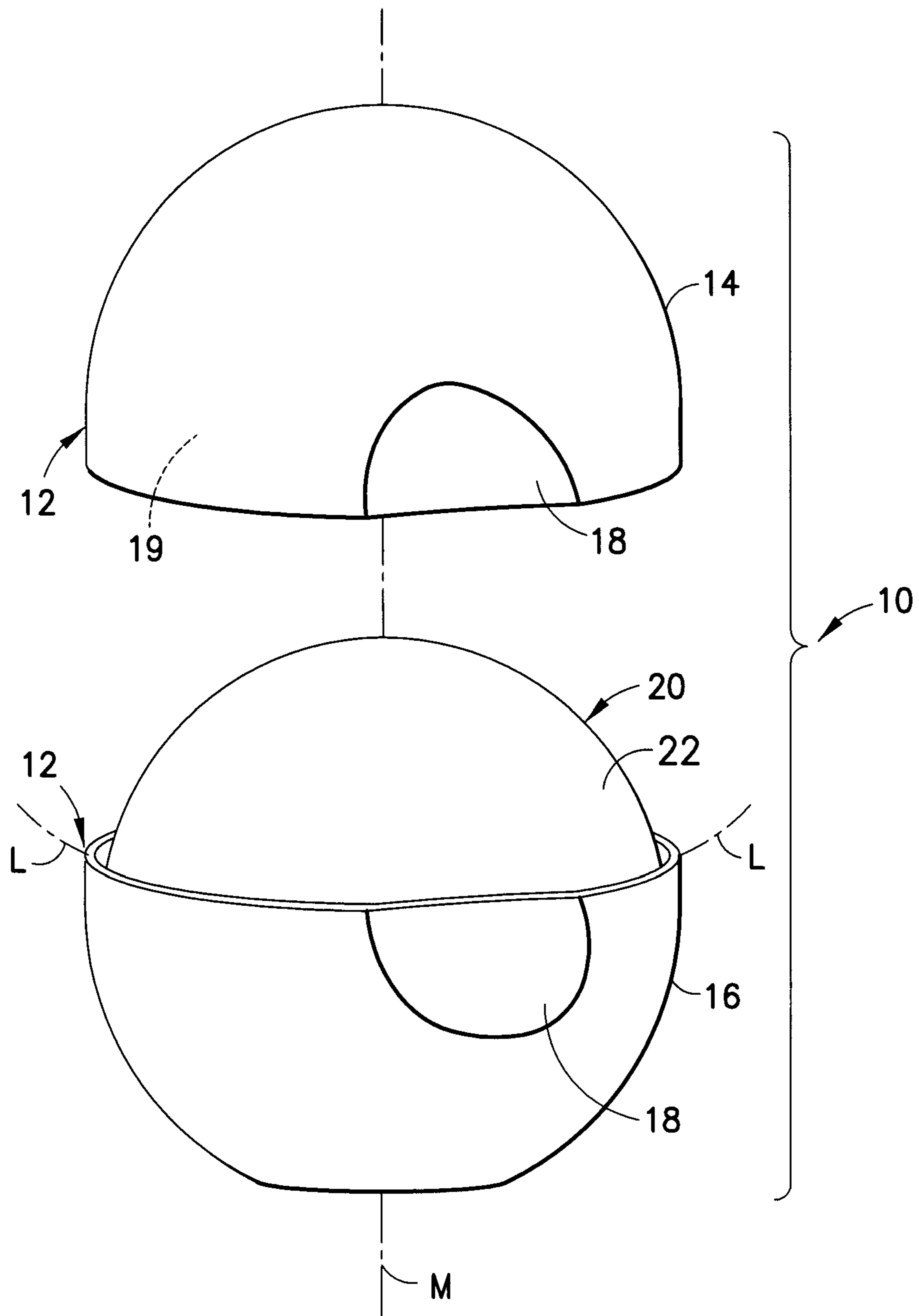


FIG. 1

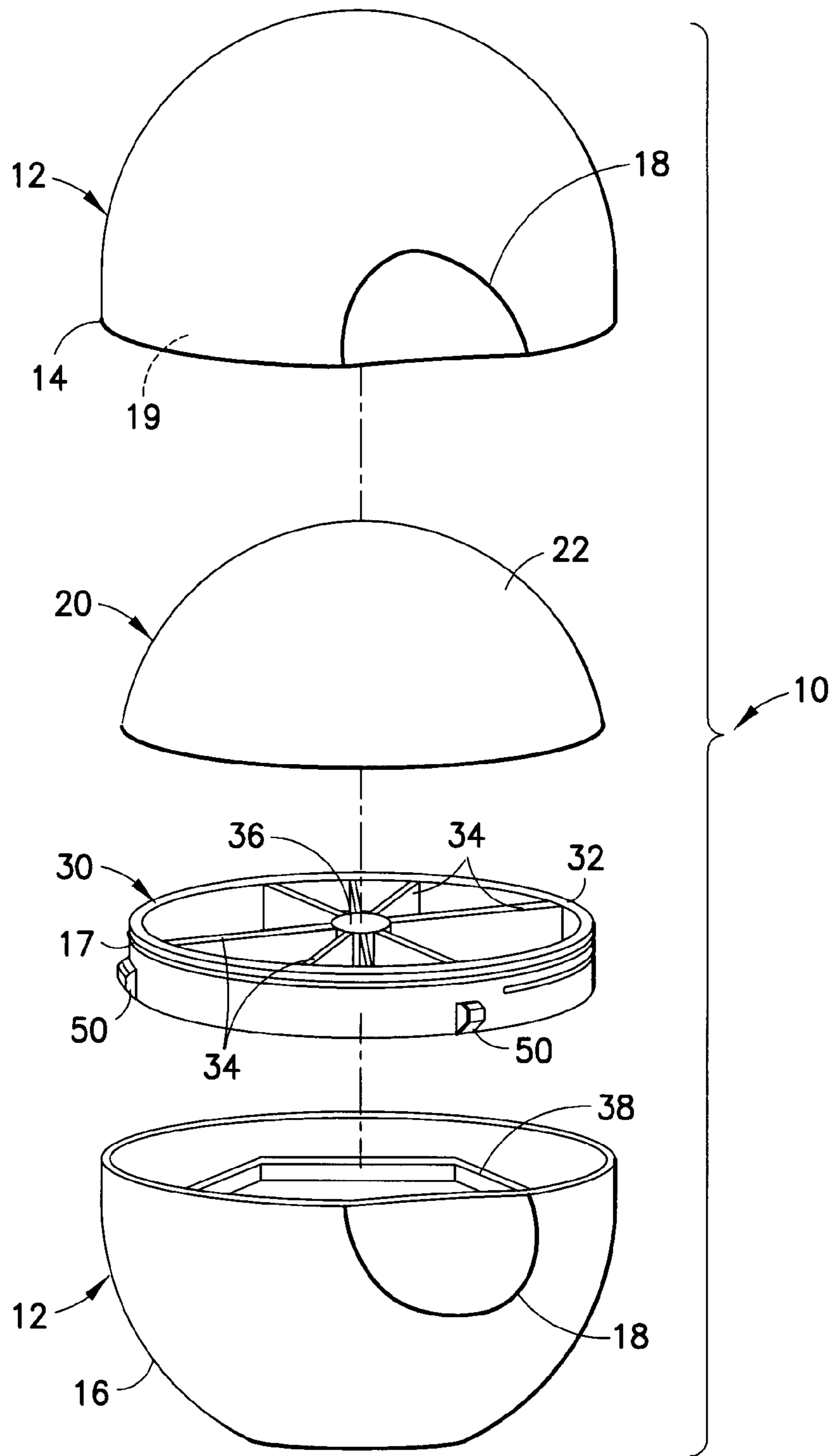


FIG. 2

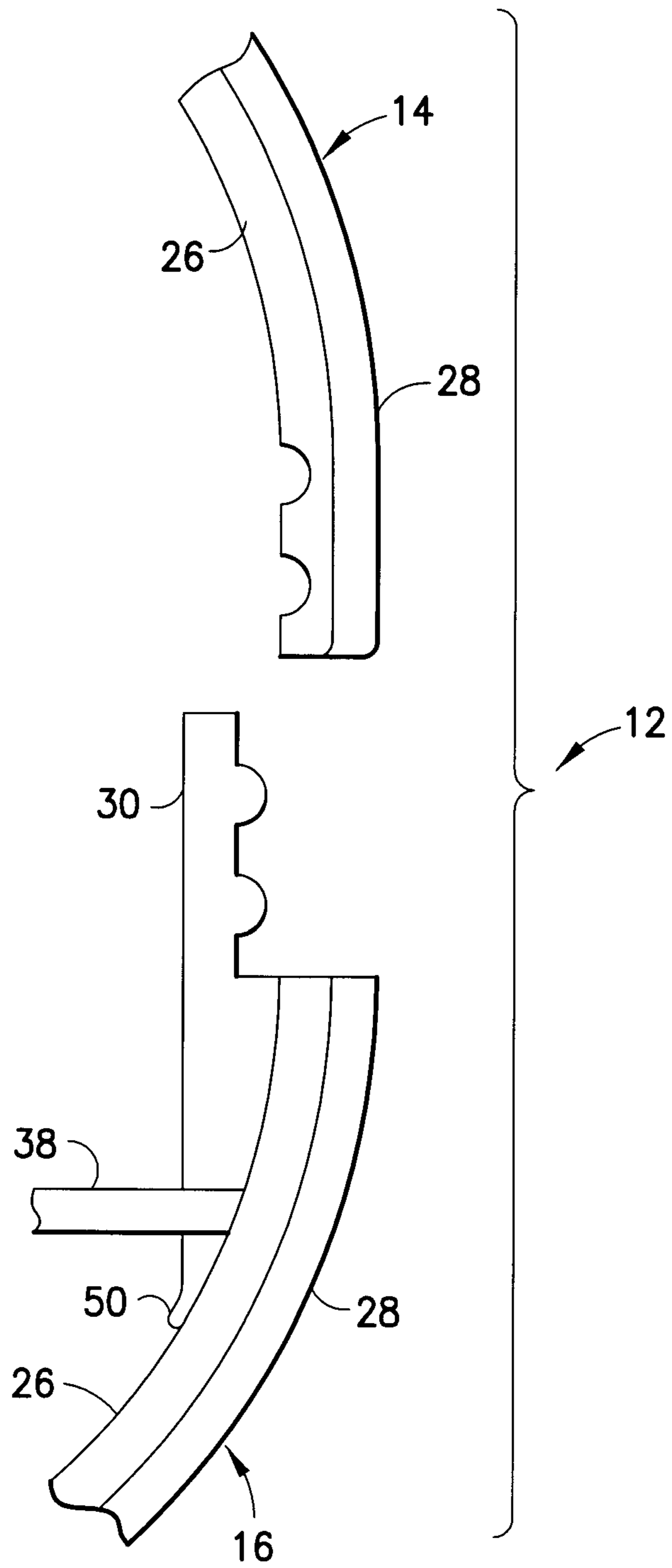


FIG. 3

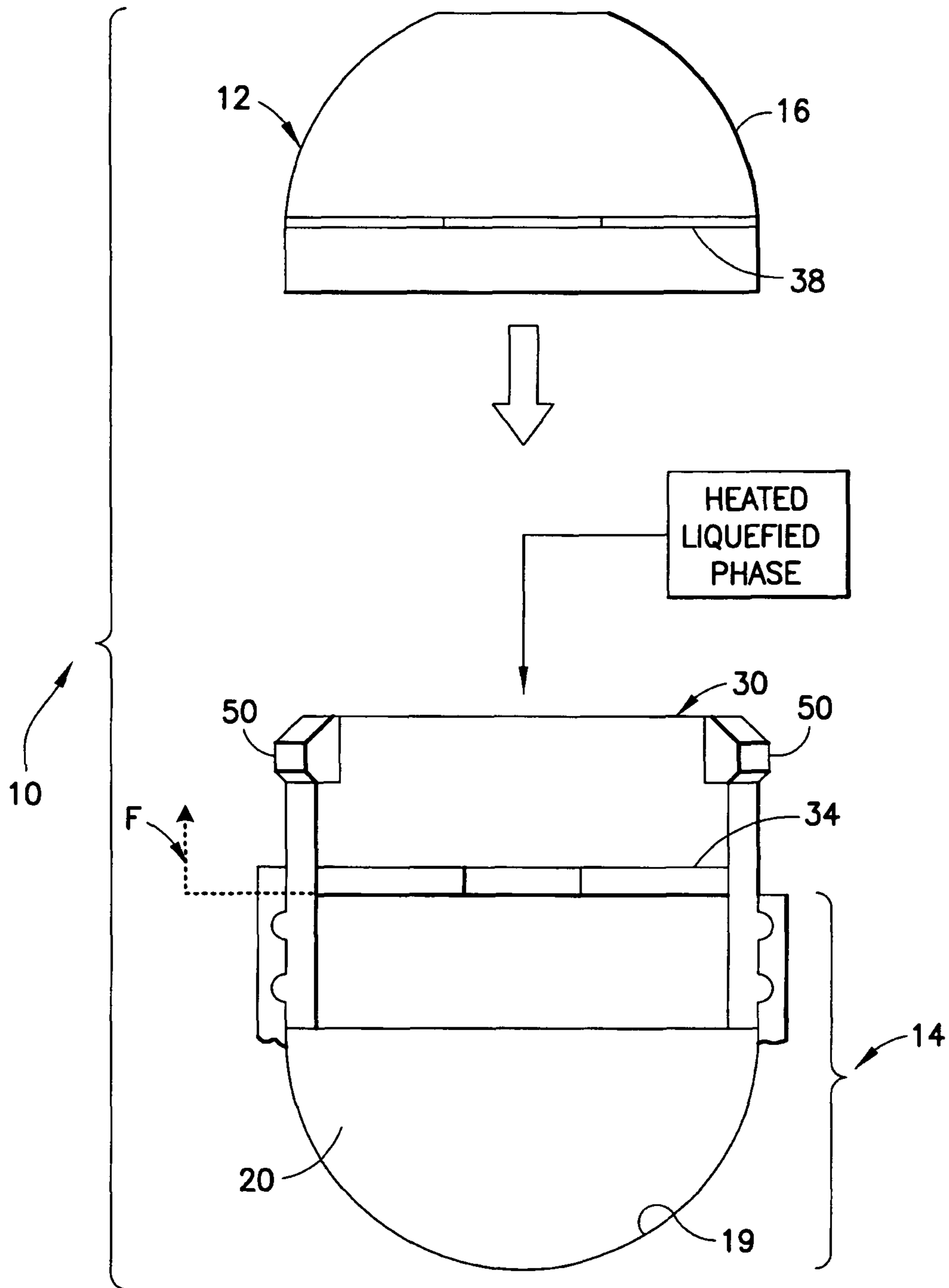


FIG. 4

1

## LIP BALM WITH SPHERICAL SURFACE AND METHOD FOR PRODUCING

### TECHNICAL FIELD

The present invention relates to lip balms and, more particularly, a lip balm having a spherical surface and manufactured using a hot pour process.

### BACKGROUND

Skin on and around the lips can often become chapped or otherwise damaged due to overexposure from elements such as sun and/or wind, particularly during athletic activities in which a person's face remains exposed to these elements for extended periods of time. The same skin can also become chapped or damaged while carrying out everyday non-athletic activities. For example, working outside in extreme cold, dry heat, or sun can also cause damage to the skin on the lips. Even working indoors or sleeping in dry conditions can cause the lips to chap, thereby leading to the development of cracks, which are often painful and can become infected.

Lip balms are often applied to prevent chapped lips. When applied prior to exposure to sun, wind, dry heat, or other extreme conditions, the lip balm can provide suitable protection to the skin on and around the lips. Even when applied after the skin on the lips is chapped, the lip balm can prevent any further damage from occurring. In either case, by providing a protective layer of lip balm, the risk of an infection developing in the damaged skin is minimized.

Lip balms are currently sold as emulsions, liquids, gels, or solids. In emulsion or liquid form, the lip balms are generally packed in containers such as jars. Gels (and liquids on occasion) are typically dispensed from squeeze tubes. Solid lip balms are generally packaged in stick form and dispensable from tubes or from lipstick-type applicators.

Solid lip balms are commonly manufactured using either a hot pour process or a bullet process. In the hot pour process, the lip balm ingredients are combined and heated in a liquefied phase. The liquid is then directly poured into the final consumer package, where it is cooled and solidifies. In the bullet process, the lip balm ingredients are also combined and heated in a liquefied phase. However, in the bullet process, the liquefied balm is poured into molds where it is cooled and solidified. The balm may then be cut into the desired shape and inserted into the consumer package.

The choice of the method used for a particular product depends on the design/functionality of the package, the additives in the balm, and the desired characteristics of the lip balm (color, feel, shape, and the like).

### SUMMARY

In one aspect, the present invention resides in a lip balm applicator product that is substantially spherical in shape. The applicator product comprises upper and lower portions that are connectable together to define the substantially spherical shape of the applicator product. A support platform is located in the lower portion and accommodates a quantity of lip balm having an arcuate surface that can be exposed upon separation of the upper portion from the lower portion.

In another aspect, the present invention resides in a lip balm product comprising a composition of waxes and oils in solid form and formed to have an arcuate surface. The wax and oil composition can be eroded upon being drawn across a surface such as a user's lips. The composition is formed to have the arcuate surface using a hot pour process.

2

In another aspect, the present invention resides in a method of manufacturing a lip balm. In such a method, a receptacle having a concave arcuate surface is provided. A lip balm material in a heated, liquefied phase is also provided and poured into the receptacle. Once poured, the heated, liquefied phase is allowed to solidify such that a surface of the solidified lip balm material has an arcuate configuration that corresponds to the concave arcuate surface of the receptacle.

### BRIEF DESCRIPTION OF THE DRAWINGS

FIG. 1 is a perspective view of a lip balm applicator, of the present invention.

FIG. 2 is a perspective exploded view of the lip balm applicator of FIG. 1.

FIG. 3 is a schematic view of a portion of a receptacle of the lip balm applicator of FIG. 1.

FIG. 4 is a schematic representation of a hot pour process of manufacturing a lip balm having an arcuate surface.

### DETAILED DESCRIPTION

As is shown in FIG. 1, a lip balm applicator product having a lip balm composition is designated generally by the reference number 10 and is hereinafter referred to as "applicator 10." Applicator 10 comprises a receptacle 12 having the lip balm composition located therein. The receptacle 12 is substantially spherical in shape. The present invention is not limited in this regard, as the receptacle 12 may be substantially cylindrical with rounded surfaces, egg-shaped, ovate, or the like. The receptacle 12 comprises an upper portion 14 and a lower portion 16, the portions being separable from each other along a line L that extends substantially circumferentially about the receptacle perpendicular to a major axis M extending longitudinally through the receptacle. An interior surface 19 of the upper portion 14 of the receptacle 12 is defined by a concave surface having a spherical or arcuate topography. Although various surfaces described herein are referred to as being spherical, it should be understood that the term "spherical" includes arcuate surfaces.

The upper portion 14 and the lower portion 16 are connectable together via any suitable means such as the interengagement of threads. The present invention is not limited in this regard, as other mechanisms may be used to connect the upper portion 14 and the lower portion 16 together (e.g., engaging surfaces that fit together frictionally). The lip balm composition is located in the lower portion 16 and is hereinafter referred to as "lip balm 20."

The outer surface of the receptacle 12 includes a depression 18 formed partly on the upper portion 14 and partly on the lower portion 16. The depression 18 is a divot formed in the receptacle 12 that accommodates the thumb of a user to facilitate the opening and closing of the receptacle by alternately separating and connecting the upper portion 14 and the lower portion 16.

Upon separation of the upper portion 14 from the lower portion 16, the lip balm 20 is revealed. The lip balm 20 is mounted in the lower portion 16 on a support platform and is defined by a quantity of suitable lip balm material formed or otherwise configured to have a spherical shape that includes a spherical surface 22. The spherical shape and spherical surface 22 allows the lip balm material to extend above the upper edge of the lower portion 16, thereby facilitating the uninhibited application of the lip balm to a user's lips. The present invention is not limited to the lip balm 20 being configured to



3

have a spherical shape and spherical surface 22, however, as other configurations are within the scope of the present invention.

Referring now to FIG. 2, the support platform on which the lip balm 20 is mounted is designated generally by the reference number 30. The support platform 30 is a wheel having an outer rim 32 and threads 17 located thereon. A plurality of prongs 50 is located along a lower edge of the outer rim 32 (the edge opposite the threads 17) to facilitate the connection of the support platform 30 to connecting structure such as ridges 38 in the lower portion 16. In the assembly of the receptacle 10, the prongs 50 allow the support platform 30 to be snappingly received on lower portion 16.

The support platform 30 includes a plurality of spokes 34 that extend from the outer rim 32 and that terminate at a hub 36. Both the widths of the spokes 34 and the diameter of the hub 36 are selected to provide a suitable area on which the lip balm 20 can be supported. The spokes 34 extend from the hub 36 at equal angles and connect with an inner surface of the outer rim 32. The present invention is not limited to the use of spokes and hubs, as the area bounded by the outer rim 32 can be solid. Although the outer rim 32 is described as being substantially circular, a portion along the edge of the outer rim is flattened to allow for the accommodation of the depression 18.

Referring now to FIG. 3, both the upper portion 14 and the lower portion 16 of the receptacle 12 comprise a thermoplastic elastomer (TPE) injection molded over a plastic form comprising acrylonitrile-butadiene-styrene (ABS) copolymer. Accordingly, the defining surfaces of both the upper portion 14 and the lower portion 16 comprise a bottom layer 26 of ABS copolymer covered by a top layer 28 of TPE. The present invention is not limited to the bottom layer 26 being ABS copolymer, however, as the bottom layer in one or both of the upper portion 14 and the lower portion 16 can be polyethylene (PE). In such an alternate configuration, the tactile sensation to the user is slightly different upon handling the receptacle 12. In any configuration, the material of the top layer 28 provides a desirable tactile sensation to the user of the applicator 10, namely, by providing a soft surface that can be easily gripped, thereby facilitating the easy opening and closing of the receptacle 12.

The lip balm 20 comprises a quantity of suitable lip balm material. One exemplary lip balm material is a composition that is at least in part a blend of beeswax, coconut oil, olive oil, and jojoba oil that can be eroded when drawn over a surface (e.g., lips). The present invention is not limited to the lip balm material being a blend of such wax and oils, however, as other materials (e.g., petrolatum and petrolatum-based compounds) are within the scope of this disclosure. The blend of beeswax, coconut oil, olive oil, and jojoba oil can also include various ingredients including, but not limited to, emollients, ultraviolet protective agents, moisturizers, vitamins, aloe vera, colorants, fragrances, and the like. Drawing the material over a surface such as the lips causes the material to transfer to the surface as a film.

The spherical outer surface 22 of the lip balm 20 defines a mound-shaped quantity of the lip balm material. The spherical or mound shape provides desirable tactile sensations and use benefits as compared to stick (tubular) forms of the lip balm material. Desirable tactile sensations result from the spherical shape having a larger exposed surface area (as compared to the stick forms of the lip balm material) and the tactile sensation of a curved surface against the lips. Use benefits include the ability to apply the lip balm material to both lips simultaneously.

4

Referring now to FIG. 4, the lip balm 20 is manufactured from the lip balm material using a hot pour process. In using the hot pour process, the lip balm ingredients are combined and heated in a liquefied phase and poured into the final consumer packaging, which in this case is the receptacle 12. In preparation for the hot pour process, the support platform 30 is assembled with the upper portion 14 and inverted such that the support platform is level and vertical with regard to the upper portion. Orienting the assembled upper portion 14 and support platform 30 in this manner allows for the heated and liquefied phase to be poured into the upper portion and retained therein. The interior surface 19 of the upper portion 14 may be coated with a release agent prior to pouring the heated and liquefied phase, which thereby allows for efficient and clean removal of the upper portion by the user when using the finished product.

After the heated and liquefied phase is poured into the upper portion 14 and filled to a level F to cover at least a portion of the spokes 34, the liquefied phase is cooled or allowed to cool. The spokes 34 provide surfaces onto which the solidified lip balm material can adhere. The present invention is not limited to the solidification of the lip balm material around spokes, however, as the support platform can include any suitable configuration of surfaces around which the lip balm material can solidify. Upon sufficient solidification of the lip balm material, the lower portion 16 is inserted onto the assembled and filled upper portion 14 and support platform 30.

The use of the hot pour method in manufacturing the lip balm 20 defined by the spherical surface 22 provides cost benefits over similar methods that use the bullet method. In particular, using the hot pour method obviates the need for an intermediate step in which hot liquid is poured into separate molds, thereby also eliminating the need for additional equipment (molds). Furthermore, the additional steps of removing solidified product from molds and processing and handling the solidified product are avoided.

Although this invention has been shown and described with respect to the detailed embodiments thereof, it will be understood by those of skill in the art that various changes may be made and equivalents may be substituted for elements thereof without departing from the scope of the invention. In addition, modifications may be made to adapt a particular situation or material to the teachings of the invention without departing from the essential scope thereof. Therefore, it is intended that the invention not be limited to the particular embodiments disclosed in the above detailed description, but that the invention will include all embodiments falling within the scope of this disclosure.

I claim:

1. A lip balm applicator comprising:

- an upper portion having
  - an interior surface and
  - a first connecting structure located on the interior surface;
- a sub-assembly comprising
  - an exterior surface;
  - a second connecting structure located on the exterior surface that is detachably connected to the first connecting structure; and
  - a lower portion detachably connected to a support platform, the support platform comprising:
    - a support surface;
    - a rim having an interior surface and an opposing exterior surface; and
    - at least one joint where the support surface extends from the interior surface of the rim; and

## 5

a lip balm mounted on the support platform, the lip balm covering at least a portion of the support surface and at least a portion of the lip balm contacting at least a portion of the at least one joint.

2. The applicator of claim 1, wherein the first connecting structure and the second connecting structure are interconnecting threads.

3. The applicator of claim 2, wherein the support platform snappingly attaches to the lower portion with a press-fit connection.

4. The applicator of claim 2, wherein the second connecting structure is located on the support platform.

5. The applicator of claim 2, wherein the second connecting structure is located on the lower portion.

6. The applicator of claim 1, wherein at least one of the upper portion and the lower portion is composed, at least in part, of at least two layers.

7. The applicator of claim 6, wherein the at least two layers include an outer layer and an inner layer.

8. The applicator of claim 7, wherein outer layer is softer than the inner layer.

9. The applicator of claim 8, wherein at least one of the outer or the inner layer comprises a thermoplastic elastomer.

10. The applicator of claim 1, wherein the at least one joint comprises a second joint where a second support surface extends from the interior surface of the rim.

11. The applicator of claim 10, wherein the support surface is separated from the second support surface by an opening in the support platform.

12. The applicator of claim 2, wherein the support surface has a top surface and an opposing bottom surface, and the lip balm contacts at least a portion of both the top surface and the bottom surface.

13. The applicator of claim 11, wherein the lip balm extends through the opening in the support platform.

14. The applicator of claim 13, wherein the support platform maintains the lip balm in a position spaced apart from a substantial portion of an interior surface of the lower portion.

15. The applicator of claim 14, wherein the upper portion together with the subassembly forms a substantially egg-shaped enclosure around the lip balm.

16. A lip balm applicator comprising:

an upper portion having

an interior surface and

a first connecting structure located on the interior surface;

a sub-assembly comprising

an exterior surface;

a second connecting structure located on the exterior surface that is detachably connected to the first connecting structure; and

## 6

a lower portion detachably connected to a support platform, the support platform comprising:

a support surface;

a rim having an interior surface and an opposing exterior surface; and

at least one joint where the support surface extends from the interior surface of the rim; and

a lip balm mounted on the support platform, the lip balm covering at least a portion of the support surface and extending below the at least one joint.

17. The applicator of claim 16, wherein the first connecting structure and the second connecting structure are interconnecting threads.

18. The applicator of claim 17, wherein the support platform snappingly attaches to the lower portion with a press-fit connection.

19. The applicator of claim 17, wherein the second connecting structure is located on the support platform.

20. The applicator of claim 17, wherein the second connecting structure is located on the lower portion.

21. The applicator of claim 16, wherein at least one of the upper portion and the lower portion is composed, at least in part, of at least two layers.

22. The applicator of claim 21, wherein the at least two layers include an outer layer and an inner layer.

23. The applicator of claim 22, wherein outer layer is softer than the inner layer.

24. The applicator of claim 23, wherein at least one of the outer or the inner layer comprises a thermoplastic elastomer.

25. The applicator of claim 16, wherein the at least one joint comprises a second joint where a second support surface extends from the interior surface of the rim.

26. The applicator of claim 25, wherein the support surface is separated from the second support surface by an opening in the support platform.

27. The applicator of claim 17, wherein the support surface has a top surface and an opposing bottom surface, and the lip balm contacts at least a portion of both the top surface and the bottom surface.

28. The applicator of claim 26, wherein the lip balm extends through the opening in the support platform.

29. The applicator of claim 28, wherein the support platform maintains the lip balm in a position spaced apart from a substantial portion of an interior surface of the lower portion.

30. The applicator of claim 29, wherein the upper portion together with the subassembly forms a substantially egg-shaped enclosure around the lip balm.

\* \* \* \* \*