



US00D698033S

(12) **United States Design Patent**
Zack et al.

(10) **Patent No.:** **US D698,033 S**
(45) **Date of Patent:** **** Jan. 21, 2014**

- (54) **SAUNA**
- (75) Inventors: **Aaron Zack**, Overland Park, KS (US);
Doug Vandervalk, Overland Park, KS
(US); **Jasen Sappenfield**, Overland Park,
KS (US)
- (73) Assignee: **Sunlighten, Inc.**, Overland Park, KS
(US)

- (**) Term: **14 Years**
- (21) Appl. No.: **29/427,271**
- (22) Filed: **Jul. 16, 2012**

Related U.S. Application Data

- (63) Continuation-in-part of application No. 29/356,440,
filed on Feb. 25, 2010, now Pat. No. Des. 663,853.
- (51) **LOC (10) Cl.** **23-02**
- (52) **U.S. Cl.**
USPC **D24/203**
- (58) **Field of Classification Search**
USPC D24/201-205; 4/524, 526, 528, 531,
4/532
See application file for complete search history.

(56) **References Cited**

U.S. PATENT DOCUMENTS

- 232,731 A * 9/1880 Lee 4/524
- 3,422,465 A * 1/1969 Jones et al. 4/532
- D257,490 S * 11/1980 Davis D24/202

- 5,117,481 A * 5/1992 Sung 4/526
- 5,255,399 A * 10/1993 Park 4/524
- D341,425 S * 11/1993 Lee D24/203
- D346,015 S * 4/1994 Maskell et al. D24/203
- 5,511,254 A * 4/1996 O'Brien 4/532
- D444,881 S * 7/2001 Jensen et al. D24/203
- D455,497 S * 4/2002 Jensen et al. D24/203
- 7,458,111 B2 * 12/2008 Sappenfield et al. 4/524
- D618,814 S * 6/2010 Ruhanen D24/203
- 7,849,531 B2 * 12/2010 Rooke et al. 4/524

* cited by examiner

Primary Examiner — David Muller

(74) *Attorney, Agent, or Firm* — Shook Hardy & Bacon LLP

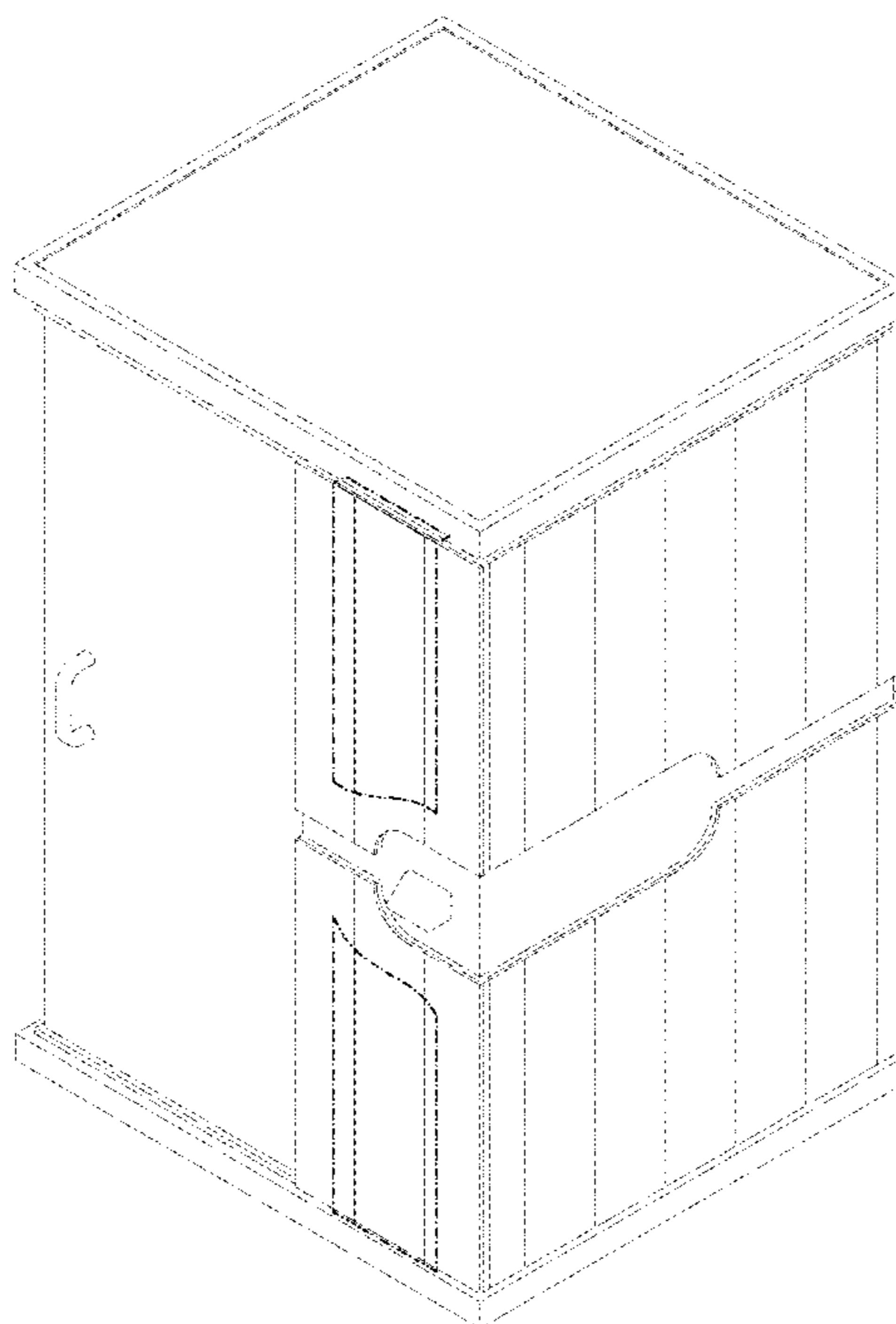
(57) **CLAIM**

The ornamental design for a sauna, as shown and described.

DESCRIPTION

FIG. 1 is a top elevated right side exterior view of an embodiment of the sauna of the present invention;
 FIG. 2 is a cut away right side interior view thereof;
 FIG. 3 is a close up view of a front view of a backrest of the interior thereof;
 FIG. 4 is a close up view of the rear view of the backrest of the interior thereof; and,
 FIG. 5 is a close up view of the tongue-and-groove style exterior of an embodiment of the sauna shown in FIG. 1.
 The dash dot lines immediately adjacent to the claimed areas in the views represent the boundaries of the claimed design. The dashed lines in the figures illustrate the portions of the design that form no part of the claimed design. None of the broken lines form any part of the claimed design.

1 Claim, 4 Drawing Sheets



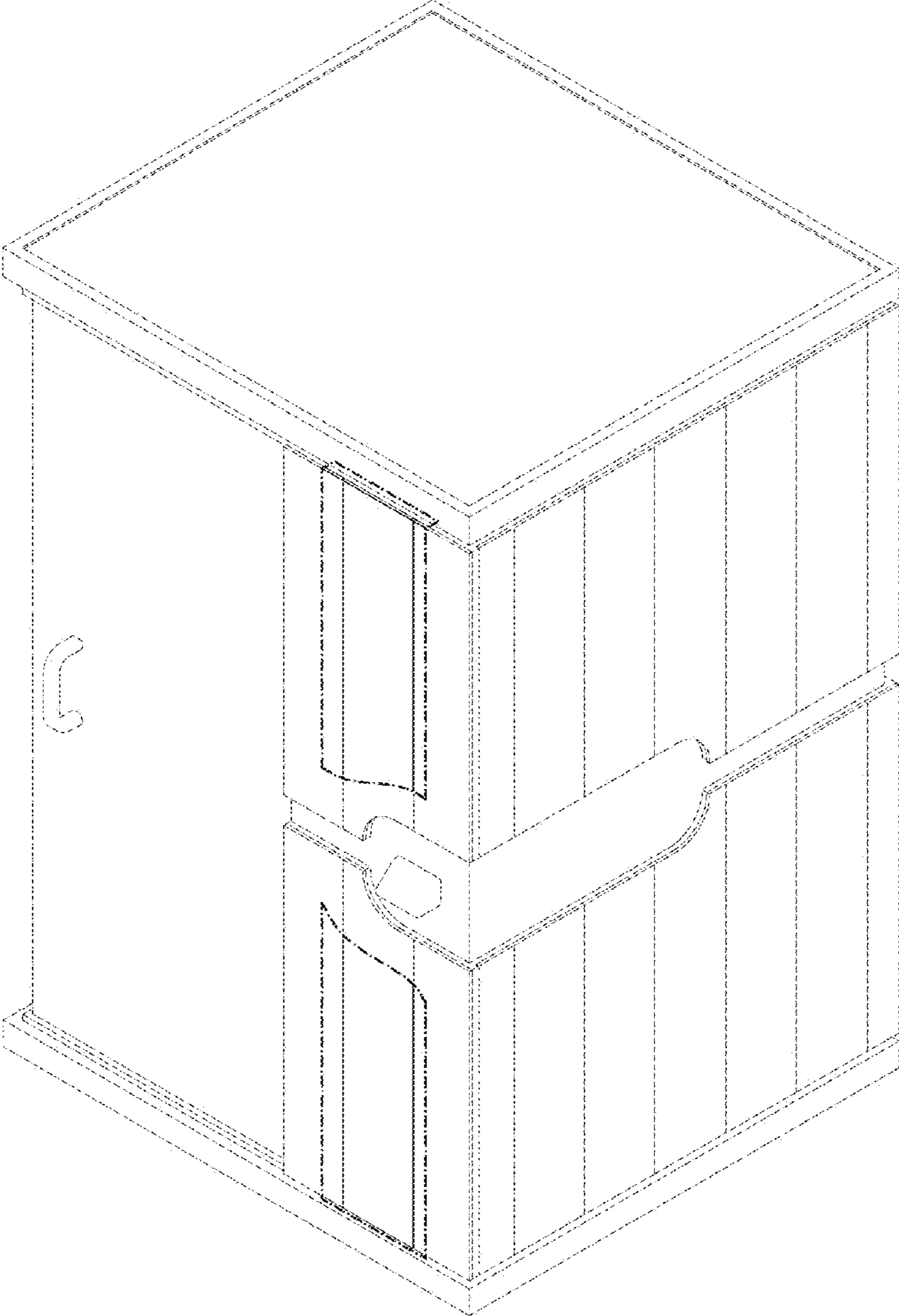


FIG. 1

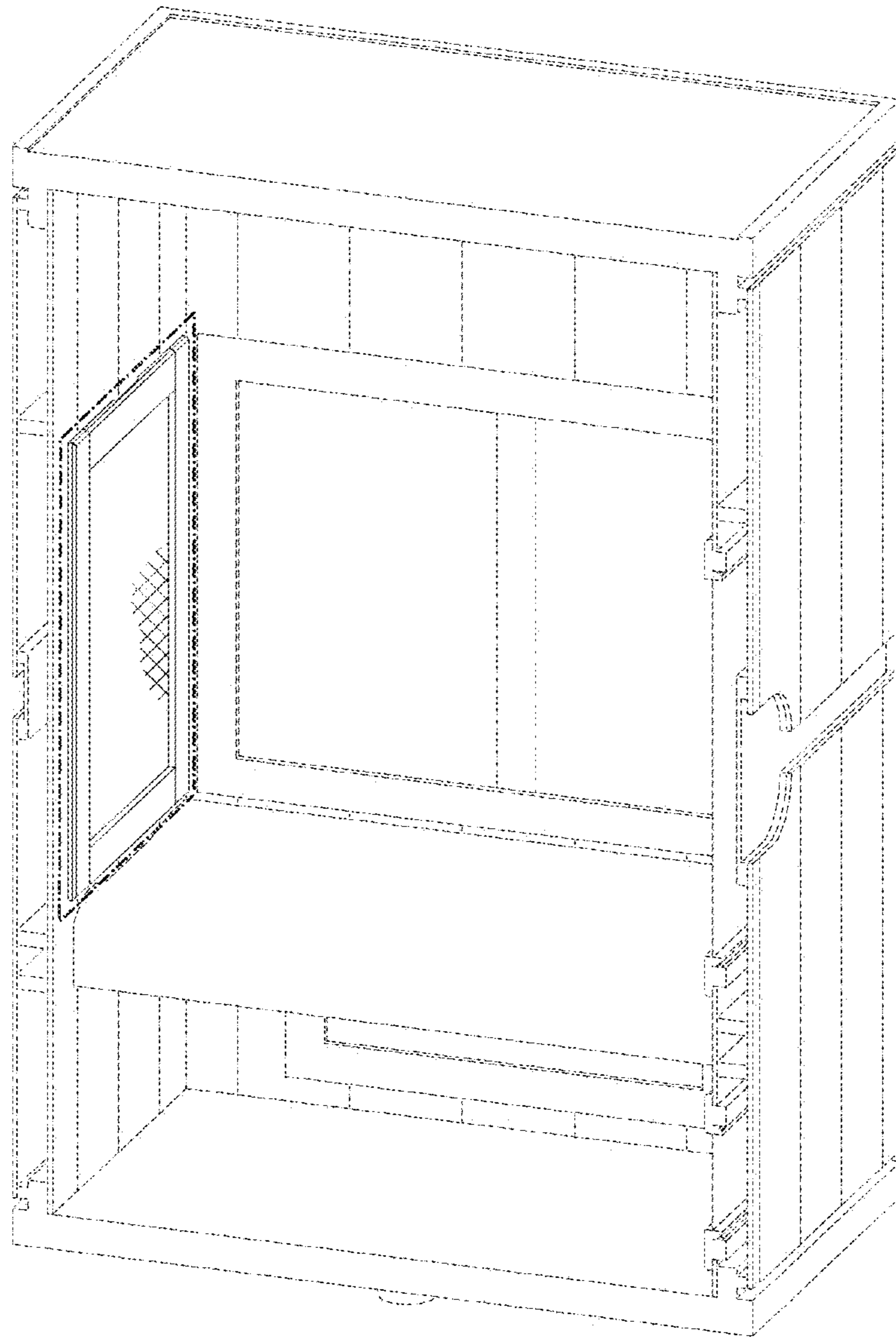


FIG. 2

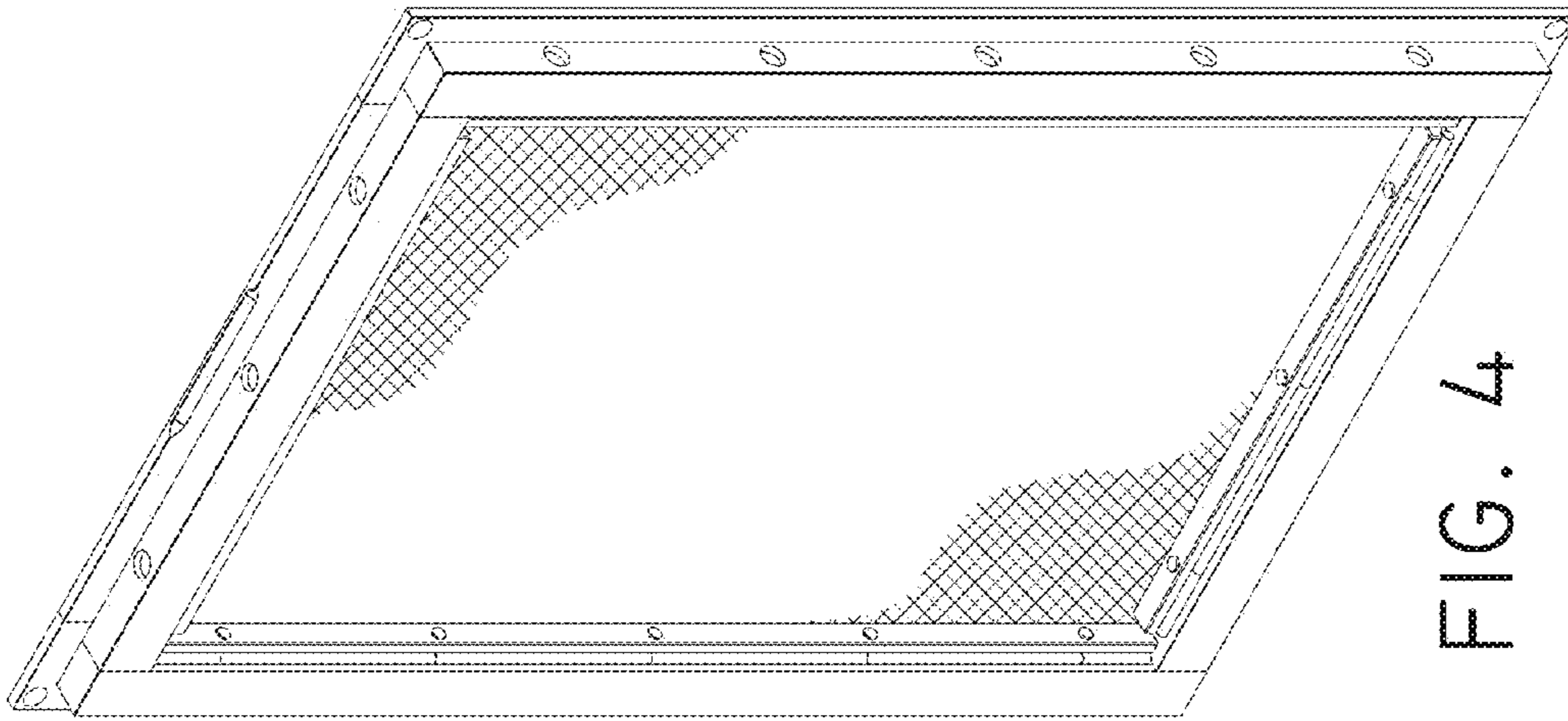


FIG. 4

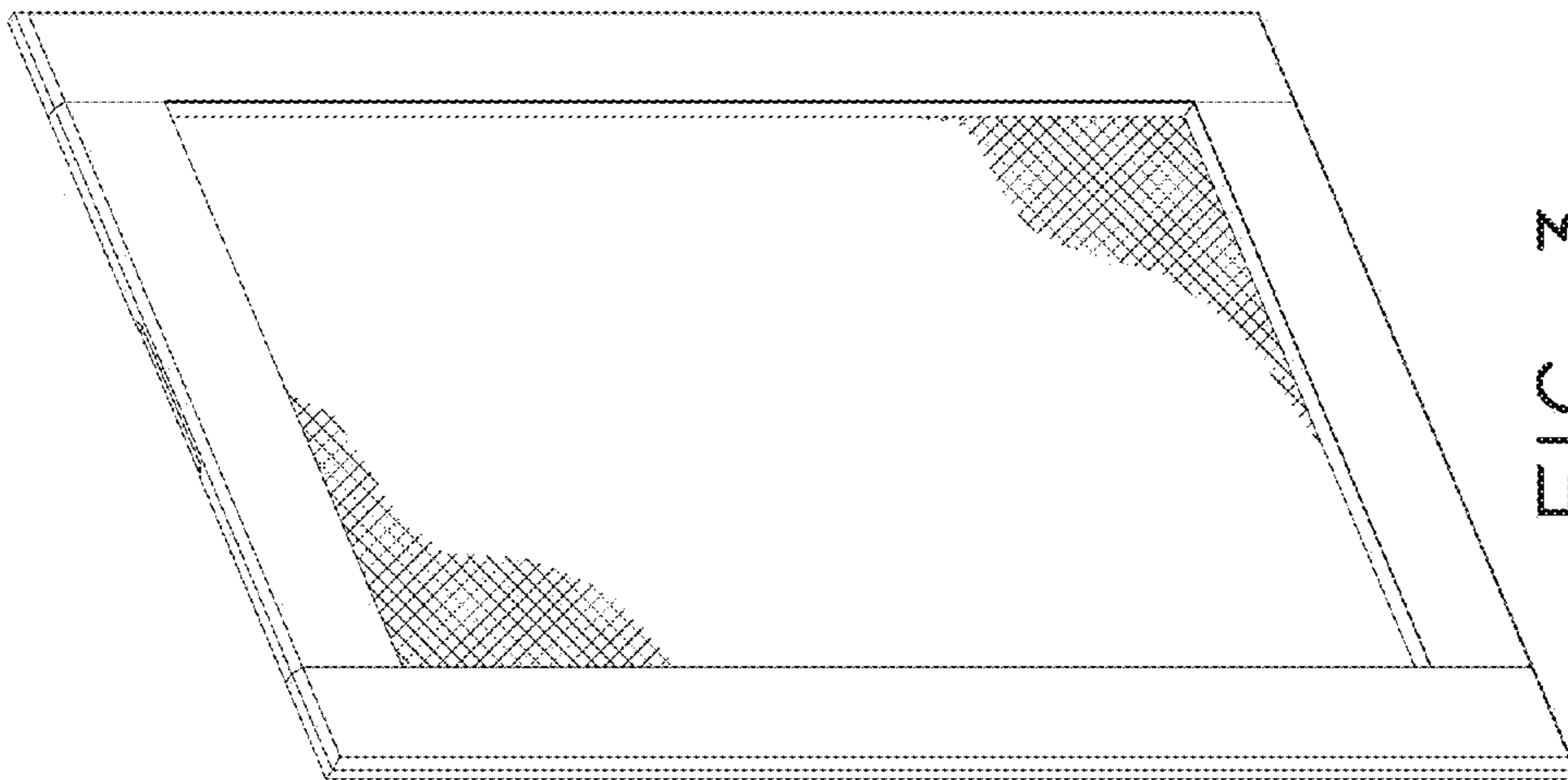


FIG. 3

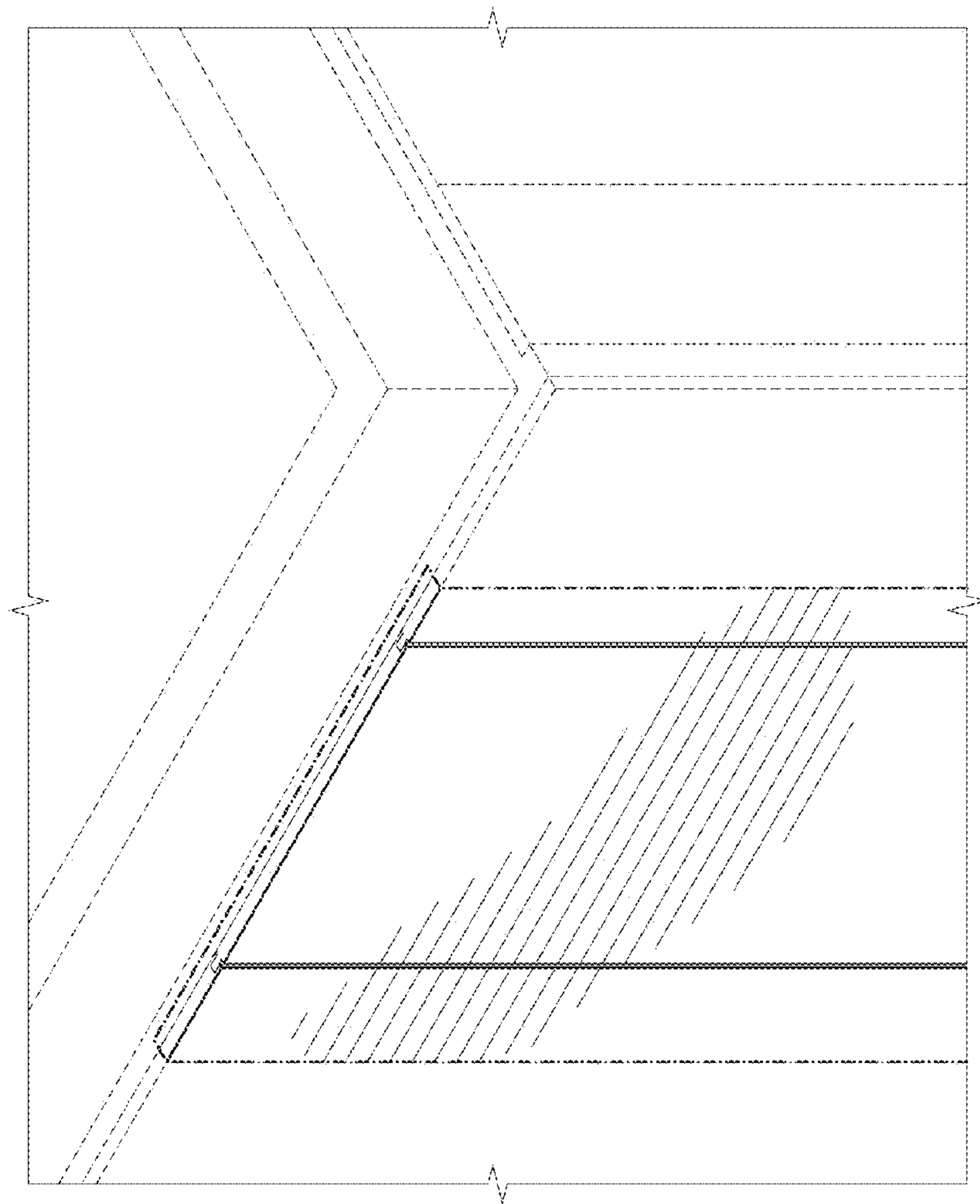


FIG. 5