



US00D864692S

(12) **United States Design Patent**
Rohrbach

(10) **Patent No.:** **US D864,692 S**
(45) **Date of Patent:** **** Oct. 29, 2019**

(54) **UTILITY KNIFE**
(71) Applicant: **MARTOR KG**, Solingen (DE)
(72) Inventor: **Martin Rohrbach**, Horn (DE)
(73) Assignee: **MARTOR KG**, Solingen (DE)
(**) Term: **15 Years**

(21) Appl. No.: **29/644,462**
(22) Filed: **Apr. 18, 2018**

(30) **Foreign Application Priority Data**

Oct. 18, 2017 (EM) 004410603

(51) **LOC (12) Cl.** **08-03**

(52) **U.S. Cl.**
USPC **D8/99**

(58) **Field of Classification Search**
USPC D8/14, 51, 98, 99, 107; 30/280, 294,
30/286, 287, 314, 315, 316, 317
CPC B26B 3/00; B26B 3/08; B26B 27/005;
B26B 27/007; B26B 1/08
See application file for complete search history.

(56) **References Cited**

U.S. PATENT DOCUMENTS

4,134,206 A * 1/1979 Beermann B26B 5/006
30/294
D323,967 S * 2/1992 Talbot D8/98
5,737,842 A * 4/1998 Freedman B26B 3/00
30/280
6,691,416 B2 * 2/2004 Yu Chen B26B 3/00
30/125
D573,436 S * 7/2008 Wu D8/99

D575,613 S * 8/2008 Jennings D8/98
7,818,885 B2 * 10/2010 Lafauci A61B 17/3211
30/280
D673,440 S * 1/2013 Kempker D8/98
D714,611 S * 10/2014 Yu Chen D8/98
D714,612 S * 10/2014 Gropl D8/98
D721,564 S * 1/2015 Purnomohadi D8/98
D742,715 S * 11/2015 Krause D8/98
D752,942 S * 4/2016 Rohrbach D8/98
D801,148 S * 10/2017 Yu Chen D8/98
D837,626 S * 1/2019 Rohrbach D8/98
2006/0016306 A1 * 1/2006 Conde B26B 3/08
83/13
2018/0333873 A1 * 11/2018 Hendricks B26B 5/00

* cited by examiner

Primary Examiner — Philip S Hyder

(74) *Attorney, Agent, or Firm* — Andrew Wilford

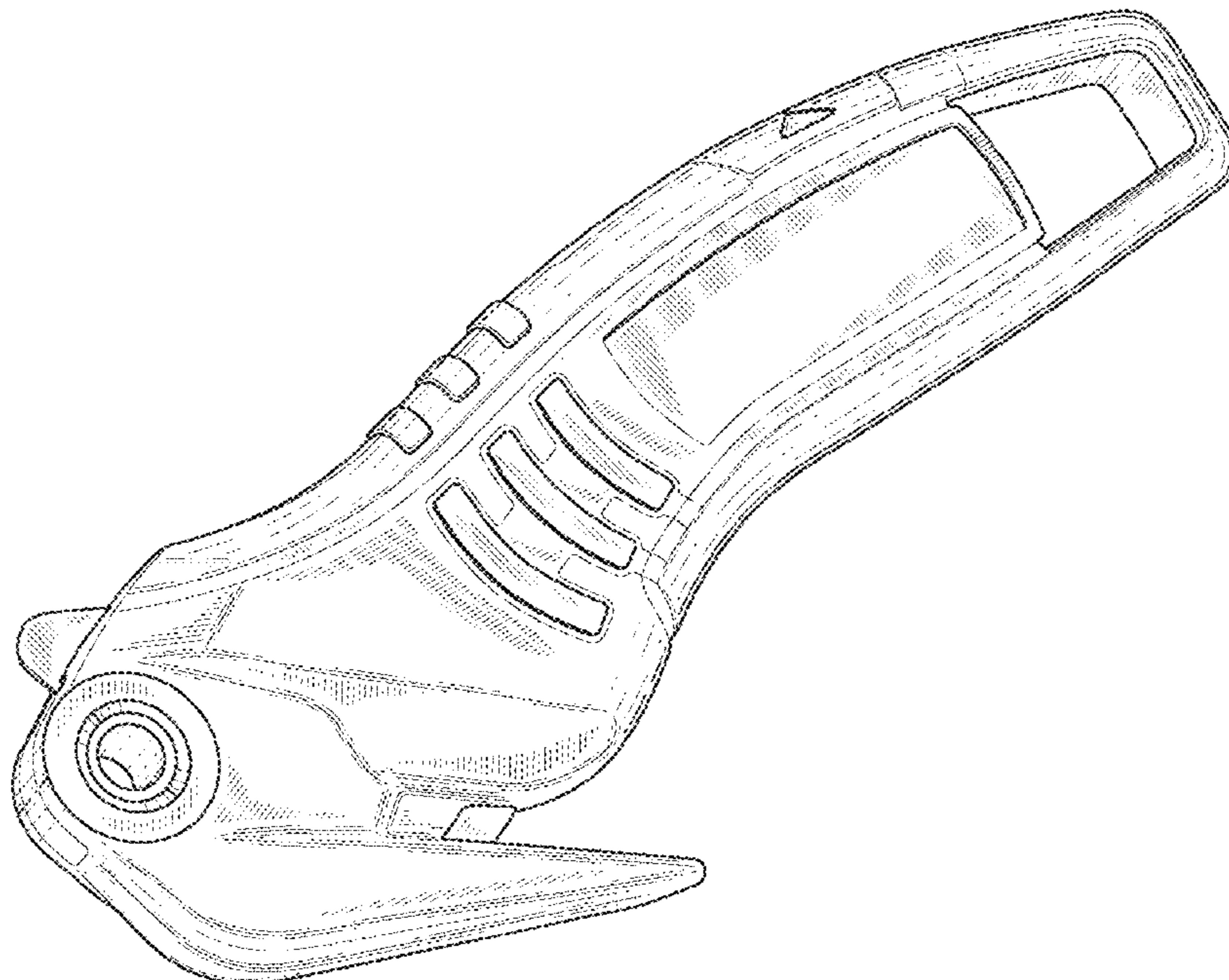
(57) **CLAIM**

The ornamental design for a utility knife, as shown and described.

DESCRIPTION

FIG. 1 is a perspective view from the side of the invention; FIG. 2 is a side elevational view of the invention, the other side being a mirror image thereof; FIG. 3 is a top view of the invention; FIG. 4 is a bottom view of the invention; FIG. 5 is a front end view of the invention taken from the left in FIG. 3; and, FIG. 6 is a rear end view of the invention. The broken lines depict portions of the utility cutter in which the design is embodied that are not considered part of the claimed design.

1 Claim, 3 Drawing Sheets



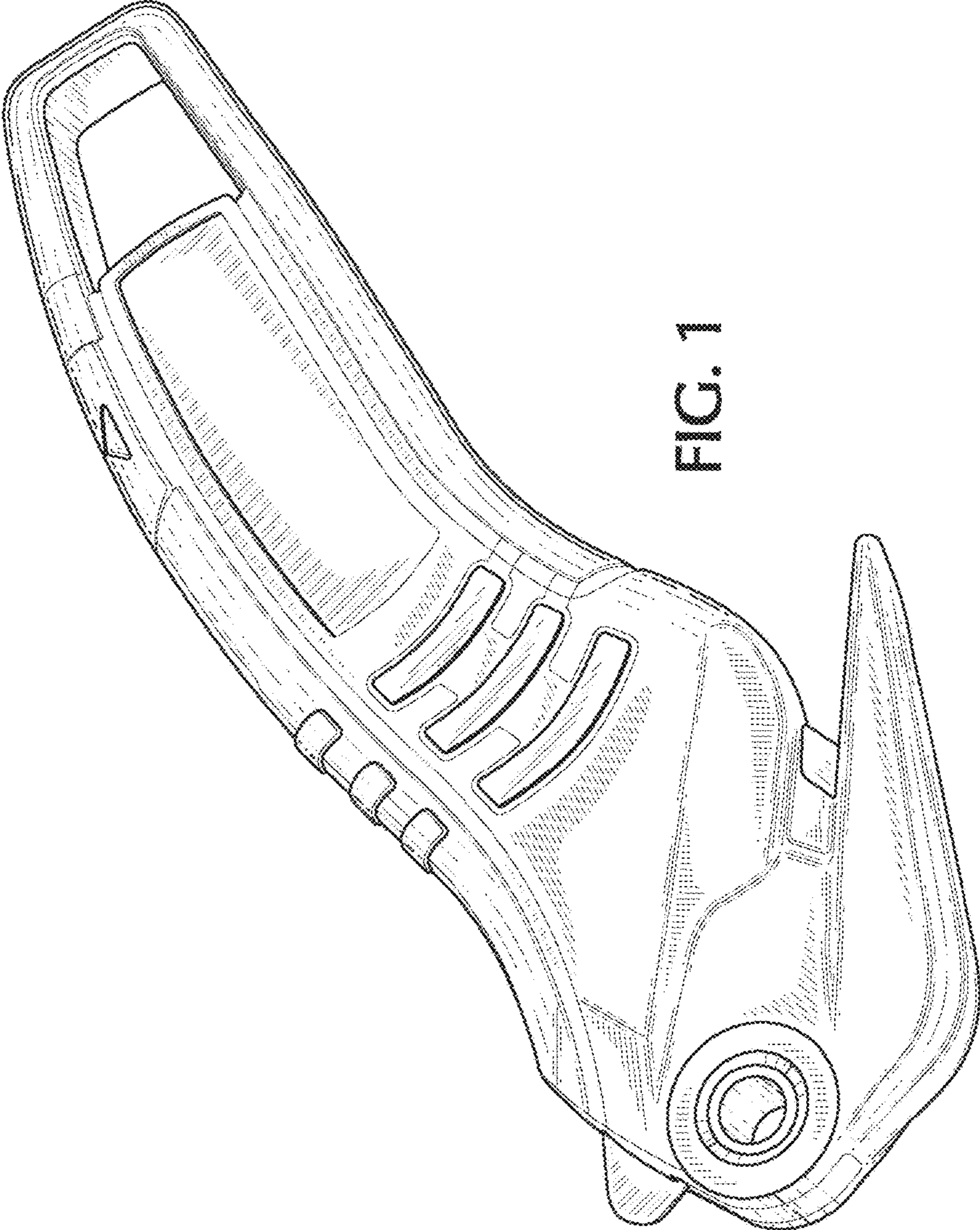


FIG. 1

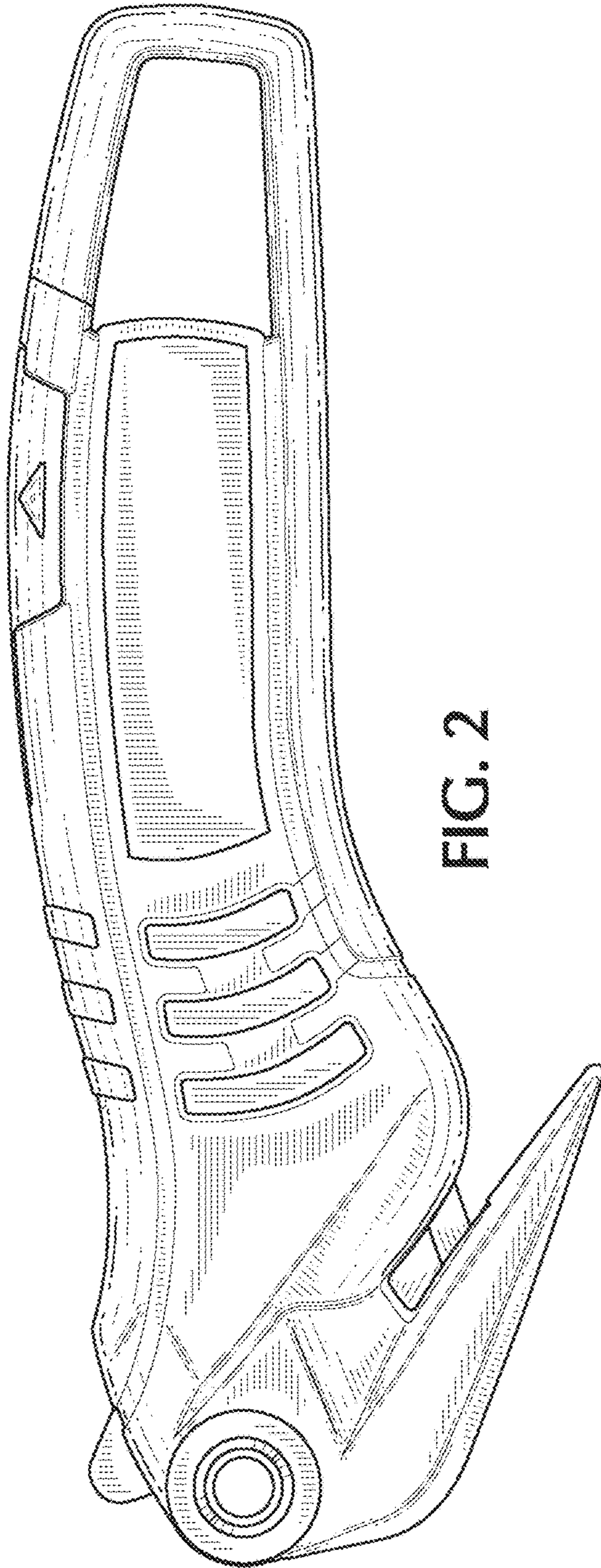


FIG. 2

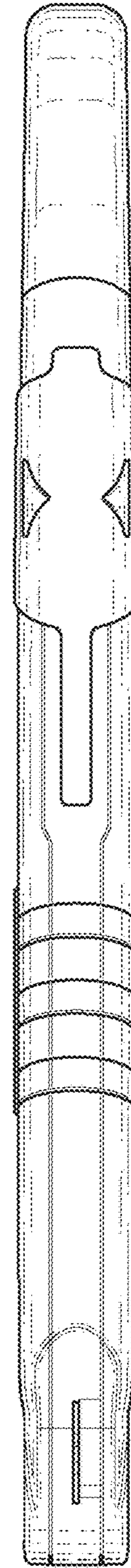


FIG. 3




FIG. 4

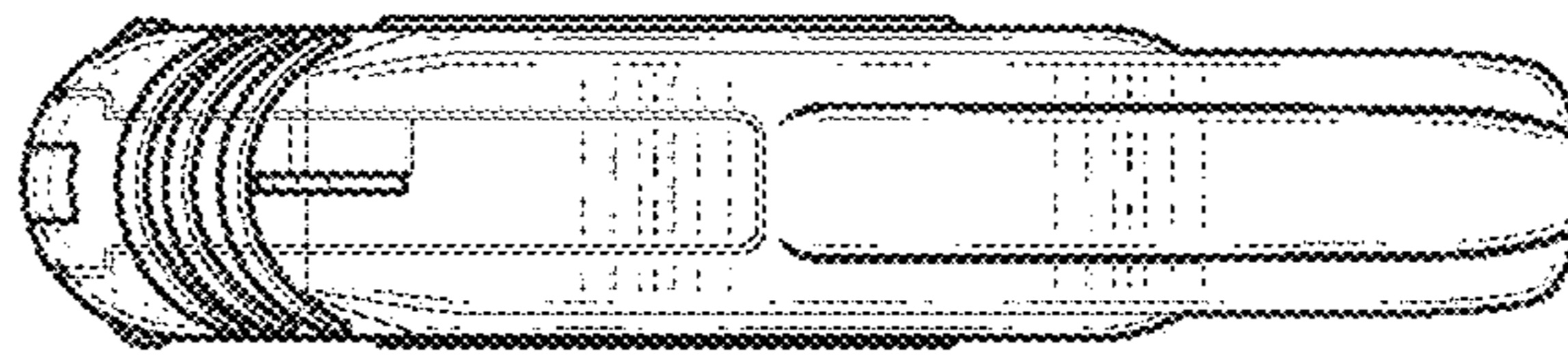


FIG. 5

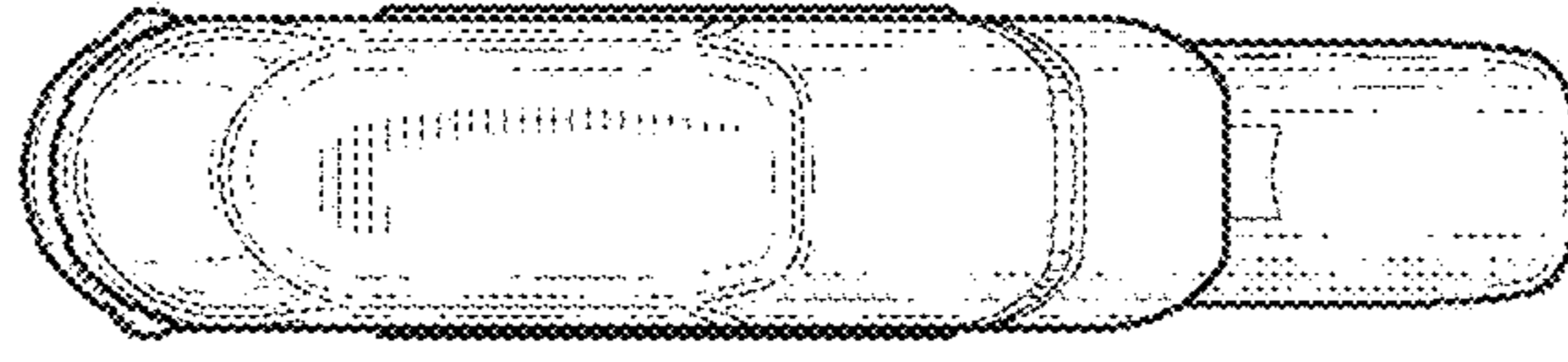


FIG. 6