



US00D823479S

(12) **United States Design Patent**
Mollohan

(10) **Patent No.:** **US D823,479 S**
(45) **Date of Patent:** **** Jul. 17, 2018**

(54) **MASSAGER**

(71) Applicant: **PSO-RITE.COM LLC**, Santa Monica,
CA (US)

(72) Inventor: **Mackenzie Mollohan**, Santa Monica,
CA (US)

(73) Assignee: **PSO-RITE.COM LLC**, Santa Monica,
CA (US)

(**) Term: **15 Years**

(21) Appl. No.: **29/602,899**

(22) Filed: **May 4, 2017**

(51) **LOC (11) Cl.** **28-03**

(52) **U.S. Cl.**
USPC **D24/215**

(58) **Field of Classification Search**
USPC 108/51.11; 128/202.18, 845;
297/180.11, 391, 394, 452.26, 452.48;
5/401, 417, 419, 420, 600, 630-636, 646,
5/652, 653, 655.4, 655, 690, 730, 933,
5/946, 947; D21/686, 803, 804, 805,
D21/809; D24/183, 184, 190, 191, 234;
D25/102, 112, 113, 119; D32/40, 43;
D6/349, 375, 512, 596, 601, 604, 715,
D6/716.1, 716; 601/125, 134, 137;
D12/128, 133

CPC A61H 2201/0134; A47G 9/10
See application file for complete search history.

(56) **References Cited**

U.S. PATENT DOCUMENTS

4,447,922 A * 5/1984 Brochu A47D 1/103
297/391
4,759,089 A * 7/1988 Fox A47G 9/1072
5/636
D299,169 S * 12/1988 Hall D24/215
4,880,275 A * 11/1989 Lanteri B60N 2/882
297/391

D306,245 S * 2/1990 Akhtarekhavari 297/391
D313,280 S * 12/1990 Rodenburgh D25/113
D321,562 S * 11/1991 Ljungvall 5/646
D334,159 S * 3/1993 Mulligan 5/653
5,226,188 A * 7/1993 Liou A47C 7/742
297/452.46
D339,021 S * 9/1993 Henry D6/596
5,272,780 A * 12/1993 Clute A47D 13/08
5/632
D349,541 S * 8/1994 Bertolucci D21/686
D359,804 S * 6/1995 Carter D24/183
5,709,649 A * 1/1998 Chitwood A61F 5/04
128/845
D413,980 S * 9/1999 Sioufi D24/183
D416,094 S * 11/1999 Joubert D25/113

(Continued)

OTHER PUBLICATIONS

PSO-RITE, "Pso-Mini", Apr. 28, 2018. <https://pso-rite.com/products/pso-mini>. Shown on p. 1. (Year: 2018).*

Primary Examiner — Cynthia Ramirez

Assistant Examiner — Michael A Maharajh

(74) *Attorney, Agent, or Firm* — Kelley Drye & Warren
LLP

(57) **CLAIM**

The ornamental design for a massager, as shown and
described.

DESCRIPTION

FIG. 1 is a perspective view of a massager showing my new
design;

FIG. 2 is a front view thereof;

FIG. 3 is a rear view thereof;

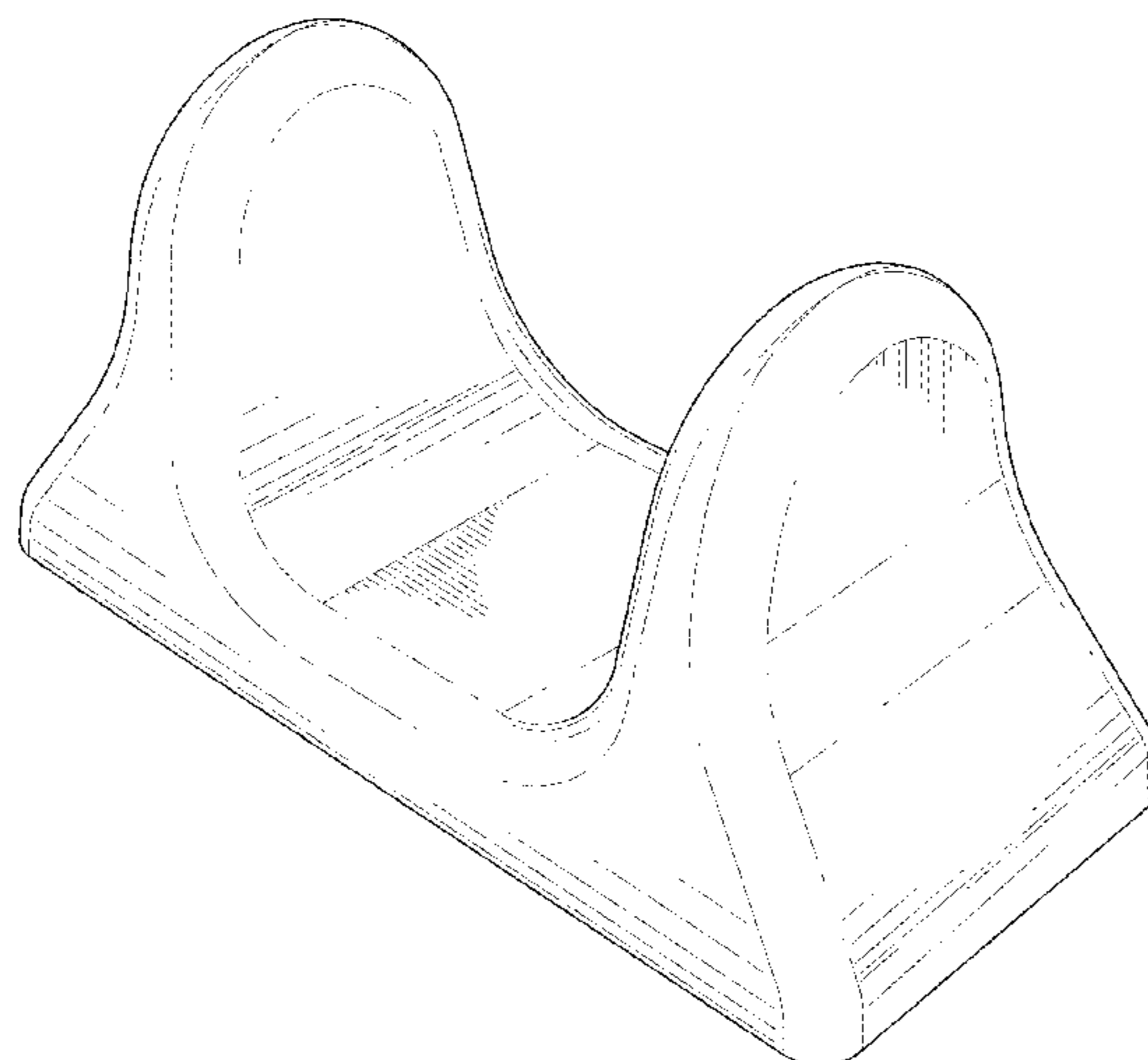
FIG. 4 is a left side view thereof;

FIG. 5 is a right side view thereof;

FIG. 6 is a top view thereof; and,

FIG. 7 is a bottom view thereof.

1 Claim, 7 Drawing Sheets



(56)

References Cited

U.S. PATENT DOCUMENTS

6,088,855 A * 7/2000 Connolly A47D 15/006
 297/397
 D447,805 S * 9/2001 Siegal D24/183
 6,561,194 B2 * 5/2003 Michelson A61F 5/3707
 128/845
 6,578,218 B2 * 6/2003 Wassilefsky A47C 20/021
 5/630
 D487,553 S * 3/2004 Morikawa D6/601
 D503,062 S * 3/2005 Nash D6/601
 D515,709 S * 2/2006 Charon D25/113
 D567,562 S * 4/2008 Nash D6/601
 D642,278 S * 7/2011 Sharps D24/184
 D690,014 S * 9/2013 Evans D24/184
 D690,015 S * 9/2013 Evans D24/184
 8,549,683 B2 * 10/2013 Ratner A61G 13/121
 128/845
 8,671,484 B1 * 3/2014 Logiodice A47D 15/005
 5/655
 D705,940 S * 5/2014 Tai D24/215
 D710,999 S * 8/2014 Gurall D24/183
 D711,000 S * 8/2014 Ravikumar D24/184
 D712,556 S * 9/2014 Abbey A42B 3/0473
 D24/191
 D725,407 S * 3/2015 McCracken D6/601
 D732,313 S * 6/2015 Fux D6/601
 D733,897 S * 7/2015 Rossouw D24/184
 D764,189 S * 8/2016 Edwards D6/349
 D807,973 S * 1/2018 Leonardo D21/686

2002/0095731 A1 * 7/2002 Hall A61G 7/075
 5/646
 2006/0037608 A1 * 2/2006 Silva A61M 16/06
 128/202.18
 2007/0022537 A1 * 2/2007 Faustick A47C 5/125
 5/655
 2008/0282474 A1 * 11/2008 Hsin A47G 9/10
 5/640
 2009/0106903 A1 * 4/2009 Vanderweit A61G 13/009
 5/613
 2009/0211031 A1 * 8/2009 Kloes A47G 9/10
 5/640
 2010/0299838 A1 * 12/2010 Lanci B60N 2/882
 5/645
 2013/0232693 A1 * 9/2013 Myers A47G 9/10
 5/636
 2013/0276236 A1 * 10/2013 Rasmussen A47G 9/1027
 5/640
 2014/0150184 A1 * 6/2014 Jones A47C 7/42
 5/636
 2014/0304920 A1 * 10/2014 Edwards A47C 7/383
 5/644
 2014/0305441 A1 * 10/2014 Porter A61G 13/121
 128/845
 2014/0318550 A1 * 10/2014 Doci A63B 21/00047
 128/845
 2014/0359947 A1 * 12/2014 Turner A47D 13/083
 5/655
 2015/0020314 A1 * 1/2015 Garcia B60N 2/882
 5/636

* cited by examiner

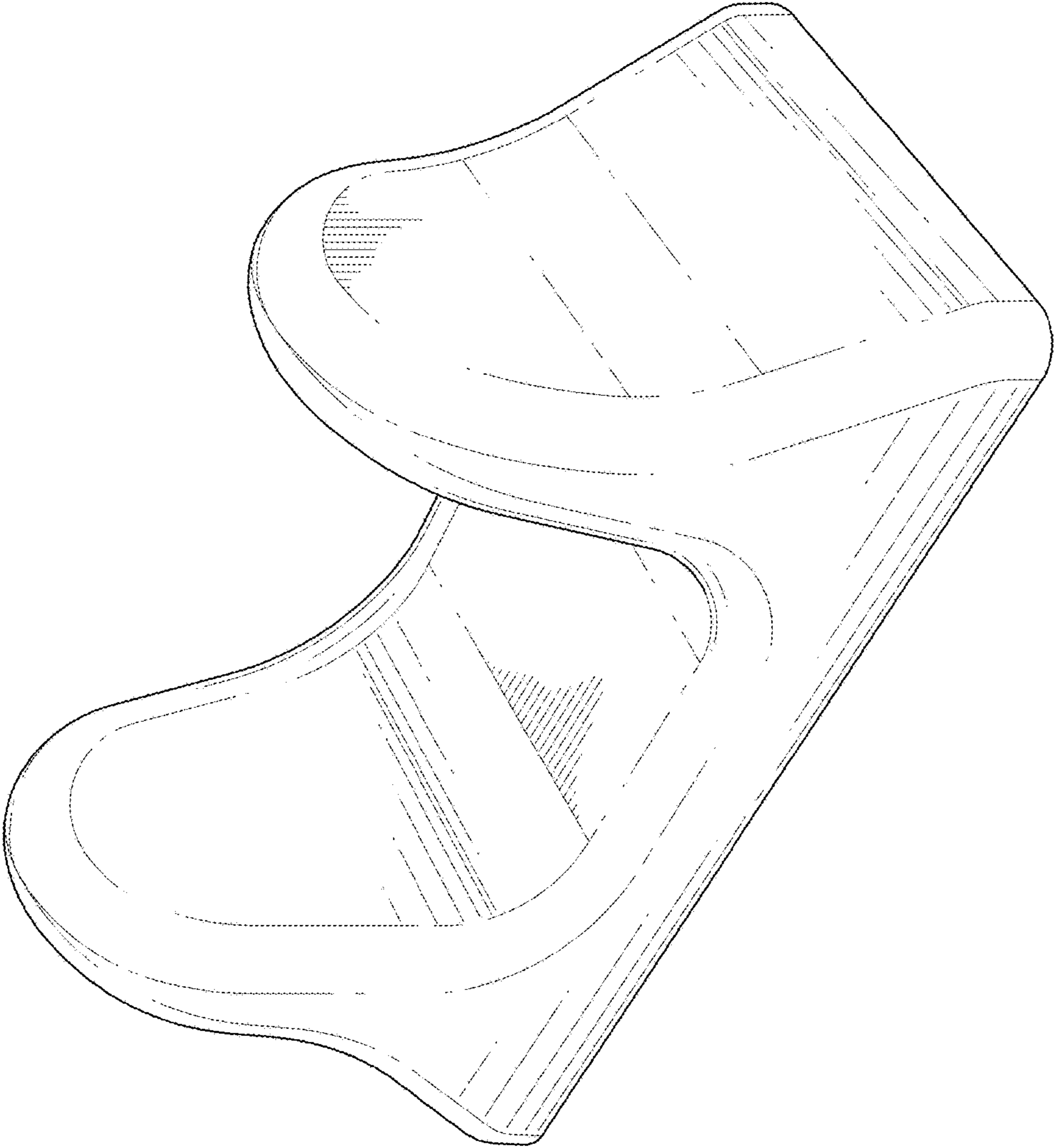


FIG.1

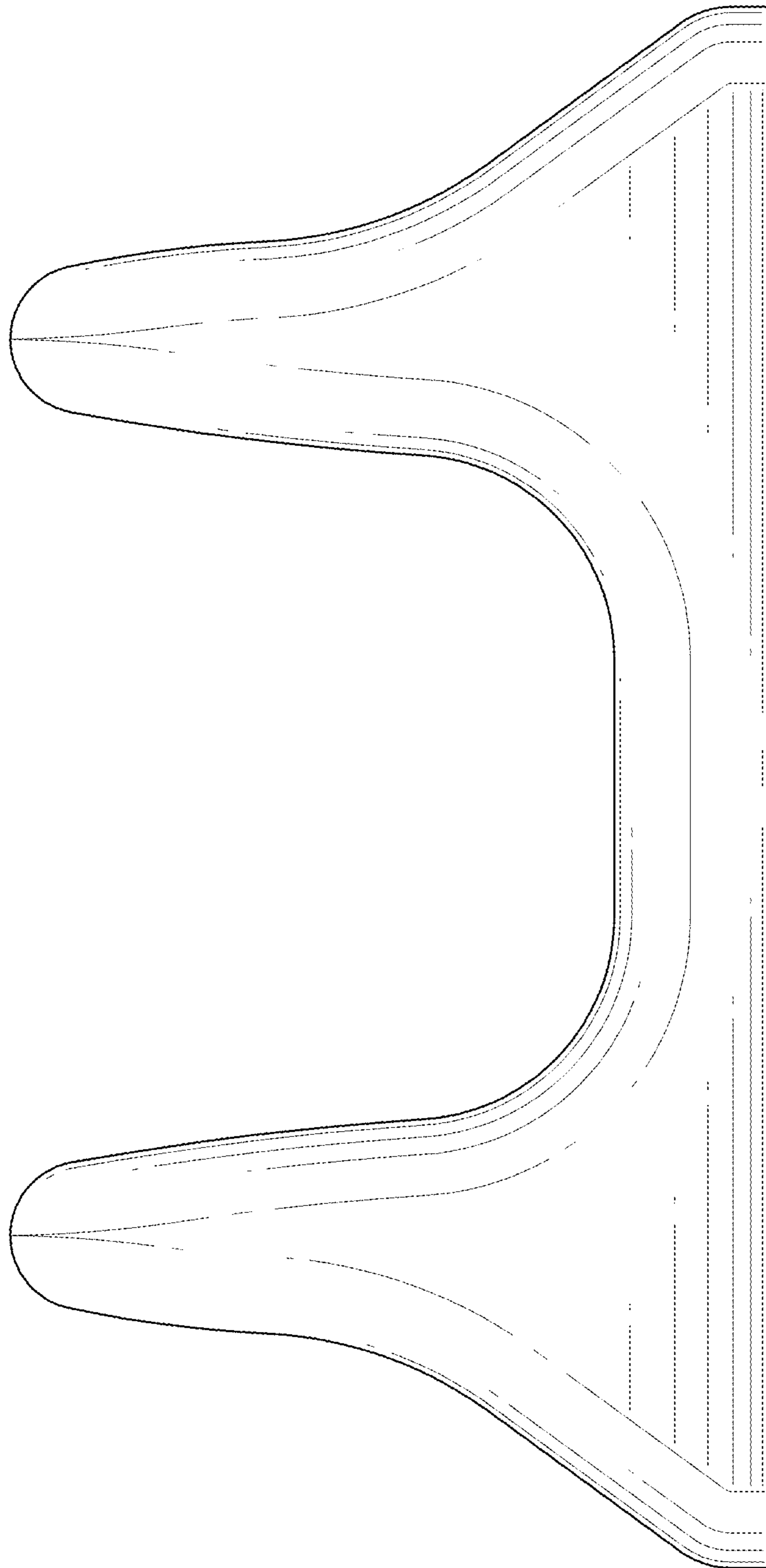


FIG. 2

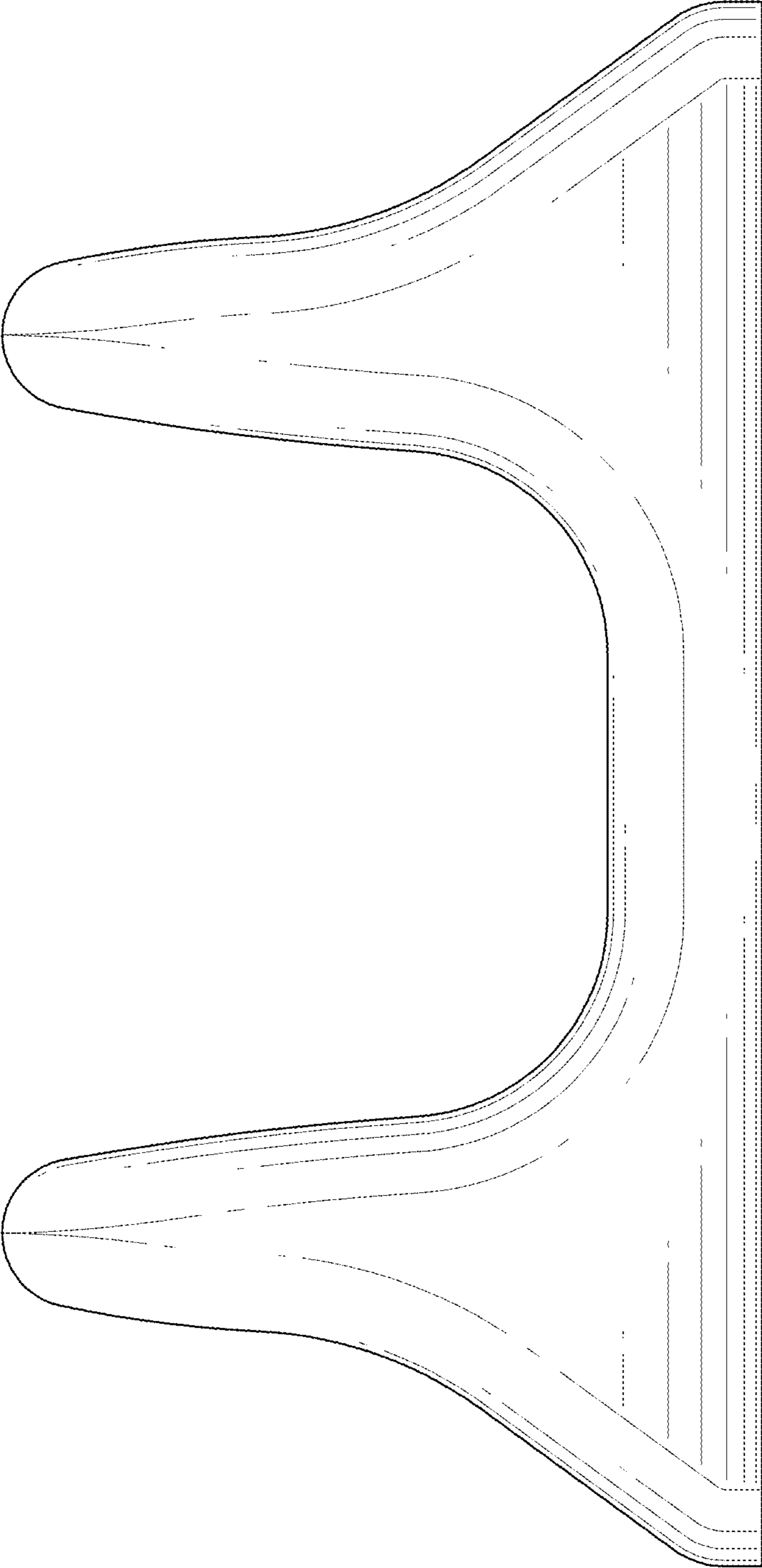


FIG. 3

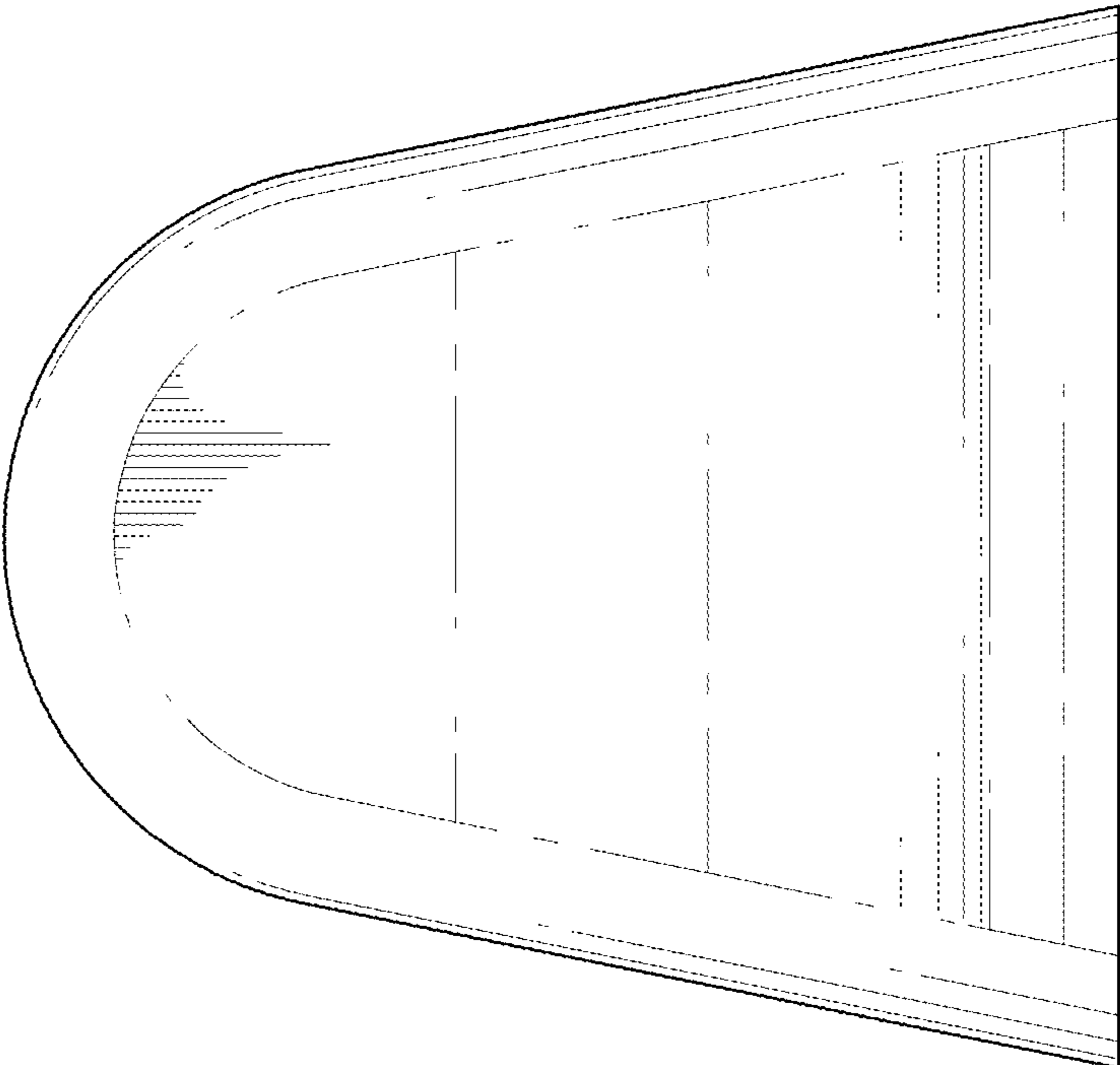


FIG.4

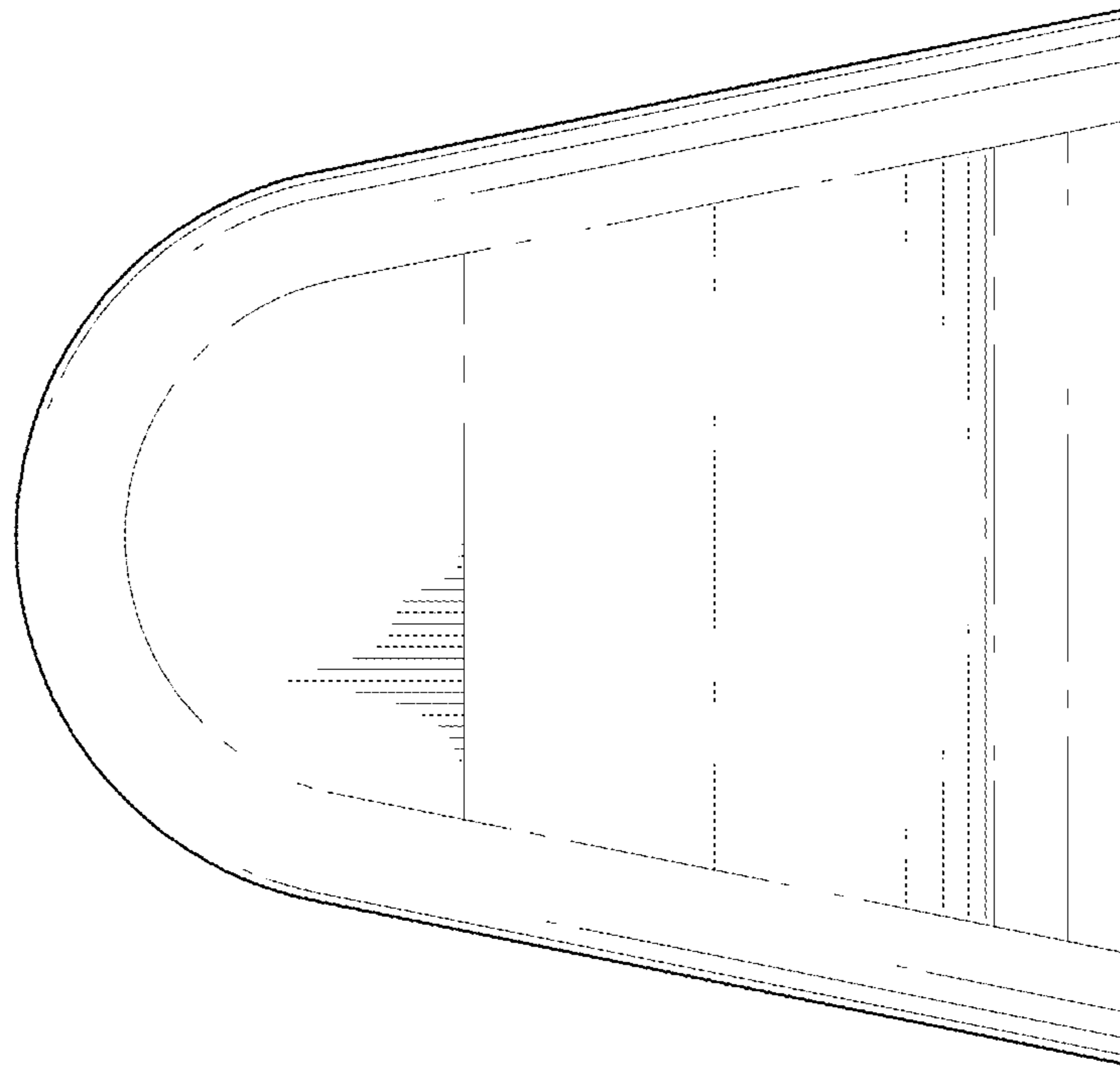


FIG. 5

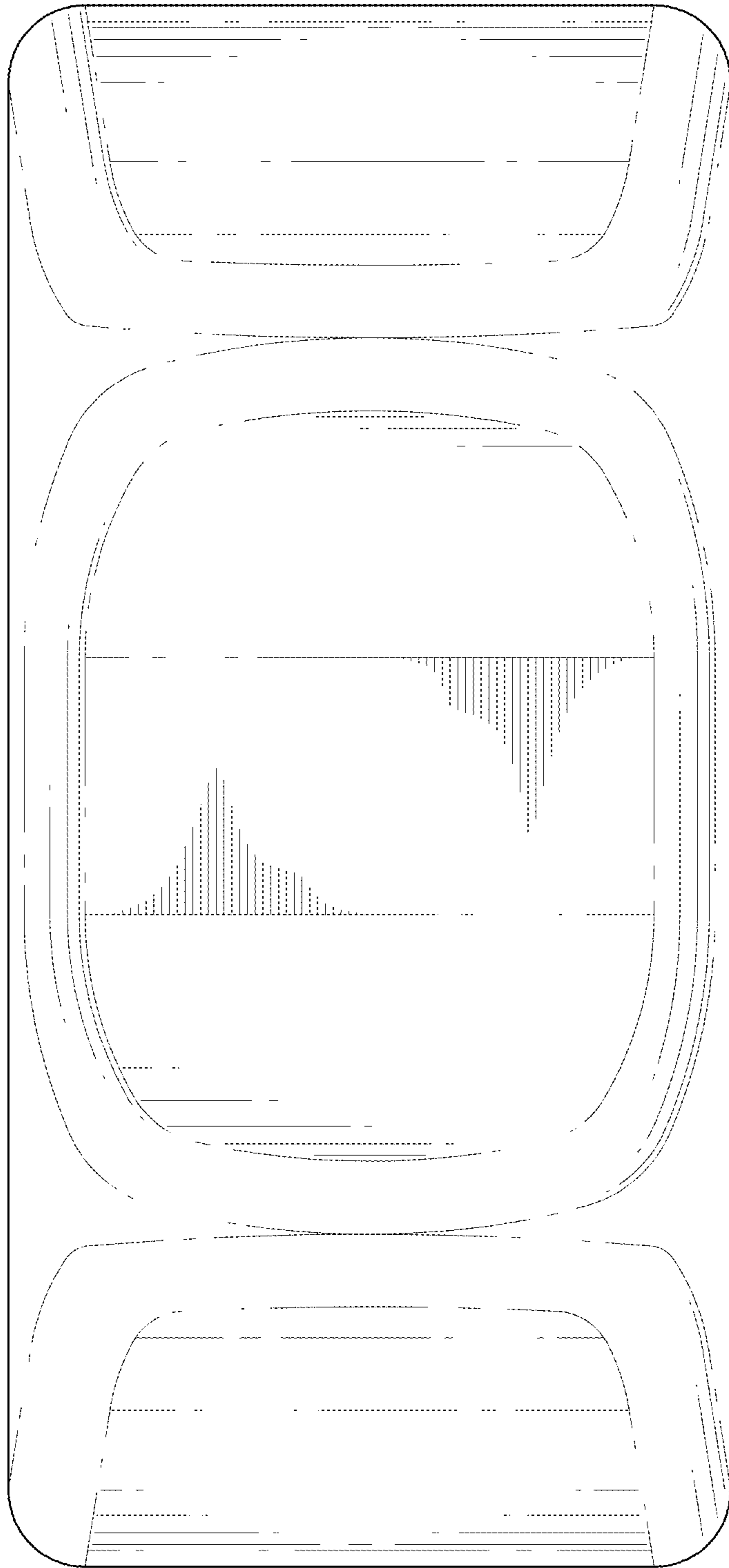


FIG. 6




FIG. 7