



US009789125B2

(12) **United States Patent**  
**Anzalone et al.**

(10) **Patent No.:** **US 9,789,125 B2**  
(45) **Date of Patent:** **\*Oct. 17, 2017**

(54) **CRYSTALS AND PROCESS OF MAKING 5-([2-AMINO-3-(4-CARBAMOYL-2,6-DIMETHYL-PHENYL)-PROPIONYL]-[1-(4-PHENYL-1H-IMIDAZOL-2-YL)-ETHYL]-AMINO}-METHYL)-2-METHOXY-BENZOIC ACID**

(71) Applicant: **Allergan Holdings Unlimited Company, Dublin (IE)**

(72) Inventors: **Luigi Anzalone, West Chester, PA (US); Frank J. Villani, Perkasie, PA (US); Christopher A. Teleha, Fort Washington, PA (US); Penina Feibush, Ambler, PA (US); Barry Fegely, Quakertown, PA (US)**

(73) Assignee: **Allergan Holdings Unlimited Company (IE)**

(\*) Notice: Subject to any disclaimer, the term of this patent is extended or adjusted under 35 U.S.C. 154(b) by 0 days.

This patent is subject to a terminal disclaimer.

(21) Appl. No.: **15/171,967**

(22) Filed: **Jun. 2, 2016**

(65) **Prior Publication Data**

US 2016/0354389 A1 Dec. 8, 2016

**Related U.S. Application Data**

(60) Continuation of application No. 14/806,465, filed on Jul. 22, 2015, now Pat. No. 9,364,489, which is a continuation of application No. 14/459,514, filed on Aug. 14, 2014, now Pat. No. 9,115,091, which is a continuation of application No. 14/171,366, filed on Feb. 3, 2014, now Pat. No. 8,859,604, which is a continuation of application No. 13/987,009, filed on Jun. 24, 2013, now Pat. No. 8,691,860, which is a division of application No. 13/175,342, filed on Jul. 1, 2011, now Pat. No. 8,609,865, which is a division of application No. 12/168,331, filed on Jul. 7, 2008, now Pat. No. 7,994,206.

(60) Provisional application No. 60/948,584, filed on Jul. 9, 2007.

(51) **Int. Cl.**  
*A61K 31/625* (2006.01)  
*C07D 233/64* (2006.01)

(52) **U.S. Cl.**  
CPC ..... *A61K 31/625* (2013.01); *C07D 233/64* (2013.01)

(58) **Field of Classification Search**  
CPC . *C07D 233/64*; *A61K 31/4164*; *A61K 31/625*  
USPC ..... 514/400; 548/400, 338.1  
See application file for complete search history.

(56) **References Cited**

U.S. PATENT DOCUMENTS

7,629,488	B2	12/2009	Cai et al.
7,741,356	B2	6/2010	Breslin et al.
7,786,158	B2	8/2010	Breslin et al.
7,994,206	B2	8/2011	Anzalone et al.
8,344,011	B2	1/2013	Breslin et al.
8,609,709	B2	12/2013	Breslin et al.
8,609,865	B2	12/2013	Anzalone et al.
8,691,860	B2	4/2014	Anzalone et al.
8,772,325	B2	7/2014	Breslin et al.
8,859,604	B2	10/2014	Anzalone et al.
9,115,091	B2	8/2015	Anzalone et al.
9,205,076	B2	12/2015	Breslin et al.
9,364,489	B2	6/2016	Anzalone et al.
2006/0211861	A1	9/2006	Cai et al.
2010/0036132	A1	2/2010	Cai et al.
2010/0152460	A1	6/2010	Cai et al.
2016/0030393	A1	2/2016	Breslin et al.

FOREIGN PATENT DOCUMENTS

JP	2010-533191	10/2010
JP	2014-144946	8/2014

OTHER PUBLICATIONS

“Crystallization Technology Handbook,” Marcel Dekker, Inc., ed. A. Mersmann, 2001, second edition, pp. 13, 516, 544-550.  
“Handbook of Pharmaceutical Salts: Properties, Selection, and Use,” Stahl et al. (Eds.), Wiley-VCH, 2008, pp. 16-17.  
“Pharmaceutical Manufacturing Handbook: Production and Processes,” GAD editor, Wiley-Interscience, 2008, pp. 952-954.  
“Remington: Farmacia 2” Editorial Medica Panamericana, Argentina, 1992, pp. 1912-1920.  
“Springer Handbook of Crystal Growth,” Springer, editors Dhanaraj et al., 2010, pp. 75-76, 566.  
Caira “Crystalline Polymorphism of Organic Compounds,” Topics in Current Chemistry, 1998, vol. 198, pp. 164-208.  
Chawla et al. “Challenges in Polymorphism of Pharmaceuticals,” CRIPS, vol. 5, No. 1, Jan.-Mar. 2004, 4 pages.  
Guillory, “Generation of Polymorphs, Hydrates, Solvates, and Amorphous Solids,” Polymorphism in Pharmaceutical Solids, Chapter 5, Marcel Dekker, Inc., New York, 1999, 25 pages.  
Knapman “Polymorphic predictions: Understanding the nature of crystalline compounds can be critical in drug development and manufacture,” Modern Drug Discovery, Mar. 2000, 3 pages.  
Newman et al. “Solid-state analysis of the active pharmaceutical ingredient in drug products,” DDT, Oct. 2003, vol. 8, No. 19, pp. 898-905.  
Swanepoel et al. “Quality evaluation of generic drugs by dissolution test: changing the USP dissolution medium to distinguish between active and non-active mebendazole polymorphs,” European Journal of Pharmaceutics and Biopharmaceutics, 2003, vol. 55, pp. 345-349.

(Continued)

*Primary Examiner* — Kristin Vajda  
(74) *Attorney, Agent, or Firm* — Sheridan Ross P.C.

(57) **ABSTRACT**

The present invention relates to a novel crystals of 5-([2-amino-3-(4-carbamoyl-2,6-dimethyl-phenyl)-propionyl]-[1-(4-phenyl-1h-imidazol-2-yl)-ethyl]-amino}-methyl)-2-methoxy-benzoic acid and methods of making the zwitterion of 5-([2-amino-3-(4-carbamoyl-2,6-dimethyl-phenyl)-propionyl]-[1-(4-phenyl-1h-imidazol-2-yl)-ethyl]-amino}-methyl)-2-methoxy-benzoic acid.

**40 Claims, 6 Drawing Sheets**



(56)

**References Cited**

## OTHER PUBLICATIONS

International Search Report for International (PCT) Patent Application No. PCT/US2008/069318, Mailed Jan. 29, 2009.

International Preliminary Report on Patentability for International (PCT) Patent Application No. PCT/US2008/069318, dated Jan. 12, 2010.

Official Action for Australia Patent Application No. 2008275270, dated Oct. 23, 2012.

Official Action for Australia Patent Application No. 2008275270, mailed Mar. 28, 2013 3 pages.

Notice of Acceptance for Australia Patent Application No. 2008275270, dated Sep. 25, 2013 2 pages.

Official Action for Canada Patent Application No. 2,695,126, dated Jun. 11, 2014 4 pages.

English Translation of Official Action for China Patent Application No. 200880024059.7, dated Jul. 5, 2011 10 pages.

Official Action with English translation for China Patent Application No. 200880024059.7, dated Jul. 13, 2012 7 pages.

Official Action with English Translation for China Patent Application No. 200880024059.7, dated Apr. 11, 2013 13 pages.

Official Action with English Translation for China Patent Application No. 200880024059.7, dated Dec. 30, 2013 11 pages.

Official Action (with English Translation) for China Patent Application No. 200880024059.7, mailed Apr. 28, 2014, 14 pages.

Official Action with English Translation for China Patent Application No. 200880024059.7, dated May 6, 2015 25 pages.

Official Action for Colombia Patent Application No. 10.000.935, dated Sep. 2012.

English Translation of Official Action for Colombia Patent Application No. 10-000935, received Sep. 4, 2013 10 pages.

Official Action with English translation for Eurasian Patent Application No. 201070116/28, dated Jul. 6, 2011 4 pages.

Official Action with English translation for Eurasian Patent Application No. 201070116/28, dated Mar. 30, 2010 4 pages.

Opposition with English Translation for Ecuador Patent Application No. 10-9863, dated May 28, 2010 21 pages.

English Summary of Official Action for Egyptian Patent Application No. 33/2010, Sep. 2013 2 pages.

Official Action for European Patent Application No. 08781434.9, dated Jun. 15, 2011 3 pages.

Official Action for European Patent Application No. 08781434.9, dated Dec. 8, 2011 3 pages.

Summons to Attend Oral Proceedings for European Patent Application No. 08781434.9 dated Jan. 30, 2014,, 3 pages.

Official Action for European Patent Application No. 08781434.9, dated Jan. 5, 2015 3 pages.

Intention to Grant for European Patent Application No. 08781434.9, dated Jul. 1, 2015 7 pages.

Decision to Grant for European Patent Application No. 08781434.9, dated Jan. 8, 2016 2 pages.

Official Action with English Translation for Indonesia Patent Application No. W-00 2010 00054, dated Dec. 15, 2014 6 pages.

Official Action with English Translation for Indonesia Patent Application No. W-00 2010 00054, dated May 25, 2015 5 pages.

English Translation of Official Action for Israel Patent Application No. 203081, dated Apr. 25, 2013 3 pages.

English Translation of Official Action for Israel Patent Application No. 203081, dated Jun. 1, 2014, 2 pages.

English Translation of Official Action for Israel Patent Application No. 203081, dated Aug. 13, 2014 1 page.

English Translation of Official Action for Israel Patent Application No. 203081, dated Jul. 12, 2015 2 pages.

Pre-Grant Opposition for India Patent Application No. 58/KOLNP/2010, dated Nov. 13, 2010 26 pages.

Official Action for India Patent Application No. 58/KOLNP/2010, dated Mar. 26, 2015 3 pages.

Hearing Decision for India Patent Application No. 58/KOLNP/2010, dated Apr. 29, 2016 3 pages.

English Translation of Official Action for Japan Patent Application No. 2010-516175, dated May 28, 2013 4 pages.

English Translation of Official Action for Japan Patent Application No. 2010-516175, mailed May 28, 2014, 3 pages.

Decision to Grant Patent for Japan Patent Application No. 2010-516175, dated Jan. 21, 2015 3 pages.

Official Action with English Translation for Japan Patent Application No. 2013-219252, mailed Sep. 24, 2014 6 pages.

Official Action with English Translation for Japan Patent Application No. 2013-219252, mailed Jul. 8, 2015 6 pages.

Official Action with English Summary for Korea Patent Application No. 10-2010-7002535, dated Oct. 31, 2014 11 pages.

Official Action with English Translation for Korea Patent Application No. 10-2010-7002535, dated Apr. 20, 2015 9 pages.

Official Action with English Summary for Korea Patent Application No. 10-2015-7016556, dated Aug. 31, 2015 10 pages.

Official Action (with English translation) for Mexican Patent Application No. MX/a/2010/000323 dated Apr. 30, 2014, 4 pages.

Official Action with English Translation for Mexico Patent Application No. MX/a/2010/000323, dated Nov. 14, 2014 7 pages.

Official Action with English Translation for Mexico Patent Application No. MX/a/2010/000323, dated Aug. 10, 2015 7 pages.

Official Action for Malaysia Patent Application No. PI 201000053, mailed Apr. 15, 2013 3 pages.

English Translation of Official Action for Philippines Patent Application No. 1/2010/500060, dated Oct. 25, 2012.

Official Action for Philippines Patent Application No. 1/2010/500060, mailed Jun. 28, 2016 2 pages.

Examination Report for Singapore Patent Application No. 201000095-8, dated Aug. 14, 2012 7 pages.

Official Action with English translation for Ukraine Patent Application No. 201001286, dated Feb. 10, 2012 8 pages.

Official Action with English Translation for Ukraine Patent Application No. 201001286, dated Feb. 25, 2013 6 pages.

Official Action with English Translation for Vietnam Patent Application No. 1-2009-02869, dated Jun. 21, 2012.

Official Action for U.S. Appl. No. 12/168,331, mailed May 14, 2010 Restriction Requirement.

Official Action for U.S. Appl. No. 12/168,331, mailed Jul. 12, 2010.

Official Action for U.S. Appl. No. 12/168,331, mailed Dec. 29, 2010.

Notice of Allowance for U.S. Appl. No. 12/168,331, mailed Apr. 6, 2011.

Official Action for U.S. Appl. No. 13/175,342, mailed May 24, 2012 Restriction Requirement.

Official Action for U.S. Appl. No. 13/175,342, mailed Jul. 25, 2012.

Official Action for U.S. Appl. No. 13/175,342, mailed Mar. 6, 2013 6 pages.

Notice of Allowance for U.S. Appl. No. 13/175,342, mailed Oct. 11, 2013 10 pages.

Notice of Allowance for U.S. Appl. No. 13/987,009, mailed Nov. 18, 2013 10 pages.

Notice of Allowance for U.S. Appl. No. 14/171,366, mailed May 15, 2014, 8 pages.

Official Action for U.S. Appl. No. 14/459,514, mailed Jan. 8, 2015 8 pages.

Notice of Allowance for U.S. Appl. No. 14/459,514, mailed Apr. 20, 2015 8 pages.

Official Action for U.S. Appl. No. 14/806,465, mailed Oct. 16, 2015 9 pages.

Notice of Allowance for U.S. Appl. No. 14/806,465, mailed Mar. 7, 2016 8 pages.

Official Action for Canada Patent Application No. 2,695,126, dated Oct. 7, 2016 4 pages.

Official Action with English Translation for Japan Patent Application No. 2016-000885, mailed Oct. 12, 2016 4 pages.

Notice of Allowance with English Translation for Korea Patent Application No. 10-2015-7016556, dated Oct. 10, 2016 7 pages.

Official Action with English Translation for Nicaragua Patent Application No. 2010-0001, dated Nov. 3, 2016 7 pages.

Notice of Allowance for Philippines Patent Application No. 1-2010-500060, mailed Sep. 21, 2016 2 pages.

(56)

**References Cited**

OTHER PUBLICATIONS

English Translation of Official Action for Indonesia Patent Application No. WO0201000054, dated Mar. 3, 2017 2 pages.

English Translation of Official Action for Japan Patent Application No. 2016-000885, mailed Mar. 29, 2017 3 pages.

Official Action with English Translation for Vietnam Patent Application No. 1-2009-02869, dated Mar 27, 2017 3 pages.

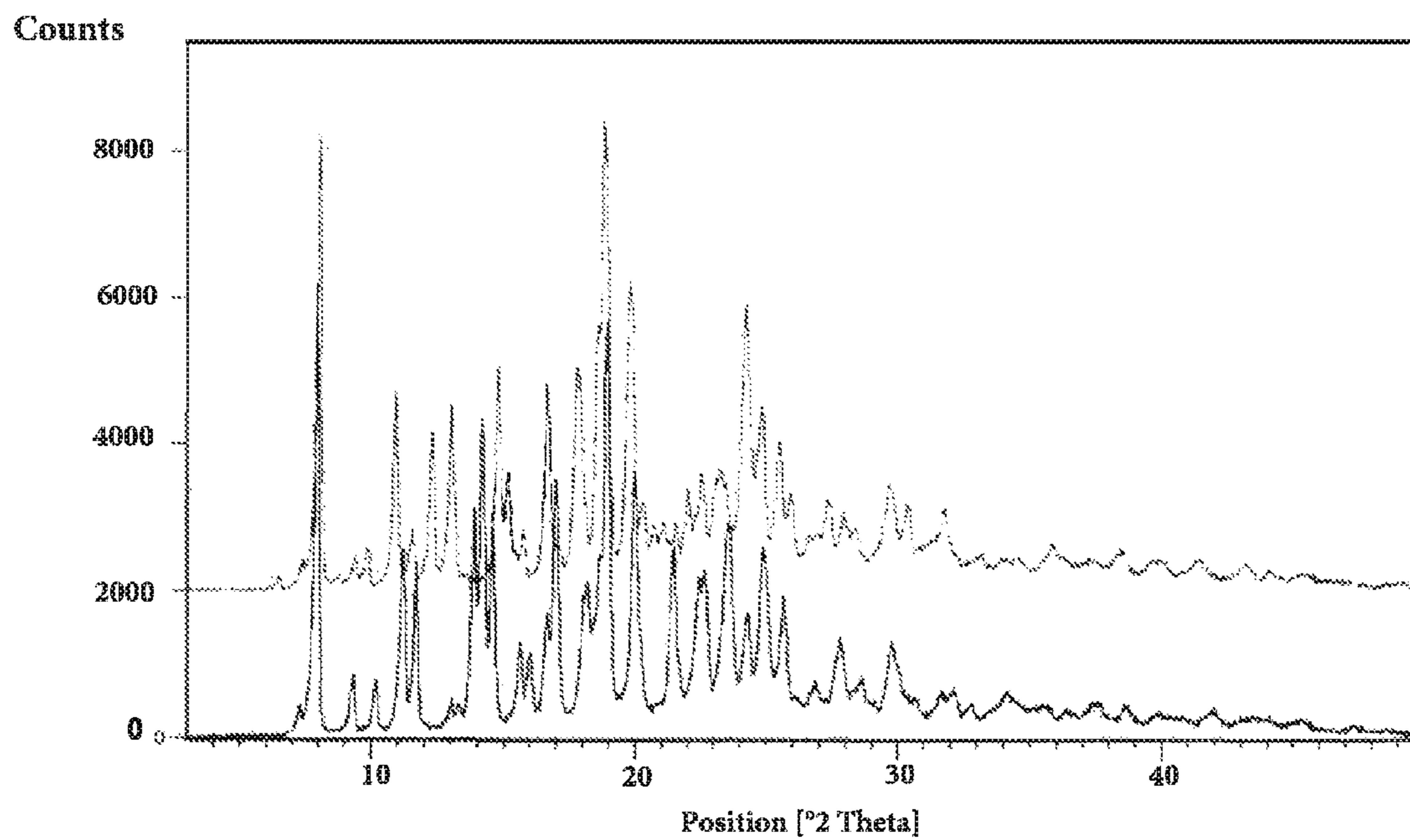
Official Action with English Translation for China Patent Application No. 20150520020.6, dated Feb. 23, 2017 17 pages.

Official Action for Ecuador Patent Application No. SP-10-9863, dated Feb. 13, 2017 4 pages.

English Summary of Official Action for Egypt Patent Application No. 22/2010, dated Jul. 25, 2016 2 pages.

Notice of Allowance with English Translation for Indonesia Patent Application No. WO0201000054, dated Jul. 10, 2017 4 pages.





Top line is Form  $\beta$  crystal  
Bottom line is Form  $\alpha$  crystal

FIGURE 1

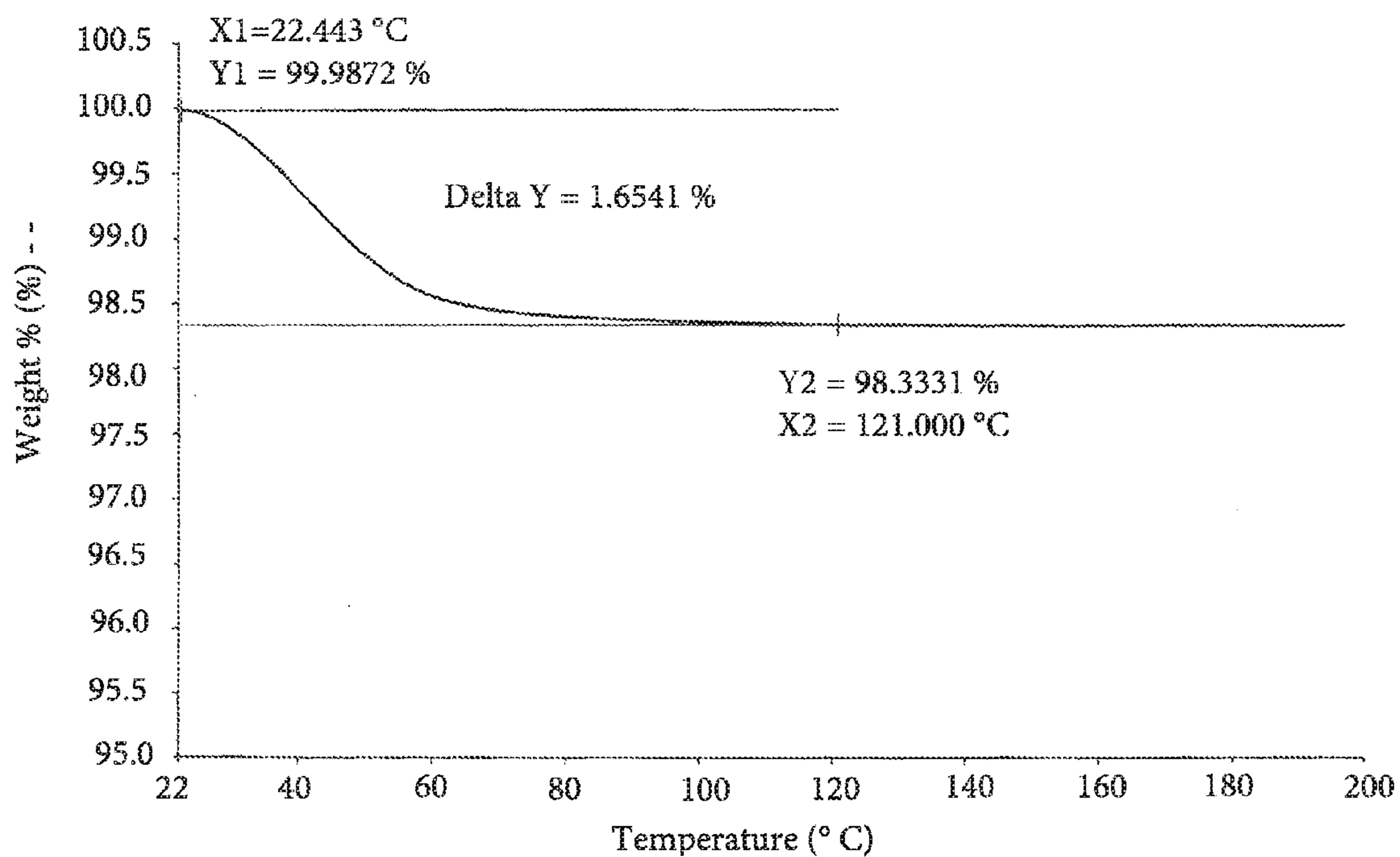


FIGURE 2

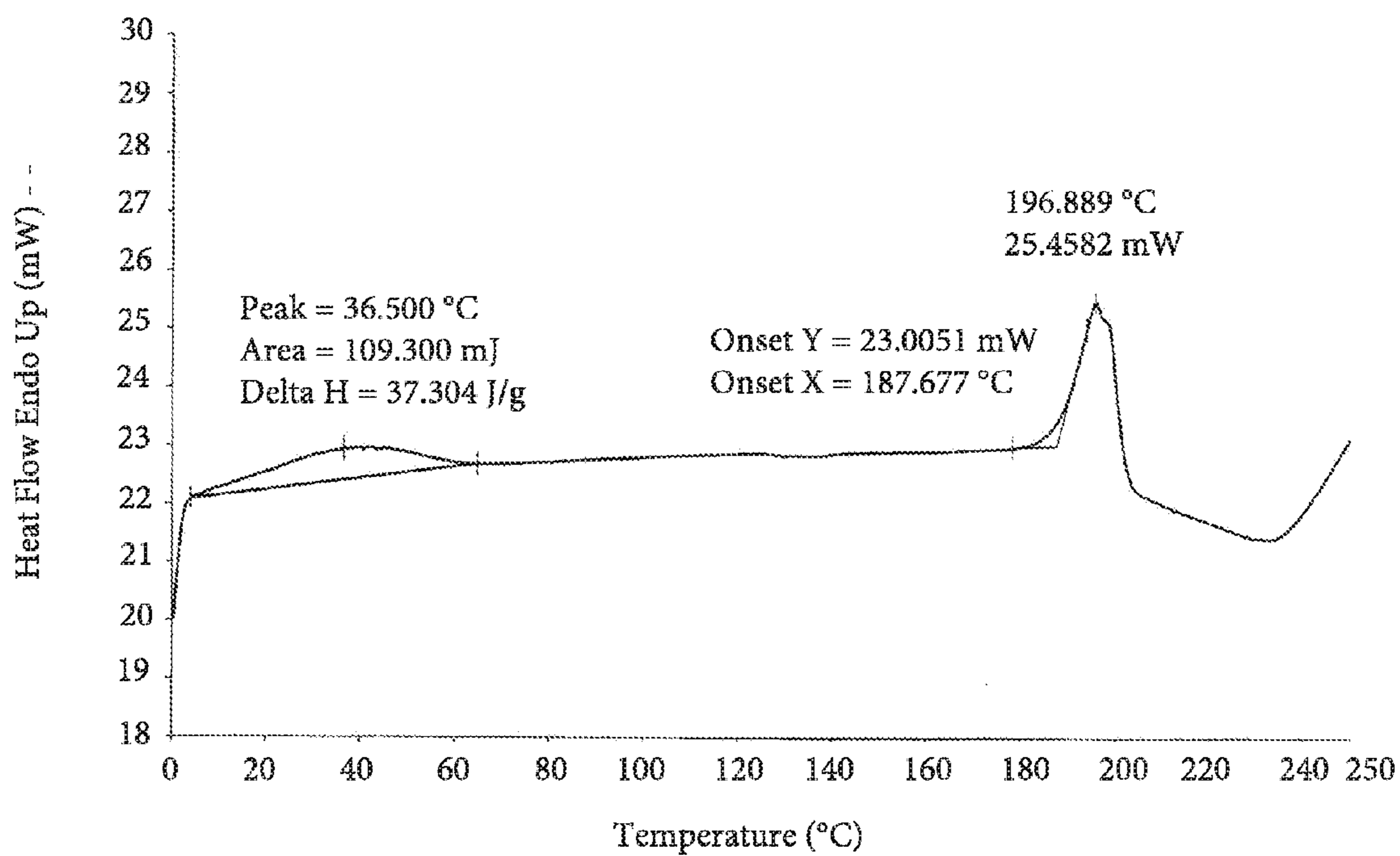


FIGURE 3

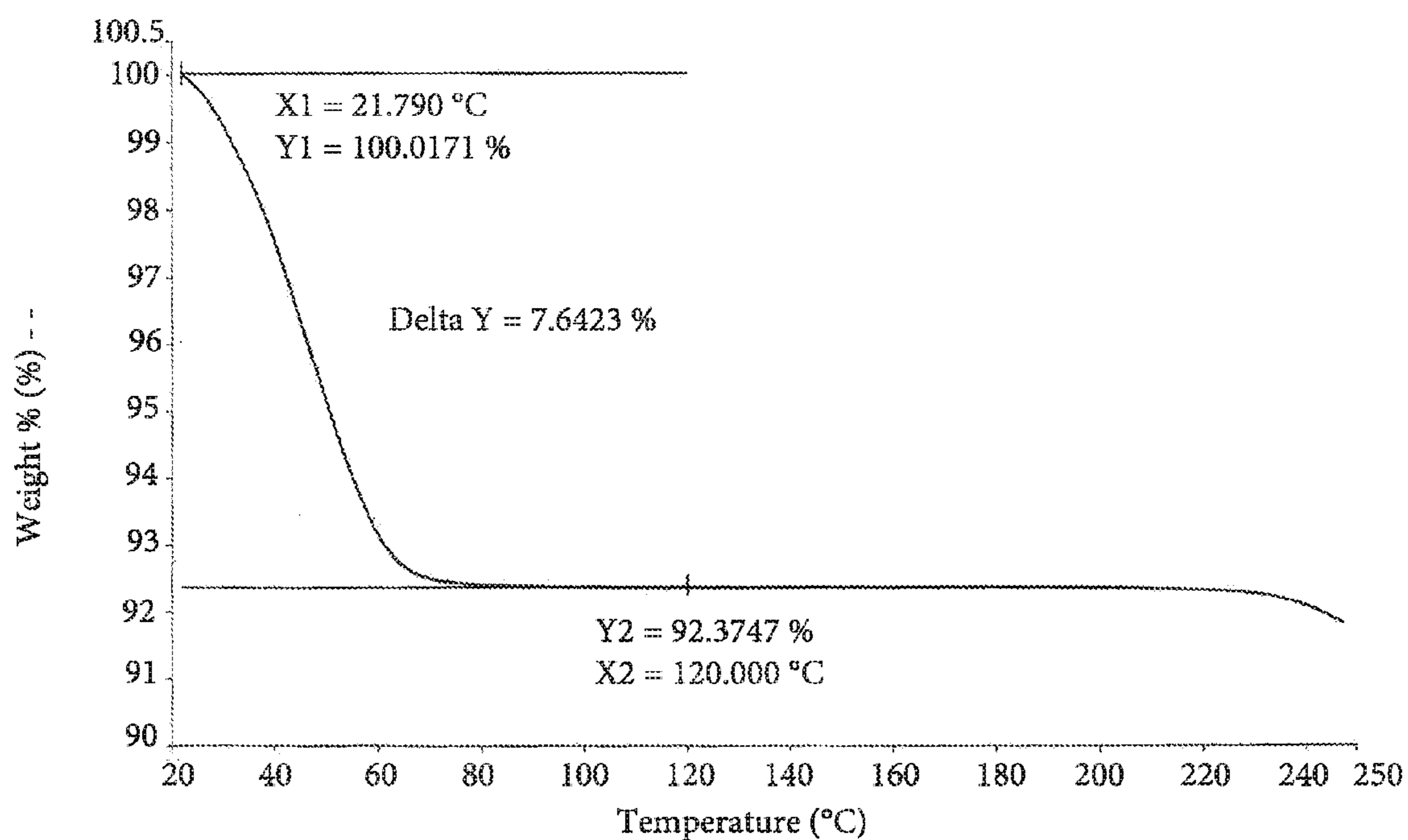


FIGURE 4

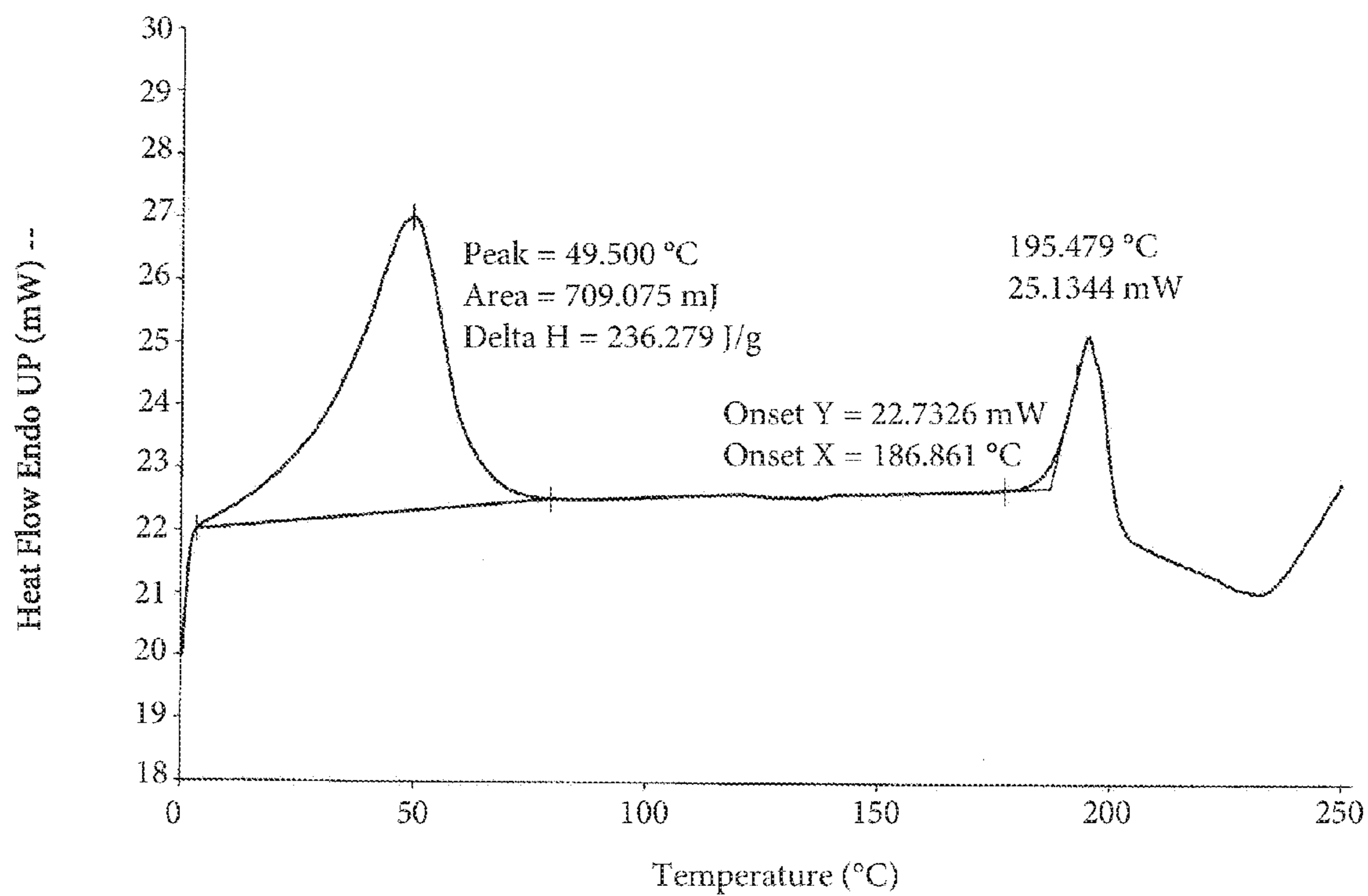


FIGURE 5



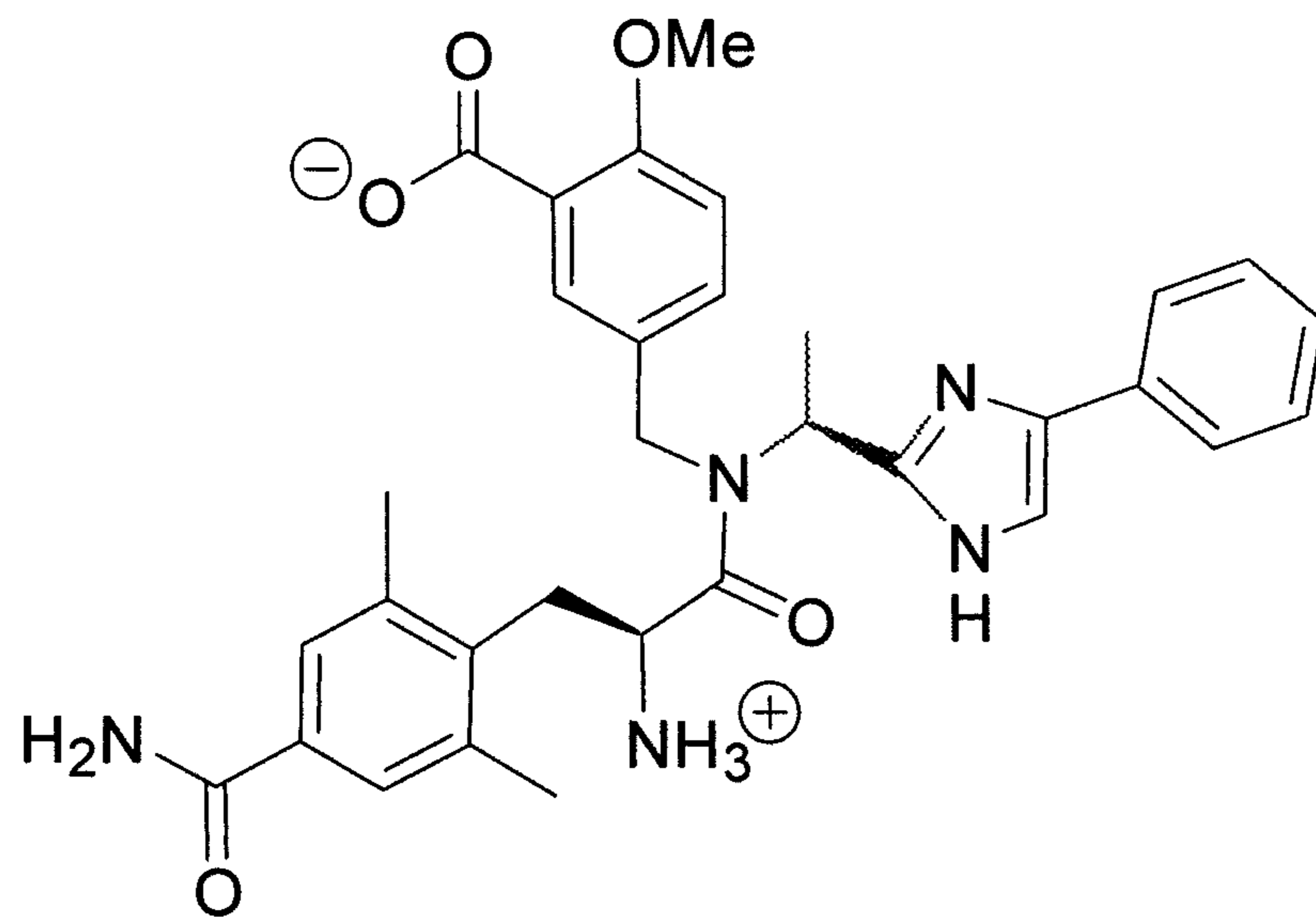


FIGURE 6

**CRYSTALS AND PROCESS OF MAKING  
5-({[2-AMINO-3-(4-CARBAMOYL-2,6-DIMETHYL-PHENYL)-PROPIONYL]-[1-(4-PHENYL-1H-IMIDAZOL-2-YL)-ETHYL]-AMINO}-METHYL)-2-METHOXY-BENZOIC ACID**

CROSS REFERENCE TO RELATED APPLICATION

This Application is a continuation of U.S. application Ser. No. 14/806,465, filed on Jul. 22, 2015; which is a continuation of U.S. application Ser. No. 14/459,514, filed on Aug. 14, 2014, which issued as U.S. Pat. No. 9,115,091 on Aug. 25, 2015; which is a continuation of U.S. application Ser. No. 14/171,366, filed on Feb. 3, 2014, which issued as U.S. Pat. No. 8,859,604 on Oct. 14, 2014; which is a continuation of U.S. application Ser. No. 13/987,009, filed on Jun. 24, 2013, which issued as U.S. Pat. No. 8,691,860 on Apr. 8, 2014; which is a divisional of U.S. application Ser. No. 13/175,342, filed on Jul. 1, 2011, which issued as U.S. Pat. No. 8,609,865 on Dec. 17, 2013; which is a divisional of U.S. application Ser. No. 12/168,331, filed on Jul. 7, 2008, which issued as U.S. Pat. No. 7,994,206 on Aug. 9, 2011; which claims the benefit of priority to U.S. Application No. 60/948,584, filed on Jul. 9, 2007; all of which are incorporated herein by reference in their entireties.

FIELD OF THE INVENTION

The present invention relates to novel crystals of 5-({[2-amino-3-(4-carbamoyl-2,6-dimethyl-phenyl)-propionyl]-[1-(4-phenyl-1h-imidazol-2-yl)-ethyl]-amino}-methyl)-2-methoxy-benzoic acid and methods of making the zwitterion of 5-({[2-amino-3-(4-carbamoyl-2,6-dimethyl-phenyl)-propionyl]-[1-(4-phenyl-1h-imidazol-2-yl)-ethyl]-amino}-methyl)-2-methoxy-benzoic acid.

BACKGROUND OF THE INVENTION

Delivering an API to a patient requires more than just identifying a molecule and its use. An API must be formulated for delivery to a patient and this formulation (in addition to the API activity) is evaluated by regulatory agencies such as the US Food and Drug Administration (FDA) and the European Medicines Agency (EMA). The FDA evaluates the formulation for, among other properties, delivery properties, stability, consistency, and manufacturing controls. An important factor in determining the properties of a particular formulation is the form of the API. APIs have been known to exist as amorphous forms, crystalline forms, polymorphs, hydrates and solvates. The forms for every API are different. While one particular API may be known to exist as a polymorph or a solvate, another API may be known to only exist in amorphous form. This form diversity is important because each different polymorph, solvate, hydrate or amorphous form may have different properties such as stability, solubility, and hygroscopicity.

Some forms of an API can be formulated into an FDA approvable formulation, while other forms lack the required properties to meet the high regulatory standards of the FDA. Even if a particular API can exist in more than one form suitable for formulation, different properties of an API form can affect the manufacturing process, shelf stability, route of administration, bioavailability and other important product characteristics. For example, the ability to improve or modulate stability or hygroscopicity can decrease manufacturing

costs by reducing the need for humidity controlled chambers or reducing the need to package an API in humidity resistant packaging. In addition these same changes can increase product shelf stability thereby improving product distribution possibilities and affecting cost. In another example, one form of an API may have greater bioavailability than another form. Choosing the higher bioavailability form allows for a lower drug dose to be administered to a patient.

Further, changes to the process of making an API can result in less processing steps, higher purity and lower cost. Such advantages are important to the pharmaceutical industry.

5-({[2-Amino-3-(4-carbamoyl-2,6-dimethyl-phenyl)-propionyl]-[1-(4-phenyl-1h-imidazol-2-yl)-ethyl]-amino}-methyl)-2-methoxy-benzoic acid is an opioid receptor modulator (mu receptor agonist and delta receptor antagonist) and may be useful for treating irritable bowel syndrome, pain or other opioid receptor disorders. 5-({[2-Amino-3-(4-carbamoyl-2,6-dimethyl-phenyl)-propionyl]-[1-(4-phenyl-1h-imidazol-2-yl)-ethyl]-amino}-methyl)-2-methoxy-benzoic acid and methods of making this molecule are disclosed in US application 2005/02033143. Example 9 of US application 2005/02033143 makes the hydrochloride salt of 5-({[2-amino-3-(4-carbamoyl-2,6-dimethyl-phenyl)-propionyl]-[1-(4-phenyl-1h-imidazol-2-yl)-ethyl]-amino}-methyl)-2-methoxy-benzoic acid. Applicants have discovered a process of making the zwitterion of 5-({[2-amino-3-(4-carbamoyl-2,6-dimethyl-phenyl)-propionyl]-[1-(4-phenyl-1h-imidazol-2-yl)-ethyl]-amino}-methyl)-2-methoxy-benzoic acid and two novel crystals of this zwitterion. In Applicant's hands, these novel crystals provide improved properties and can be purified at higher purity. Applicant's new process results in improved and less costly process manufacturing conditions than the procedure disclosed in US application 2005/02033143.

SUMMARY OF THE INVENTION

The present invention relates to a Form  $\alpha$  and a Form  $\beta$  crystal of 5-({[2-amino-3-(4-carbamoyl-2,6-dimethyl-phenyl)-propionyl]-[1-(4-phenyl-1h-imidazol-2-yl)-ethyl]-amino}-methyl)-2-methoxy-benzoic acid. The invention also provides for methods of making the zwitterion of 5-({[2-amino-3-(4-carbamoyl-2,6-dimethyl-phenyl)-propionyl]-[1-(4-phenyl-1h-imidazol-2-yl)-ethyl]-amino}-methyl)-2-methoxy-benzoic acid. The invention also provides pharmaceutical compositions comprising these novel crystals. Compositions and methods of the invention are useful in the treatment or prevention of a variety of diseases including, among others, irritable bowel syndrome.

BRIEF DESCRIPTION OF THE DRAWINGS

FIG. 1 illustrates powder X-ray diffraction (PXRD) measurements of a representative Form  $\alpha$  crystal.

FIG. 2 illustrates a thermal gravimetric analysis (TGA) measurement of a representative Form  $\alpha$  crystal.

FIG. 3 illustrates a differential scanning calorimetry (DSC) measurement of a representative Form  $\alpha$  crystal.

FIG. 4 illustrates a thermal gravimetric analysis (TGA) measurement of a representative Form  $\beta$  crystal.

FIG. 5 illustrates a differential scanning calorimetry (DSC) measurement of a representative Form  $\beta$  crystal.

FIG. 6 is the molecular structure of the zwitterion 5-({[2-amino-3-(4-carbamoyl-2,6-dimethyl-phenyl)-propionyl]-[1-(4-phenyl-1h-imidazol-2-yl)-ethyl]-amino}-methyl)-2-methoxy-benzoic acid.



## 3

## DETAILED DESCRIPTION

The present invention is directed to a novel Form  $\alpha$  crystal of 5-([2-amino-3-(4-carbamoyl-2,6-dimethyl-phenyl)-propionyl]-[1-(4-phenyl-1h-imidazol-2-yl)-ethyl]-amino)-methyl)-2-methoxy-benzoic acid useful for treating irritable bowel syndrome.

In a first embodiment, the present invention comprises a Form  $\alpha$  crystal of 5-([2-amino-3-(4-carbamoyl-2,6-dimethyl-phenyl)-propionyl]-[1-(4-phenyl-1h-imidazol-2-yl)-ethyl]-amino)-methyl)-2-methoxy-benzoic acid. In one aspect of this invention, a Form  $\alpha$  crystal is characterized by a powder X-ray diffraction pattern having powder X-ray diffraction peaks at about 14.0, 14.3, and 14.7 degrees 2-theta. In a further aspect of this invention, a Form  $\alpha$  crystal is characterized by a powder X-ray diffraction pattern having powder X-ray diffraction peaks at about 10.2, 11.3, 14.0, 14.3, and 14.7 degrees 2-theta. In a still further aspect of this invention, a Form  $\alpha$  crystal is characterized by a powder X-ray diffraction pattern having powder X-ray diffraction peaks at about 10.2, 11.3, 11.8, 14.0, 14.3, 14.7, 16.1, and 18.3 degrees 2-theta. In another aspect of this invention, a Form  $\alpha$  crystal is characterized by a powder X-ray diffraction pattern having powder X-ray diffraction peaks substantially as shown in Table 1. In another embodiment, a Form  $\alpha$  crystal is characterized by a powder X-ray diffraction pattern that is substantially similar to the powder X-ray diffraction pattern of FIG. 1. In a further aspect of this invention, a Form  $\alpha$  crystal is characterized by a thermal gravimetric analysis (TGA) substantially similar to the TGA in FIG. 2. In a further aspect of this invention, a Form  $\alpha$  crystal is characterized by a differential scanning calorimetry (DSC) measurement substantially similar to the DSC in FIG. 3. In one embodiment of this invention, a Form  $\alpha$  crystal is substantially pure.

In another embodiment, the present invention comprises a method of treating a mammal suffering from an opioid receptor disorder such as irritable bowel syndrome, comprising administering to said mammal an effective amount of a Form  $\alpha$  crystal of 5-([2-amino-3-(4-carbamoyl-2,6-dimethyl-phenyl)-propionyl]-[1-(4-phenyl-1h-imidazol-2-yl)-ethyl]-amino)-methyl)-2-methoxy-benzoic acid. In another embodiment, said mammal is a human.

TABLE 1

Position [ $^{\circ}$ 2 $\theta$ ]
8.0
9.4
10.2
11.3
11.8
14.0
14.3
14.7
15.7
16.1
16.7
17.1
18.1
18.3
18.7
19.1
20.1
21.5
22.5
22.7
23.7
24.4
25.0

## 4

TABLE 1-continued

Position [ $^{\circ}$ 2 $\theta$ ]
25.7
26.9
27.8
28.7
29.8

The present invention is also directed to a novel Form  $\beta$  crystal of 5-([2-amino-3-(4-carbamoyl-2,6-dimethyl-phenyl)-propionyl]-[1-(4-phenyl-1h-imidazol-2-yl)-ethyl]-amino)-methyl)-2-methoxy-benzoic acid which may be useful for treating irritable bowel syndrome, pain or other opioid receptor disorders.

In a first embodiment, the present invention comprises a Form  $\beta$  crystal of 5-([2-amino-3-(4-carbamoyl-2,6-dimethyl-phenyl)-propionyl]-[1-(4-phenyl-1h-imidazol-2-yl)-ethyl]-amino)-methyl)-2-methoxy-benzoic acid. In one aspect of this invention, a Form  $\beta$  crystal is characterized by a powder X-ray diffraction pattern having powder X-ray diffraction peaks at about 11.0, 12.4, and 15.2 degrees 2-theta. In a further aspect of this invention, a Form  $\beta$  crystal is characterized by a powder X-ray diffraction pattern having powder X-ray diffraction peaks at about 11.0, 12.4, 14.9, 15.2, and 22.1 degrees 2-theta. In a still further aspect of this invention, a Form  $\beta$  crystal is characterized by a powder X-ray diffraction pattern having powder X-ray diffraction peaks at about 11.0, 12.4, 14.9, 15.2, 22.1, 25.6, 27.4, and 30.4 degrees 2-theta. In another aspect of this invention, a Form  $\beta$  crystal is characterized by a powder X-ray diffraction pattern having powder X-ray diffraction peaks substantially as shown in Table 2. In another embodiment, a Form  $\beta$  crystal is characterized by a powder X-ray diffraction pattern that is substantially similar to the powder X-ray diffraction pattern of FIG. 1. In a further aspect of this invention, a Form  $\beta$  crystal is characterized by a thermal gravimetric analysis (TGA) substantially similar to the TGA in FIG. 4. In a further aspect of this invention, a Form  $\beta$  crystal is characterized by a differential scanning calorimetry (DSC) measurement substantially similar to the DSC in FIG. 5. In one embodiment of this invention, a Form  $\beta$  crystal is substantially pure.

In another embodiment, the present invention comprises a method of treating a mammal suffering from an opioid receptor disorder such as irritable bowel syndrome, comprising administering to said mammal an effective amount of a Form  $\beta$  crystal of 5-([2-amino-3-(4-carbamoyl-2,6-dimethyl-phenyl)-propionyl]-[1-(4-phenyl-1h-imidazol-2-yl)-ethyl]-amino)-methyl)-2-methoxy-benzoic acid. In another embodiment, said mammal is a human.

TABLE 2

Position [ $^{\circ}$ 2 $\theta$ ]
8.1
11.0
11.6
12.4
13.1
14.9
15.2
15.5
15.8
16.8
17.1
17.9
18.7



TABLE 2-continued

Position [ $^{\circ}2\theta$ ]
19.0
19.9
20.4
20.8
21.2
21.6
22.1
22.6
23.3
23.5
24.3
24.9
25.6
26.0
26.7
27.0
27.4
27.5
28.0
28.5
29.8
30.4
31.8
38.6

Pharmaceutical dosage forms of crystals of 5-({[2-amino-3-(4-carbamoyl-2,6-dimethyl-phenyl)-propionyl]-[1-(4-phenyl-1h-imidazol-2-yl)-ethyl]-amino}-methyl)-2-methoxy-benzoic acid can be administered in several ways including, but not limited to, oral administration. Oral pharmaceutical compositions and dosage forms are exemplary dosage forms. Optionally, the oral dosage form is a solid dosage form, such as a tablet, a caplet, a hard gelatin capsule, a starch capsule, a hydroxypropyl methylcellulose (HPMC) capsule, or a soft elastic gelatin capsule. Liquid dosage forms may also be provided by the present invention, including such non-limiting examples as a suspension, a solution, syrup, or an emulsion. In another embodiment, the present invention includes the preparation of a medicament comprising a crystal of 5-({[2-amino-3-(4-carbamoyl-2,6-dimethyl-phenyl)-propionyl]-[1-(4-phenyl-1h-imidazol-2-yl)-ethyl]-amino}-methyl)-2-methoxy-benzoic acid. A Form  $\beta$  crystal of 5-({[2-amino-3-(4-carbamoyl-2,6-dimethyl-phenyl)-propionyl]-[1-(4-phenyl-1h-imidazol-2-yl)-ethyl]-amino}-methyl)-2-methoxy-benzoic acid can be administered by controlled- or delayed-release means.

Like the amounts and types of excipients, the amounts and specific type of active ingredient in a dosage form may differ depending on factors such as, but not limited to, the route by which it is to be administered to mammals. However, typical dosage forms of the invention comprise a Form  $\beta$  crystal of 5-({[2-amino-3-(4-carbamoyl-2,6-dimethyl-phenyl)-propionyl]-[1-(4-phenyl-1h-imidazol-2-yl)-ethyl]-amino}-methyl)-2-methoxy-benzoic acid, in an amount of from about 0.10 mg to about 1.00 g, from about 0.2 mg to about 500.0 mg, or from about 1.0 mg to about 250.0 mg. Non-limiting examples include 0.2 mg, 0.50 mg, 0.75 mg, 1.0 mg, 1.2 mg, 1.5 mg, 2.0 mg, 3.0 mg, 5.0 mg, 7.0 mg, 10.0 mg, 25.0 mg, 50.0 mg, 100.0 mg, 250.0 mg, and 500.0 mg dosages. The dosages, however, may be varied depending upon the requirement of the patients, the severity of the condition being treated and the compound being employed. The use of either daily administration or post-periodic dosing may be employed.

The crystals of 5-({[2-amino-3-(4-carbamoyl-2,6-dimethyl-phenyl)-propionyl]-[1-(4-phenyl-1h-imidazol-2-yl)-ethyl]-amino}-methyl)-2-methoxy-benzoic acid of the pres-

ent invention may also be used to prepare pharmaceutical dosage forms other than the oral dosage forms described above, such as topical dosage forms, parenteral dosage forms, transdermal dosage forms, and mucosal dosage forms. For example, such forms include creams, lotions, solutions, suspensions, emulsions, ointments, powders, patches, suppositories, and the like.

The crystals of 5-({[2-amino-3-(4-carbamoyl-2,6-dimethyl-phenyl)-propionyl]-[1-(4-phenyl-1h-imidazol-2-yl)-ethyl]-amino}-methyl)-2-methoxy-benzoic acid of the present invention can be characterized by the TGA or DSC data, or by any one, any two, any three, any four, any five, any six, any seven, any eight, any nine, or any ten PXRD 2-theta angle peaks, or by any combination of the data acquired from the analytical techniques described above which distinctly identify the particular crystal.

The present invention is also directed to a method of isolating and preparing the zwitterion of 5-({[2-amino-3-(4-carbamoyl-2,6-dimethyl-phenyl)-propionyl]-[1-(4-phenyl-1h-imidazol-2-yl)-ethyl]-amino}-methyl)-2-methoxy-benzoic acid. In one embodiment, a method of preparing the zwitterion of 5-({[2-amino-3-(4-carbamoyl-2,6-dimethyl-phenyl)-propionyl]-[1-(4-phenyl-1h-imidazol-2-yl)-ethyl]-amino}-methyl)-2-methoxy-benzoic acid comprises the steps of: combining a strong ionizable acid with 5-({[2-tert-butoxycarbonylamino-3-(4-carbamoyl-2,6-dimethyl-phenyl)-propionyl]-[1-(4-phenyl-1h-imidazol-2-yl)-ethyl]-amino}-methyl)-2-methoxy-benzoic acid to prepare a salt of 5-({[2-amino-3-(4-carbamoyl-2,6-dimethyl-phenyl)-propionyl]-[1-(4-phenyl-1h-imidazol-2-yl)-ethyl]-amino}-methyl)-2-methoxy-benzoic acid; and washing said salt of 5-({[2-amino-3-(4-carbamoyl-2,6-dimethyl-phenyl)-propionyl]-[1-(4-phenyl-1h-imidazol-2-yl)-ethyl]-amino}-methyl)-2-methoxy-benzoic acid an inorganic base to obtain the zwitterion of 5-({[2-amino-3-(4-carbamoyl-2,6-dimethyl-phenyl)-propionyl]-[1-(4-phenyl-1h-imidazol-2-yl)-ethyl]-amino}-methyl)-2-methoxy-benzoic acid. In another embodiment, the invention further comprises the step of washing said zwitterion of 5-({[2-amino-3-(4-carbamoyl-2,6-dimethyl-phenyl)-propionyl]-[1-(4-phenyl-1h-imidazol-2-yl)-ethyl]-amino}-methyl)-2-methoxy-benzoic acid with water. In one aspect of the invention the inorganic base is selected from sodium hydroxide, potassium hydroxide, sodium carbonate, sodium acetate, sodium phosphate. In another aspect of the invention the inorganic base is sodium hydroxide. In a further aspect of the invention, the ionizable acid is selected from hydrochloric acid, trifluoroacetic acid sulphuric acid, formic acid, and phosphoric acid. In another aspect of the invention, said ionizable acid is hydrochloric acid.

In one embodiment, a method of preparing the zwitterion of 5-({[2-amino-3-(4-carbamoyl-2,6-dimethyl-phenyl)-propionyl]-[1-(4-phenyl-1h-imidazol-2-yl)-ethyl]-amino}-methyl)-2-methoxy-benzoic acid comprises the steps of: combining hydrochloric acid with 5-({[2-tert-butoxycarbonylamino-3-(4-carbamoyl-2,6-dimethyl-phenyl)-propionyl]-[1-(4-phenyl-1h-imidazol-2-yl)-ethyl]-amino}-methyl)-2-methoxy-benzoic acid to prepare the hydrochloride salt of 5-({[2-amino-3-(4-carbamoyl-2,6-dimethyl-phenyl)-propionyl]-[1-(4-phenyl-1h-imidazol-2-yl)-ethyl]-amino}-methyl)-2-methoxy-benzoic acid; washing said salt of 5-({[2-amino-3-(4-carbamoyl-2,6-dimethyl-phenyl)-propionyl]-[1-(4-phenyl-1h-imidazol-2-yl)-ethyl]-amino}-methyl)-2-methoxy-benzoic acid with sodium hydroxide; and washing said zwitterion of 5-({[2-amino-3-



(4-carbamoyl-2,6-dimethyl-phenyl)-propionyl]-[1-(4-phenyl-1h-imidazol-2-yl)-ethyl]-amino}-methyl)-2-methoxy-benzoic acid with water.

In another embodiment, the invention comprises subjecting the zwitterion of 5-([2-amino-3-(4-carbamoyl-2,6-dimethyl-phenyl)-propionyl]-[1-(4-phenyl-1h-imidazol-2-yl)-ethyl]-amino}-methyl)-2-methoxy-benzoic acid resulting from a process of this invention to recrystallization. In a further embodiment, such recrystallization is done at a relative humidity of between 0-40%. In a still further embodiment, such recrystallization is done at a relative humidity of greater than 60%.

In one embodiment, the invention comprises crystalline zwitterion of 5-([2-amino-3-(4-carbamoyl-2,6-dimethyl-phenyl)-propionyl]-[1-(4-phenyl-1h-imidazol-2-yl)-ethyl]-amino}-methyl)-2-methoxy-benzoic acid prepared by the process of this invention. In a further embodiment, the crystalline zwitterion made by a process of this invention is a Form  $\alpha$  crystal. In a still further embodiment, the crystalline zwitterion made by a process of this invention is a Form  $\beta$  crystal.

In one embodiment, a crystal of this invention has improved stability.

Although the invention has been described with respect to various embodiments, it should be realized this invention is also capable of a wide variety of further and other embodiments within the spirit and scope of the appended claims.

The crystals of the present invention were analyzed using the following methods.

#### Differential Scanning Calorimetry

Both crystals were analyzed using the Perkin-Elmer DSC-7 from ca. 25° C. to 250° C. at a heating rate of 10° C./min.

#### Powder X-Ray Diffraction

Analysis was performed using a Philips X'Pert Pro MPD diffractometer. Each sample was backloaded and analyzed in a 16 mm sample holder. Using the X-Celerator detector, each sample was scanned from 3 to 50 °2 $\theta$  at a step size of 0.0165 °2 $\theta$  and a time per step of 10.16 seconds. The effective scan speed was 0.2067°/s. Instrument voltage and current settings of 45 kV and 40 mA were employed.

The relative intensity of peaks in a diffractogram is not necessarily a limitation of the PXRD pattern because peak intensity can vary from sample to sample, e.g., due to crystalline impurities. Further, the angles of each peak can vary by about +/-0.1 degrees, or by about +/-0.05. The entire pattern or most of the pattern peaks may also shift by about +/-0.1 degrees to about +/-0.2 degrees due to differences in calibration, settings, and other variations from instrument to instrument and from operator to operator. All reported PXRD peaks in the Figures, Examples, and elsewhere herein are reported with an error of about  $\pm 0.2$  degrees 2-theta. Unless otherwise noted, all diffractograms are obtained at about room temperature (about 24 degrees C. to about 25 degrees C.).

#### Thermal Gravimetric Analysis

Both crystals were analyzed using the Perkin-Elmer TGA-7 from ca. 25° C. to either 200 or 250° C. at a heating rate of 10° C./min.

The following specific examples illustrate the present invention in more detail. They are, however, not intended to limit its scope in any manner.

#### EXAMPLES

Example 1: Preparation of the Zwitterion of 5-([2-Amino-3-(4-carbamoyl-2,6-dimethyl-phenyl)-propionyl]-[1-(4-phenyl-1H-imidazol-2-yl)-ethyl]-amino}-methyl)-2-methoxy-benzoic acid

A 1 L three-necked round-bottomed flask equipped with a mechanical stirrer, addition funnel and a thermocouple was charged without agitation. 34.2 g of 5-([2-tert-butoxycarbonylamino-3-(4-carbamoyl-2,6-dimethyl-phenyl)-propionyl]-[1-(4-phenyl-1H-imidazol-2-yl)-ethyl]-amino}-methyl)-2-methoxy-benzoic acid (see Example 9 of US 2005/0203143), 340 ml of acetone, and 17 ml of 204 mmolar concentrated HCl were combined in the flask. The stirring was started and the resulting slurry formed a clear solution. This solution was heated to 45° C. under vigorous stirring and aged at this temperature for a period of two hours. After the completion, the reaction mass was cooled to ambient temperature and the supernatant was removed by suction. The vessel along with the residue was rinsed with 20 ml of acetone and then removed as previously. 170 ml of water was added and the reaction mass and was aged under stirring until a homogeneous solution resulted. This solution was then added over a period of ~1/2 hr to a solution of 90 ml of 1N NaOH and water. The pH was adjusted to 6.5-7.0 accordingly. The resulting slurry was aged for about 2 hrs at ambient temperature, cooled to 10-15° C., aged at that temperature for about 1 hr, and then filtered. The solid was washed with 10 ml water, air-dried for a period of 4 to 5 hrs, and then placed in a vacuum oven at 50-55° C. until the water content was less than 3%.

Example 2: Preparation of the Form  $\alpha$  Crystal

The Form  $\alpha$  crystal can be prepared by storing the zwitterion of 5-([2-amino-3-(4-carbamoyl-2,6-dimethyl-phenyl)-propionyl]-[1-(4-phenyl-1H-imidazol-2-yl)-ethyl]-amino}-methyl)-2-methoxy-benzoic acid at 0-25% relative humidity for 3 days. Representative PXRD, TGA, and DSC data are shown in FIGS. 1-3 respectively.

Example 3: Preparation of the Form  $\beta$  Crystal

The Form  $\beta$  crystal can be prepared by storing the zwitterion of 5-([2-amino-3-(4-carbamoyl-2,6-dimethyl-phenyl)-propionyl]-[1-(4-phenyl-1H-imidazol-2-yl)-ethyl]-amino}-methyl)-2-methoxy-benzoic acid at greater than 60% relative humidity for 3 days. Representative PXRD, TGA, and DSC data are shown in FIGS. 1, 4, and 5 respectively.

What is claimed:

1. A pharmaceutical composition comprising a Form  $\alpha$  crystal of 5-([2-amino-3-(4-carbamoyl-2,6-dimethyl-phenyl)-propionyl]-[1-(4-phenyl-1H-imidazol-2-yl)-ethyl]-amino}-methyl)-2-methoxy-benzoic acid, wherein the Form  $\alpha$  crystal is characterized by a powder X-ray diffraction pattern having any three or more powder X-ray diffraction peaks selected from the group consisting of powder X-ray diffraction peaks at about 10.2 $\pm$ 0.3, 11.3 $\pm$ 0.3, 11.8 $\pm$ 0.3, 14.0 $\pm$ 0.3, 14.3 $\pm$ 0.3, 14.7 $\pm$ 0.3, 16.1 $\pm$ 0.3, and 18.3 $\pm$ 0.3 degrees 2-theta.



2. The pharmaceutical composition of claim 1, wherein the Form  $\alpha$  crystal is characterized by a powder X-ray diffraction pattern having any three or more powder X-ray diffraction peaks selected from the group consisting of powder X-ray diffraction peaks at about  $10.2\pm 0.25$ ,  $11.3\pm 0.25$ ,  $11.8\pm 0.25$ ,  $14.0\pm 0.25$ ,  $14.3\pm 0.25$ ,  $14.7\pm 0.25$ ,  $16.1\pm 0.25$ , and  $18.3\pm 0.25$  degrees 2-theta.

3. The pharmaceutical composition of claim 1, wherein the Form  $\alpha$  crystal is characterized by a powder X-ray diffraction pattern having any three or more powder X-ray diffraction peaks selected from the group consisting of powder X-ray diffraction peaks at about  $10.2\pm 0.2$ ,  $11.3\pm 0.2$ ,  $11.8\pm 0.2$ ,  $14.0\pm 0.2$ ,  $14.3\pm 0.2$ ,  $14.7\pm 0.2$ ,  $16.1\pm 0.2$ , and  $18.3\pm 0.2$  degrees 2-theta.

4. The pharmaceutical composition of claim 1, wherein the Form  $\alpha$  crystal is characterized by a powder X-ray diffraction pattern having powder X-ray diffraction peaks at about  $14.0\pm 0.2$ ,  $14.3\pm 0.2$ ,  $14.7\pm 0.2$  degrees 2-theta.

5. The pharmaceutical composition of claim 1, wherein the Form  $\alpha$  crystal is characterized by a powder X-ray diffraction pattern having powder X-ray diffraction peaks at about  $10.2\pm 0.2$ ,  $11.3\pm 0.2$ ,  $14.0\pm 0.2$ ,  $14.3\pm 0.2$ , and  $14.7\pm 0.2$  degrees 2-theta.

6. The pharmaceutical composition of claim 1, wherein the Form  $\alpha$  crystal is characterized by a powder X-ray diffraction pattern having powder X-ray diffraction peaks at about  $10.2\pm 0.2$ ,  $11.3\pm 0.2$ ,  $11.8\pm 0.2$ ,  $14.0\pm 0.2$ ,  $14.3\pm 0.2$ ,  $14.7\pm 0.2$ ,  $16.1\pm 0.2$ , and  $18.3\pm 0.2$  degrees 2-theta.

7. The pharmaceutical composition of claim 1, wherein the Form  $\alpha$  crystal is characterized by a powder X-ray diffraction pattern having powder X-ray diffraction peaks substantially as shown in Table 1.

8. The pharmaceutical composition of claim 1, wherein the Form  $\alpha$  crystal is characterized by a powder X-ray diffraction pattern having powder X-ray diffraction peaks substantially similar to the powder X ray diffraction peaks of FIG. 1.

9. The pharmaceutical composition of claim 1, wherein the Form  $\alpha$  crystal is characterized by a thermal gravimetric analysis (TGA) substantially similar to the TGA in FIG. 2.

10. The pharmaceutical composition of claim 1, wherein the Form  $\alpha$  crystal is characterized by a differential scanning calorimetry (DSC) measurement substantially similar to the DSC in FIG. 3.

11. The pharmaceutical composition of claim 1, in a dosage form suitable for oral administration.

12. The pharmaceutical composition of claim 11, wherein the dosage form is a solid.

13. The pharmaceutical composition of claim 11, wherein the dosage form is selected from the group consisting of a tablet, a caplet, a hard gelatin capsule, a starch capsule, a hydroxypropyl methylcellulose (HPMC) capsule, and a soft elastic gelatin capsule.

14. The pharmaceutical composition of claim 11, wherein the dosage form as administered is a liquid.

15. The pharmaceutical composition of claim 11, wherein the dosage form as administered is selected from the group consisting of a suspension, a solution, a syrup, and an emulsion.

16. The pharmaceutical composition of claim 11, wherein the dosage form is a tablet.

17. A method of treating an opioid receptor disorder in a mammal comprising administering to the mammal an effective amount of the pharmaceutical composition of claim 1.

18. The method of claim 17, wherein the opioid receptor disorder is selected from the group consisting of irritable bowel syndrome, pain and a combination of both.

19. The method of claim 17, wherein the opioid receptor disorder is irritable bowel syndrome.

20. The method of claim 17, wherein the opioid receptor disorder is pain.

21. A pharmaceutical composition comprising a Form  $\beta$  crystal of 5-([2-amino-3-(4-carbamoyl-2,6-dimethyl-phenyl)-propionyl]-[1-(4-phenyl-1H-imidazol-2-yl)-ethyl]-amino)-methyl)-2-methoxy-benzoic acid, wherein the Form  $\beta$  crystal is characterized by a powder X-ray diffraction pattern having any three or more powder X-ray diffraction peaks selected from the group consisting of powder X-ray diffraction peaks at about  $11.0\pm 0.3$ ,  $12.4\pm 0.3$ ,  $14.9\pm 0.3$ ,  $15.2\pm 0.3$ ,  $22.1\pm 0.3$ ,  $25.6\pm 0.3$ ,  $27.4\pm 0.3$ , and  $30.4\pm 0.3$  degrees 2-theta.

22. The pharmaceutical composition of claim 21, wherein the Form  $\beta$  crystal is characterized by a powder X-ray diffraction pattern having any three or more powder X-ray diffraction peaks selected from the group consisting of powder X-ray diffraction peaks at about  $11.0\pm 0.25$ ,  $12.4\pm 0.25$ ,  $14.9\pm 0.25$ ,  $15.2\pm 0.25$ ,  $22.1\pm 0.25$ ,  $25.6\pm 0.25$ ,  $27.4\pm 0.25$ , and  $30.4\pm 0.25$  degrees 2-theta.

23. The pharmaceutical composition of claim 21, wherein the Form  $\beta$  crystal is characterized by a powder X-ray diffraction pattern having any three or more powder X-ray diffraction peaks selected from the group consisting of powder X-ray diffraction peaks at about  $11.0\pm 0.2$ ,  $12.4\pm 0.2$ ,  $14.9\pm 0.2$ ,  $15.2\pm 0.2$ ,  $22.1\pm 0.2$ ,  $25.6\pm 0.2$ ,  $27.4\pm 0.2$ , and  $30.4\pm 0.2$  degrees 2-theta.

24. The pharmaceutical composition of claim 21, wherein the Form  $\beta$  crystal is characterized by a powder X-ray diffraction pattern having powder X-ray diffraction peaks at about  $11.0\pm 0.2$ ,  $12.4\pm 0.2$ , and  $15.2\pm 0.2$  degrees 2-theta.

25. The pharmaceutical composition of claim 21, wherein the Form  $\beta$  crystal is characterized by a powder X-ray diffraction pattern having powder X-ray diffraction peaks at about  $11.0\pm 0.2$ ,  $12.4\pm 0.2$ ,  $14.9\pm 0.2$ ,  $15.2\pm 0.2$ , and  $22.1\pm 0.2$ , degrees 2-theta.

26. The pharmaceutical composition of claim 21, wherein the Form  $\beta$  crystal is characterized by a powder X-ray diffraction pattern having powder X-ray diffraction peaks at about  $11.0\pm 0.2$ ,  $12.4\pm 0.2$ ,  $14.9\pm 0.2$ ,  $15.2\pm 0.2$ ,  $22.1\pm 0.2$ ,  $25.6\pm 0.2$ ,  $27.4\pm 0.2$ , and  $30.4\pm 0.2$  degrees 2-theta.

27. The pharmaceutical composition of claim 21, wherein the Form  $\beta$  crystal is characterized by a powder X-ray diffraction pattern having powder X-ray diffraction peaks substantially as shown in Table 2.

28. The pharmaceutical composition of claim 21, wherein the Form  $\beta$  crystal is characterized by a powder X-ray diffraction pattern having powder X-ray diffraction peaks substantially similar to the powder X ray diffraction peaks of FIG. 1.

29. The pharmaceutical composition of claim 21, wherein the Form  $\beta$  crystal is characterized by a thermal gravimetric analysis (TGA) substantially similar to the TGA in FIG. 4.

30. The pharmaceutical composition of claim 21, wherein the Form  $\beta$  crystal is characterized by a differential scanning calorimetry (DSC) measurement substantially similar to the DSC in FIG. 5.

31. The pharmaceutical composition of claim 21, in a dosage form suitable for oral administration.

32. The pharmaceutical composition of claim 31, wherein the dosage form is a solid.

33. The pharmaceutical composition of claim 31, wherein the dosage form is selected from the group consisting of a tablet, a caplet, a hard gelatin capsule, a starch capsule, a hydroxypropyl methylcellulose (HPMC) capsule, and a soft elastic gelatin capsule.

34. The pharmaceutical composition of claim 31, wherein the dosage form as administered is a liquid.

35. The pharmaceutical composition of claim 31, wherein the dosage form as administered is selected from the group consisting of a suspension, a solution, a syrup, and an emulsion. 5

36. The pharmaceutical composition of claim 31, wherein the dosage form is a tablet.

37. A method of treating an opioid receptor disorder in a mammal comprising administering to the mammal an effective amount of the pharmaceutical composition of claim 21. 10

38. The method of claim 37, wherein the opioid receptor disorder is selected from the group consisting of irritable bowel syndrome, pain and a combination of both.

39. The method of claim 37, wherein the opioid receptor disorder is irritable bowel syndrome. 15

40. The method of claim 37, wherein the opioid receptor disorder is pain.

\* \* \* \* \*