



US00D799587S

(12) **United States Design Patent**
Thixton

(10) **Patent No.:** **US D799,587 S**

(45) **Date of Patent:** **** Oct. 10, 2017**

(54) **SET OF EYEGLASS COMPONENTS**

(71) Applicant: **Oakley, Inc.**, Foothill Ranch, CA (US)

(72) Inventor: **Lek Haagen Thixton**, Eastsound, WA (US)

(73) Assignee: **Oakley, Inc.**, Foothill Ranch, CA (US)

(**) Term: **15 Years**

(21) Appl. No.: **29/580,104**

(22) Filed: **Oct. 5, 2016**

D334,389 S	3/1993	Bolle
D335,887 S	5/1993	Jannard
5,208,614 A	5/1993	Jannard
D342,959 S	1/1994	Jannard et al.
D350,145 S	8/1994	Yamamoto
D358,828 S	5/1995	Jannard et al.
D359,971 S	7/1995	Jannard
D365,357 S	12/1995	Jannard et al.
D374,448 S	10/1996	Yee et al.
D376,163 S	12/1996	Jannard et al.
D384,362 S	9/1997	Yee
D397,132 S	8/1998	Yee
D401,607 S	11/1998	Miniutti
D426,254 S	6/2000	Nishimura

(Continued)

Related U.S. Application Data

(63) Continuation of application No. 29/543,973, filed on Oct. 29, 2015, now Pat. No. Des. 774,590.

(51) **LOC (10) Cl.** **16-06**

(52) **U.S. Cl.**
USPC **D16/335**

(58) **Field of Classification Search**
USPC D16/101, 300-342, 900; D29/109-110; D21/483, 659-661; D14/372; 351/41, 351/44, 45-48, 51-52, 62, 158, 92, 351/103-123, 140-153, 63, 59; 2/13, 15, 2/426-432, 447-449, 441, 434-437
CPC G02C 2200/08; G02C 1/06; G02C 5/14; G02C 11/02; G02C 11/04; G02C 5/16; G02C 2200/22; G02C 5/146; G02C 5/2254; G02C 5/008; G01C 5/16; A61M 2021/0044; A63B 33/002
See application file for complete search history.

(56) **References Cited**

U.S. PATENT DOCUMENTS

2,288,423 A	6/1942	Root
3,066,573 A	12/1962	Moeller
3,565,517 A	2/1971	Gitlin et al.
D323,333 S	1/1992	Jannard et al.

OTHER PUBLICATIONS

U.S. Appl. No. 29/543,951, filed Oct. 29, 2015, Uhm.
(Continued)

Primary Examiner — Eric Goodman
Assistant Examiner — Sanjeev Paul
(74) *Attorney, Agent, or Firm* — Knobbe Martens Olson & Bear, LLP

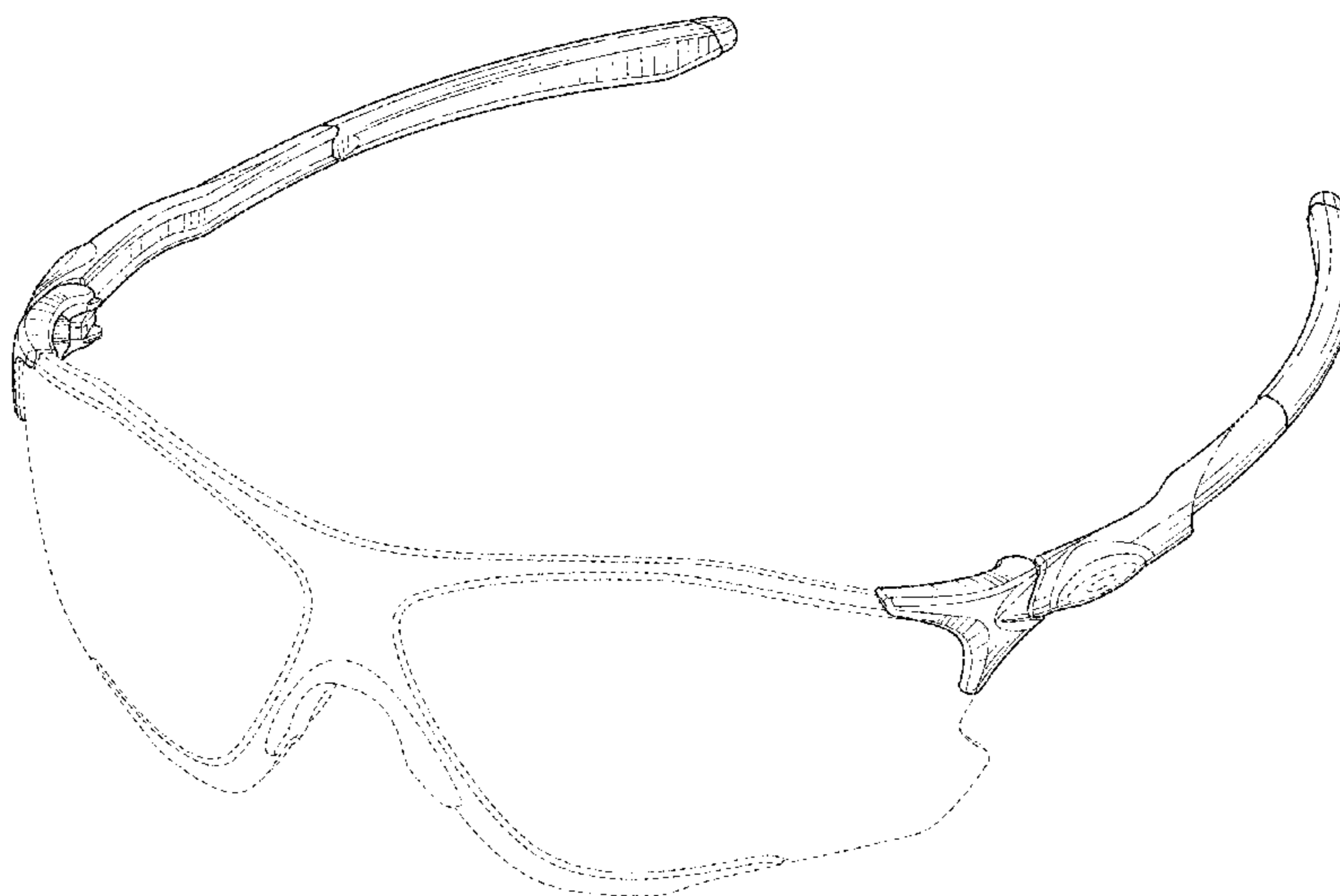
(57) **CLAIM**

The ornamental design for a set of eyeglass components, as shown and described.

DESCRIPTION

FIG. 1 is a front perspective view of an eyeglass component showing the new design;
FIG. 2 is a front elevational view thereof;
FIG. 3 is a rear elevational view thereof;
FIG. 4 is a left side elevational view thereof, the right side elevational view being a mirror image thereof;
FIG. 5 is a top plan view thereof; and,
FIG. 6 is a bottom plan view thereof.
The broken lines in the Figures show portions of the eyeglass which form no part of the claimed design.

1 Claim, 4 Drawing Sheets



(56)

References Cited

U.S. PATENT DOCUMENTS

D433,437 S * 11/2000 Yee D16/326
 D462,081 S * 8/2002 Wolfe
 D479,553 S * 9/2003 Jannard D16/326
 D505,150 S * 5/2005 Yee D16/314
 D508,515 S * 8/2005 Yee et al.
 D513,025 S 12/2005 Canavan
 D513,761 S * 1/2006 Yee D16/321
 D524,845 S * 7/2006 Hsu D16/326
 D533,572 S 12/2006 Howard et al.
 D543,572 S 5/2007 Yee et al.
 D564,568 S * 3/2008 Moritz D16/315
 D568,365 S 5/2008 Fuchs
 D568,917 S 5/2008 Yee
 D581,444 S 11/2008 Jannard et al.
 D585,474 S 1/2009 Tu
 D588,627 S 3/2009 Yee et al.
 D599,835 S 9/2009 Yee
 D599,836 S 9/2009 Rohrbach
 D604,757 S 11/2009 Yee
 D605,686 S 12/2009 Yasuhara
 D614,685 S * 4/2010 Moritz D16/321
 D622,302 S 8/2010 Yee
 D622,303 S 8/2010 Thixton
 D629,036 S 12/2010 Yee et al.
 D640,725 S * 6/2011 Moritz D16/315
 D653,278 S * 1/2012 Earley D16/315
 D653,697 S 2/2012 Taylor et al.
 D655,741 S * 3/2012 Yee D16/320
 D659,180 S * 5/2012 Moritz D16/314
 D659,746 S * 5/2012 Chen D16/314
 D670,754 S * 11/2012 Kuo D16/315
 D673,996 S * 1/2013 Kim D16/309
 D678,933 S * 3/2013 Kim D16/316
 D683,784 S 6/2013 Miera
 D700,932 S * 3/2014 Yee D16/325
 D703,260 S * 4/2014 Yoo D16/335
 D703,733 S * 4/2014 Thixton D16/335

D705,339 S * 5/2014 Yoo D16/315
 D705,340 S * 5/2014 Shin D16/320
 D707,284 S * 6/2014 Yoo D16/326
 D711,962 S * 8/2014 Thixton D16/335
 D714,858 S 10/2014 Thixton
 D728,002 S 4/2015 Uhm
 D728,008 S * 4/2015 Thixton D16/335
 D729,305 S 5/2015 Garfias
 D729,866 S * 5/2015 Yoo D16/326
 D736,304 S * 8/2015 Earley D16/315
 D737,364 S * 8/2015 Shin D16/315
 D746,355 S 12/2015 Uhm
 D752,678 S * 3/2016 Thixton D16/326
 D761,898 S * 7/2016 Yoo D16/326
 D763,945 S * 8/2016 Thixton D16/320
 D763,946 S * 8/2016 Chae D16/326
 D767,008 S * 9/2016 Thixton D16/101
 D769,963 S * 10/2016 Shin D16/335
 D774,590 S * 12/2016 Thixton D16/315
 D778,340 S * 2/2017 Garfias D16/315
 D779,583 S * 2/2017 Garfias D16/335
 D783,080 S * 4/2017 Garfias D16/314
 D783,083 S * 4/2017 Shin D16/335
 D783,707 S * 4/2017 Uhm D16/335
 D783,708 S * 4/2017 Chae D16/335
 D789,440 S * 6/2017 Uhm D16/330
 2011/0007262 A1 * 1/2011 Taylor G02C 1/04
 351/60
 2011/0194065 A1 * 8/2011 Belbey A61F 9/025
 351/60

OTHER PUBLICATIONS

U.S. Appl. No. 29/543,961, filed Oct. 29, 2015, Thixton.
 Amazon.com, Inc. Website (Japan Patent Office, Design Division,
 Publicly-Known Document No. HJ25024614).
 Safety Products Catalog No. 6 p. 24 1320-S (Japan Patent Office,
 Design Division, Publicly-Known Document No. HC17038755).

* cited by examiner

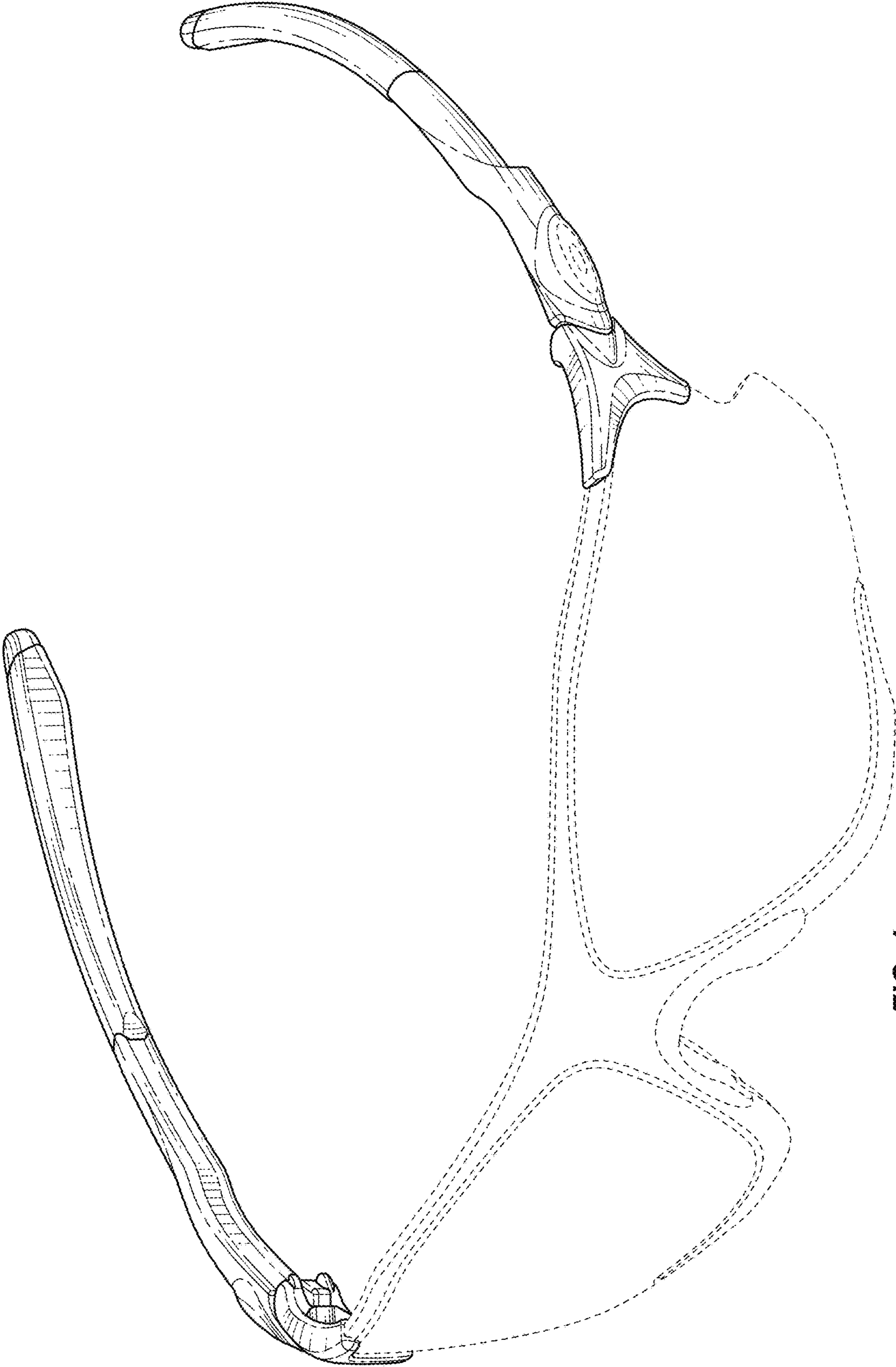


FIG. 1

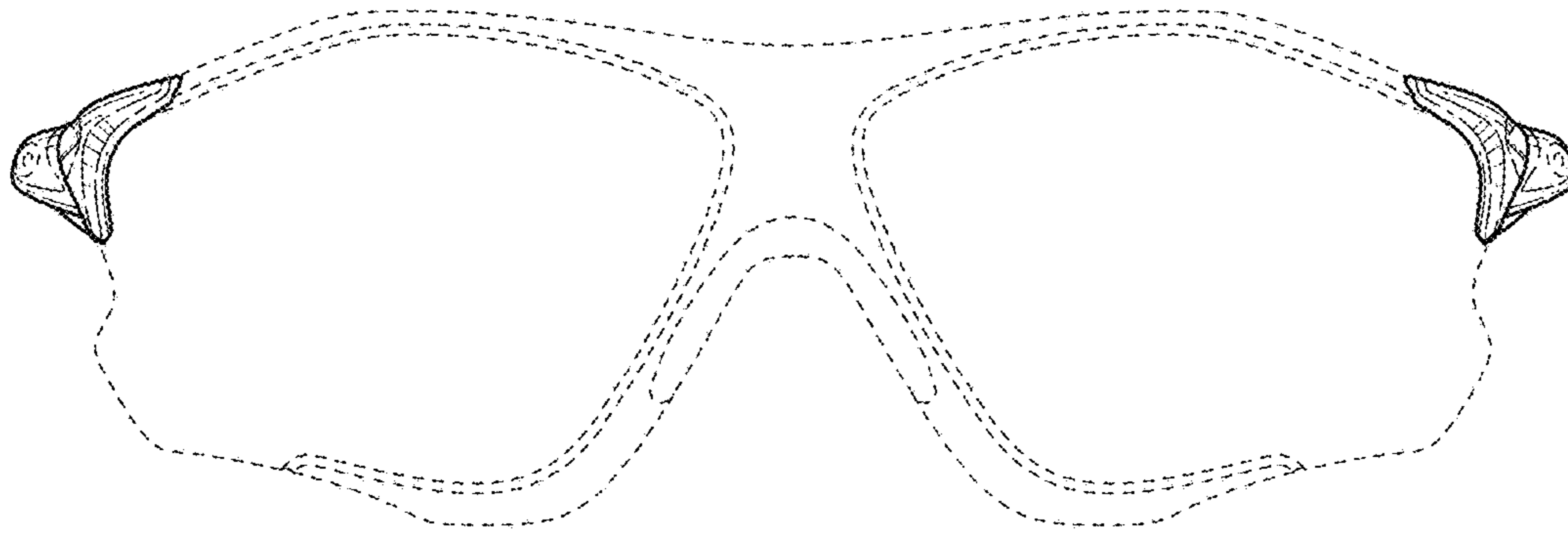


FIG. 2

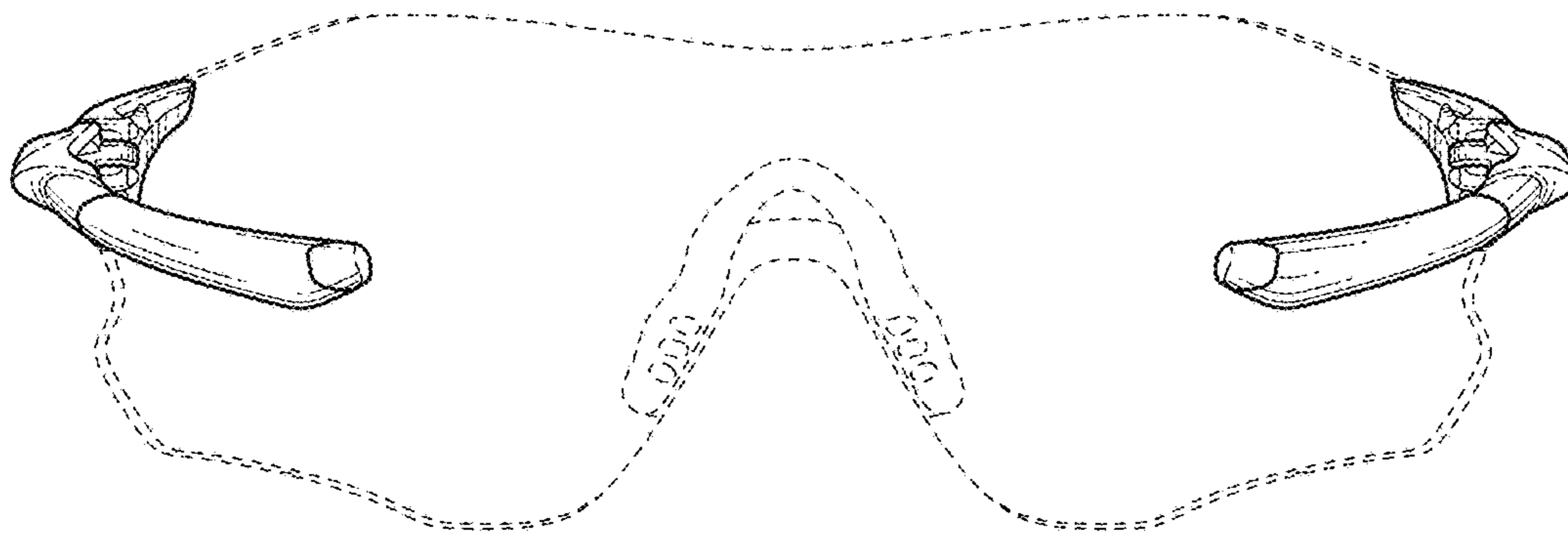


FIG. 3

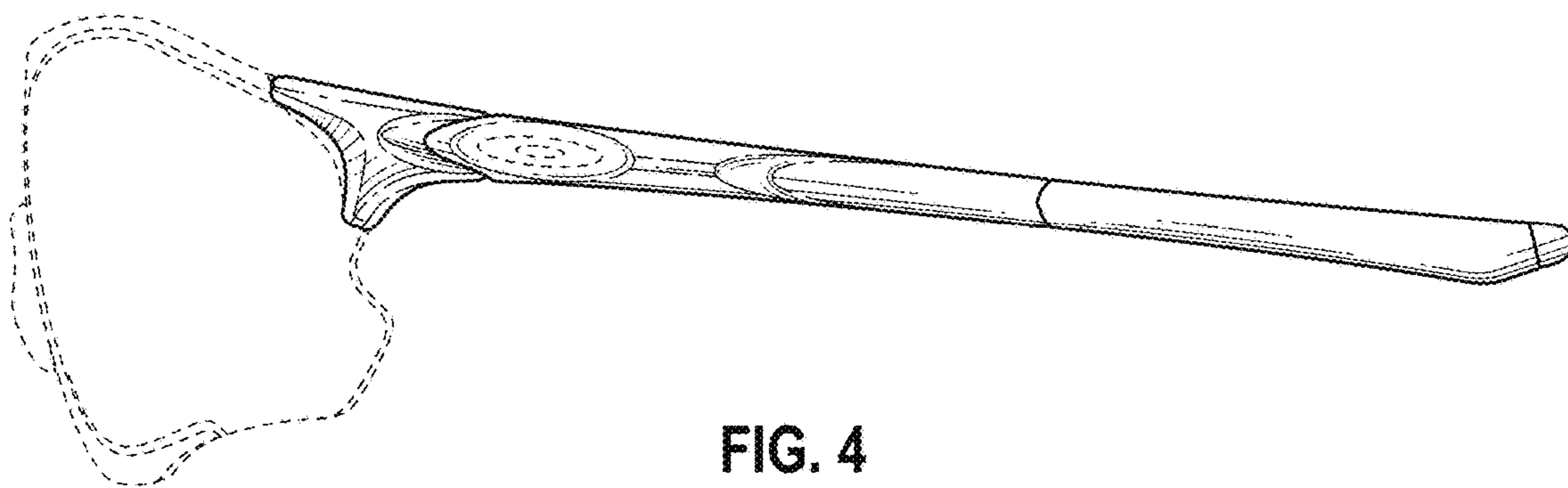


FIG. 4

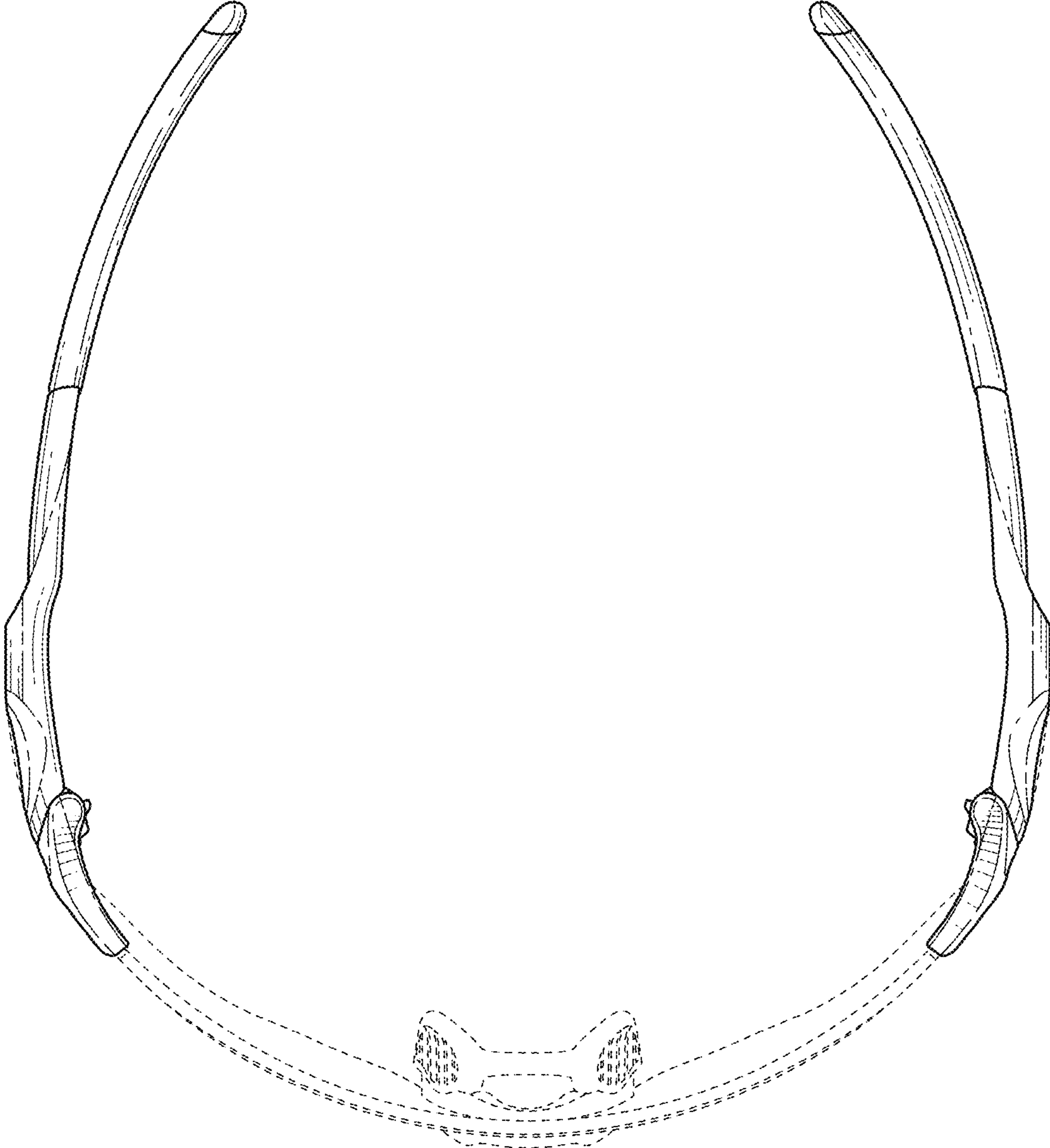


FIG. 5

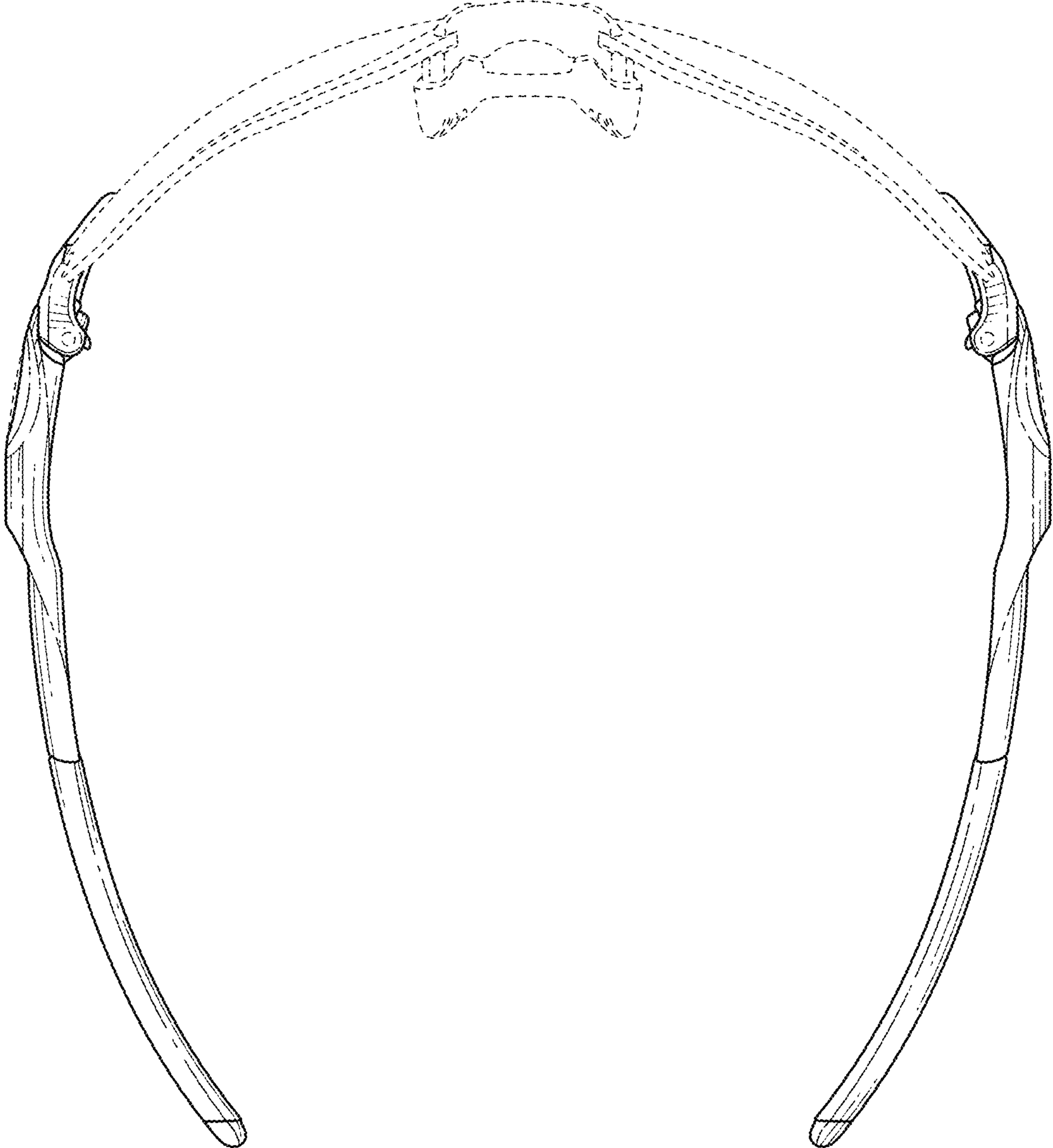


FIG. 6