

US00D556201S

(12) **United States Design Patent**
Ashida et al.

(10) **Patent No.:** **US D556,201 S**
(45) **Date of Patent:** **** Nov. 27, 2007**

(54) **CONTROLLER FOR ELECTRONIC GAME MACHINE**

(75) Inventors: **Kenichiro Ashida**, Kyoto (JP); **Masato Ibuki**, Kyoto (JP); **Shinji Yamamoto**, Kyoto (JP); **Hirokazu Matsui**, Kyoto (JP); **Akiko Suga**, Kyoto (JP)

(73) Assignee: **Nintendo Co., Ltd.**, Kyoto (JP)

(**) Term: **14 Years**

(21) Appl. No.: **29/271,580**

(22) Filed: **Jan. 23, 2007**

Related U.S. Application Data

(63) Continuation of application No. 29/253,817, filed on Feb. 14, 2006.

(30) **Foreign Application Priority Data**

Aug. 17, 2005 (JP) 2005-23852
Aug. 17, 2005 (JP) 2005-23854

(51) **LOC (8) Cl.** **14-02**

(52) **U.S. Cl.** **D14/412; D21/333**

(58) **Field of Classification Search** D14/217, D14/218, 356, 388, 399, 400, 401, 412-416, D14/432, 496, 454-457; D21/324, 332, D21/333; 463/1, 30, 36-38, 46, 47; 273/148 B, 273/148 R; 345/156-161, 905
See application file for complete search history.

(56) **References Cited**

U.S. PATENT DOCUMENTS

4,739,128 A 4/1988 Grisham
4,994,795 A 2/1991 MacKenzie
D325,225 S 4/1992 Adhida
D328,463 S * 8/1992 King et al. D14/218
D331,058 S * 11/1992 Morales D14/218
5,178,477 A 1/1993 Gambaro
5,296,871 A 3/1994 Paley

5,332,322 A 7/1994 Gambaro
D350,782 S 9/1994 Barr
D351,430 S 10/1994 Barr
D360,903 S 8/1995 Barr et al.
5,506,605 A * 4/1996 Paley 345/163

(Continued)

FOREIGN PATENT DOCUMENTS

GB 2 244 546 A 5/1990

OTHER PUBLICATIONS

Electro-Plankton Weblog, <http://www.tranism.com/weblog/2005/09/>, "This is Revolution, Nintendo Style", Sep. 15, 2005, 2pgs.*

(Continued)

Primary Examiner—Mitchell Seigel

Assistant Examiner—Keli' L. Acker

(74) *Attorney, Agent, or Firm*—Nixon & Vanderhye, PC

(57) **CLAIM**

The ornamental design for a controller for electronic game machine, as shown and described.

DESCRIPTION

FIG. 1 is a front, bottom and right perspective view of a controller for electronic game machine showing a first embodiment of our new design;

FIG. 2 is a rear, top and left perspective view thereof;

FIG. 3 is a front view thereof;

FIG. 4 is a rear view thereof;

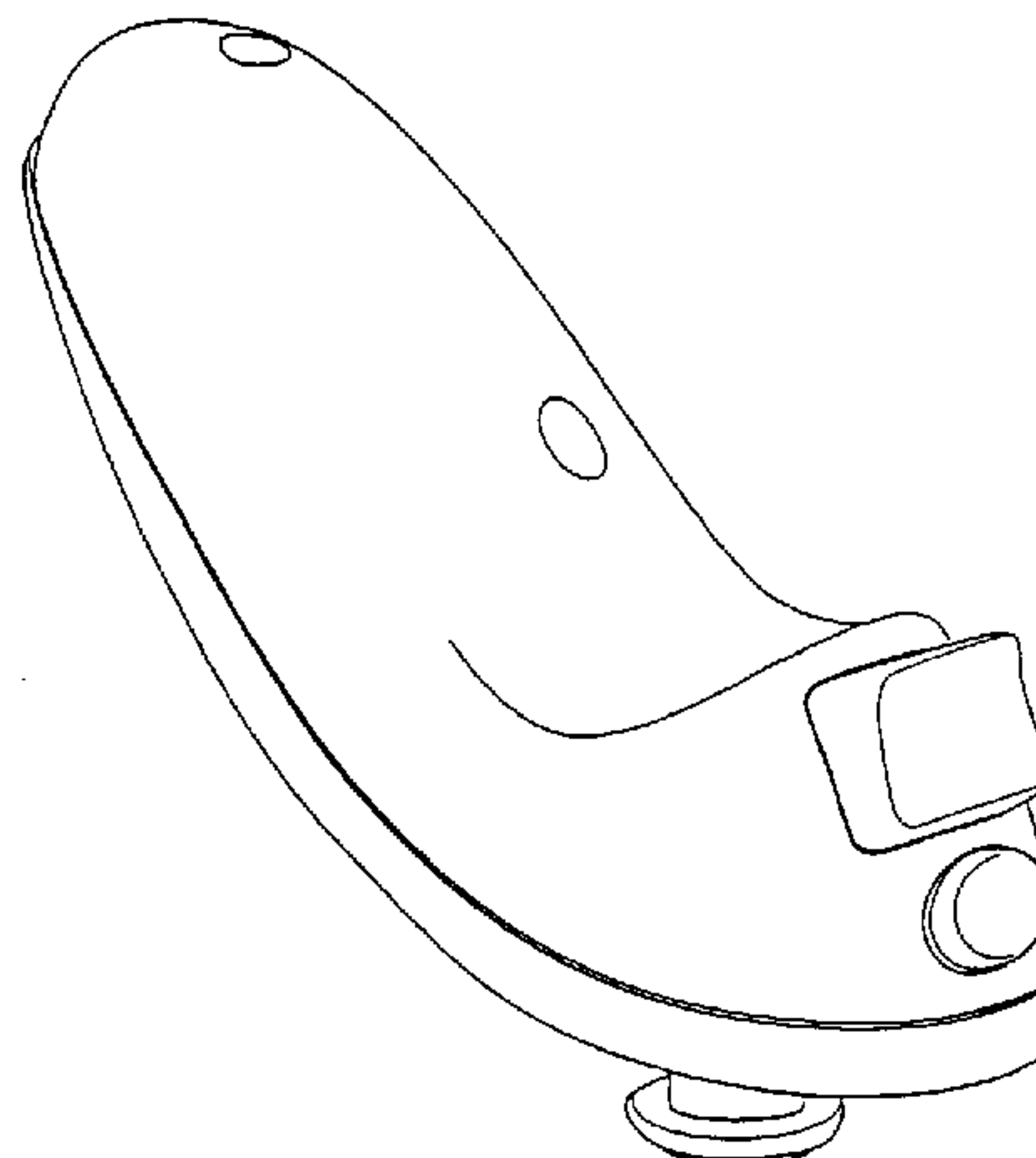
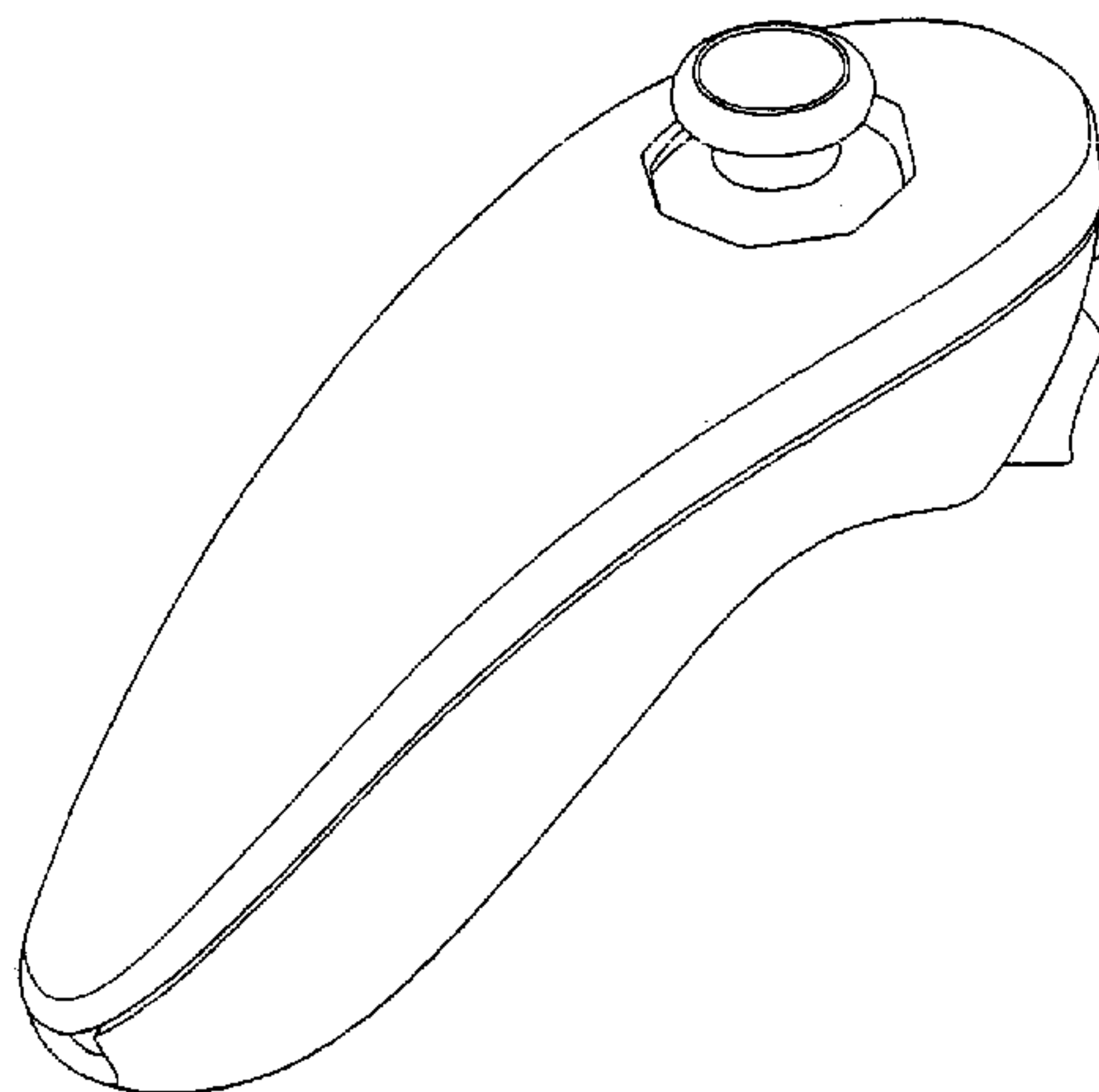
FIG. 5 is a right side view thereof, a left side view being a mirror image thereof;

FIG. 6 is a top plan view thereof; and,

FIG. 7 is a bottom plan view thereof.

The broken lines in the figures are for illustrative purposes only and form no part of the claimed design.

1 Claim, 3 Drawing Sheets



U.S. PATENT DOCUMENTS

5,512,892	A	4/1996	Corballis et al.	
5,528,265	A	6/1996	Harrison	
5,563,628	A	10/1996	Stroop	
D375,326	S	11/1996	Yokoi et al.	
D376,826	S	12/1996	Ashida	
D397,162	S	8/1998	Yokoi et al.	
D405,071	S	2/1999	Gambaro	
D456,410	S	4/2002	Ashida	
D456,854	S	5/2002	Ashida	
D459,727	S	7/2002	Ashida	
D462,683	S	9/2002	Ashida	
6,518,952	B1 *	2/2003	Leiper	345/156
6,816,151	B2 *	11/2004	Dellinger	345/167
6,850,221	B1	2/2005	Tickle	
D505,424	S	5/2005	Ashida et al.	
2007/0049374	A1 *	3/2007	Ikeda et al.	463/30
2007/0072680	A1 *	3/2007	Ikeda	463/43

OTHER PUBLICATIONS

CNet News.com, http://news.com/2300-1043_-6070295-2.html?tag=ne.gall.pg, "Nintendo Wii Swings into Action", May 25, 2006, 1pg.*

Kennedy, P.J., "Hand-Held Data Input Device," *IBM Technical Disclosure Bulletin*, vol. 26, No. 11, Apr. 1984, pp. 5826-5827.

"Controllers-Atari Space Age Joystick," *AtariAge: Have You Played Atari Today?*www.atariage.com/controller_page.html?SystemID=2600&ControllerID=12.

"Controllers-Booster Grip," *AtariAge: Have You Played Atari Today?*www.atariage.com/controller_page.html?SystemID=2600&ControllerID=18.

"Coleco Vision: Super Action™ Controller Set,"www.vintagecomputing.com/wp-content/images/retroscan/coleco_sac_1_large.jpg.

* cited by examiner

FIG. 1

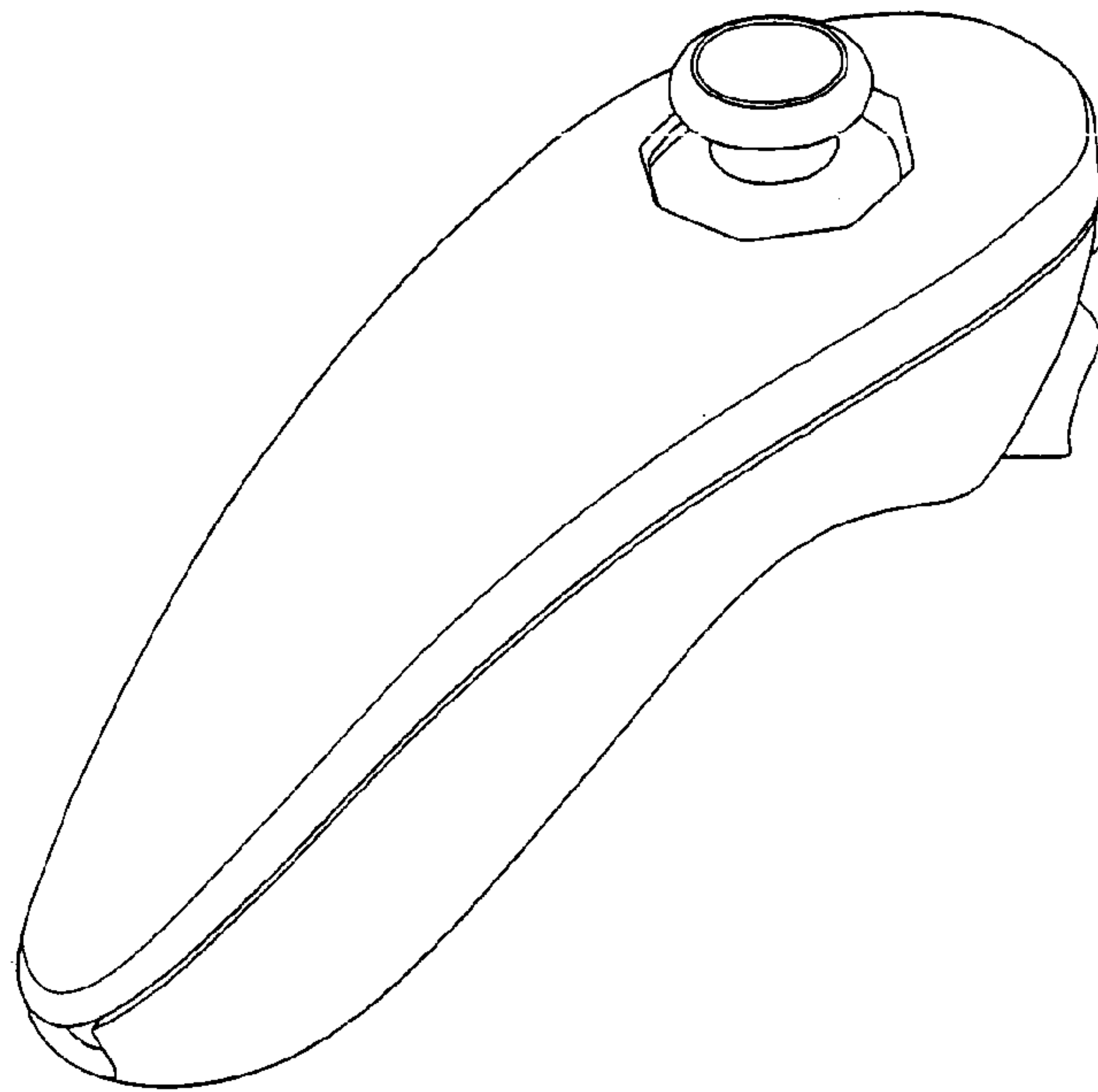


FIG. 2

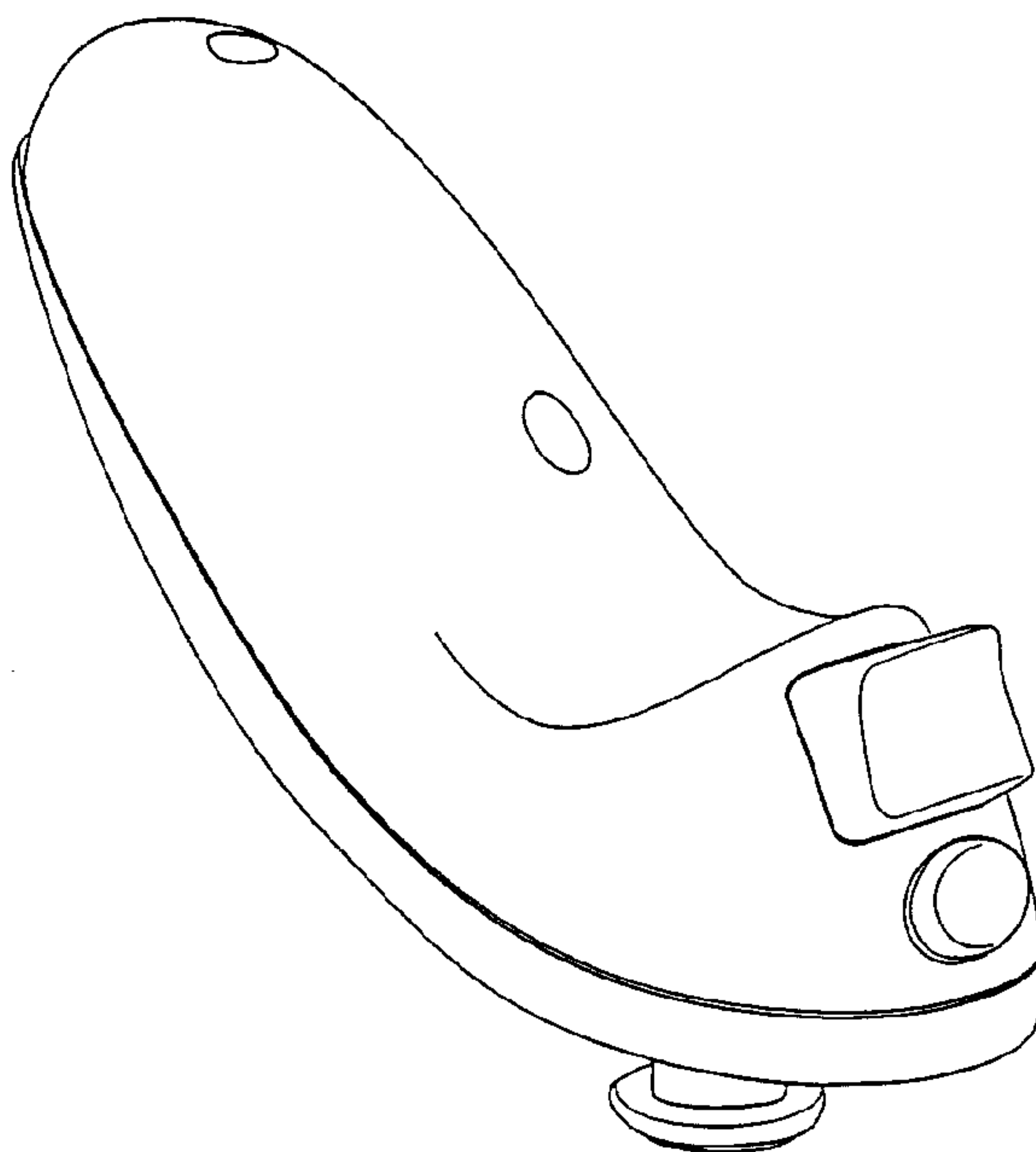


FIG. 3

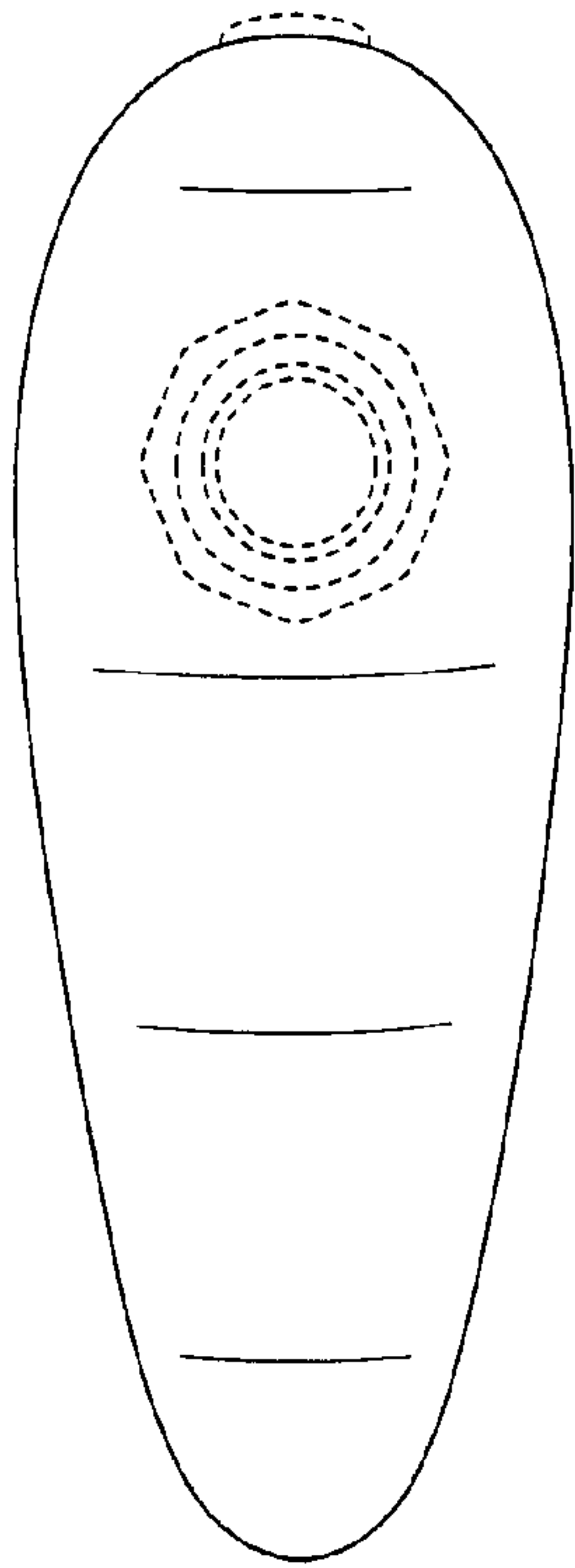


FIG. 4

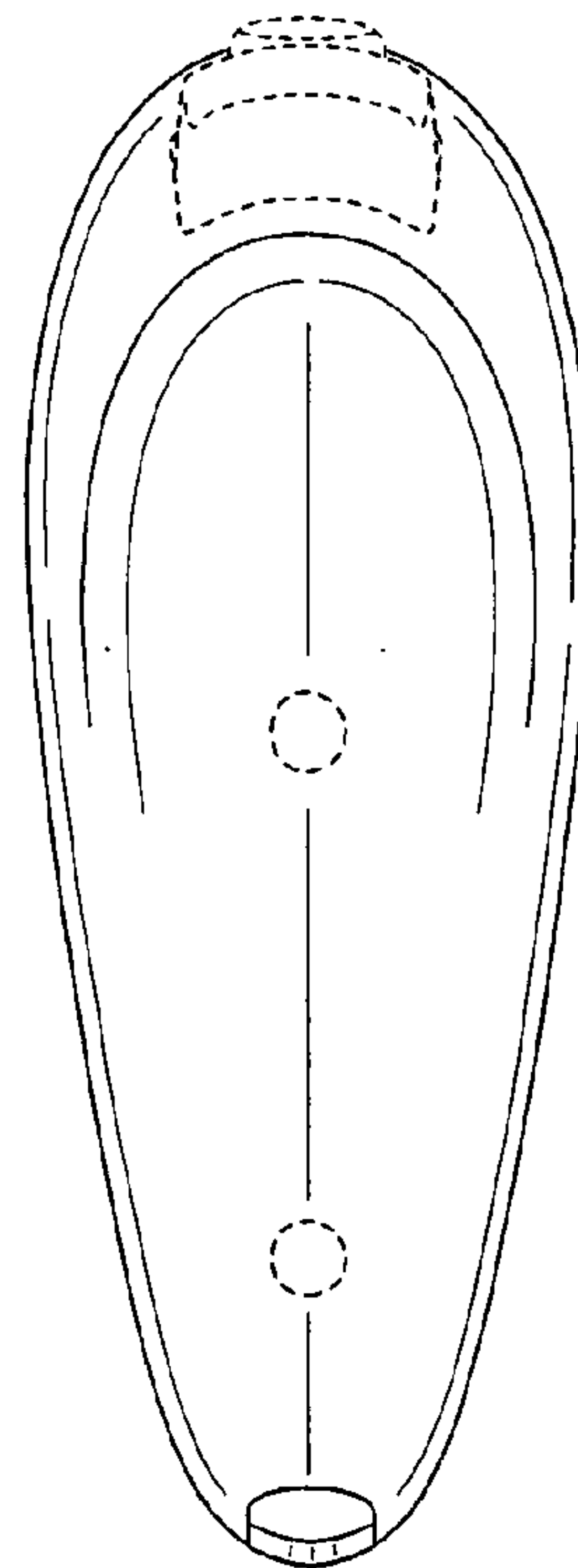


FIG. 5

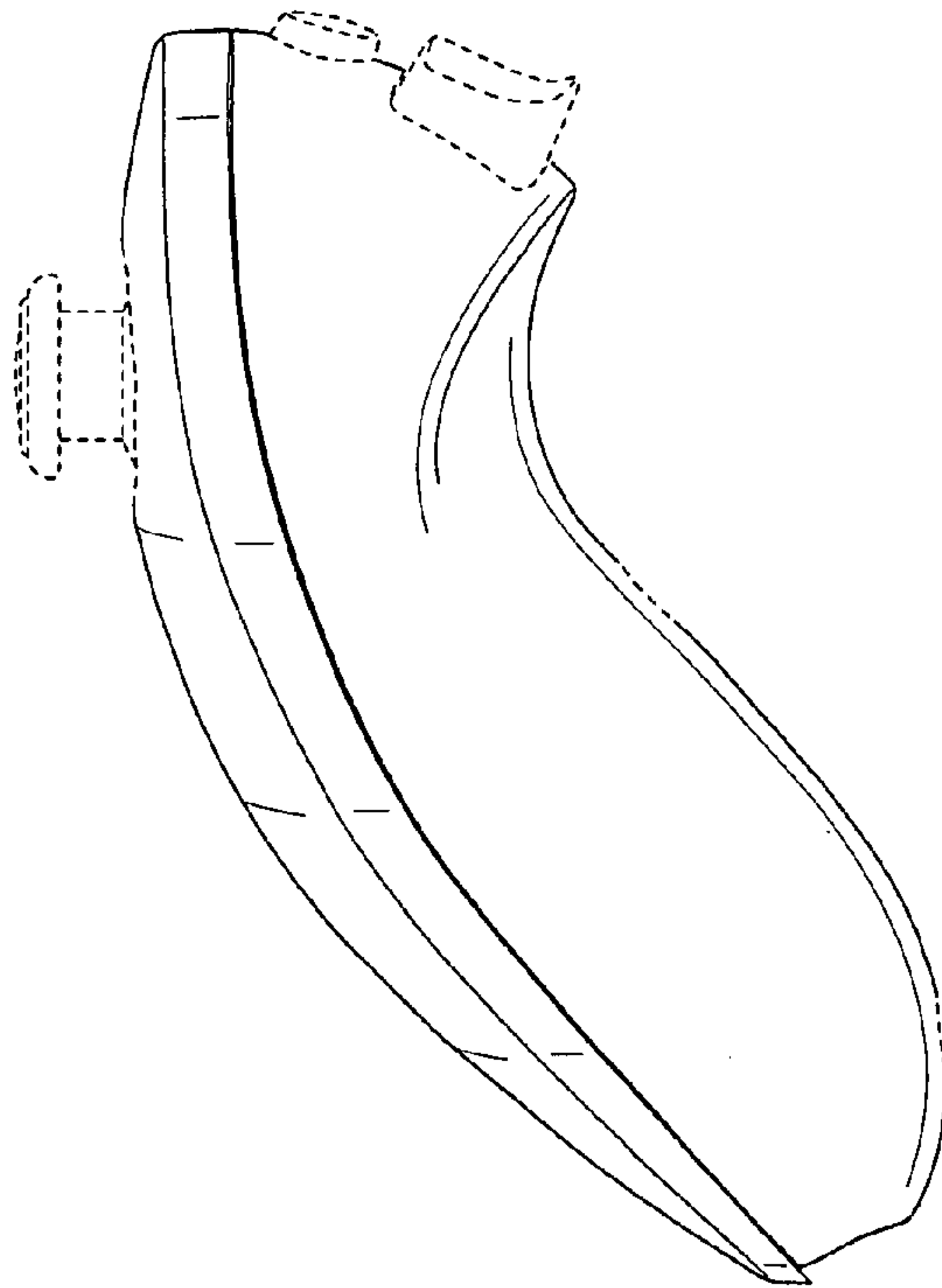


FIG. 6

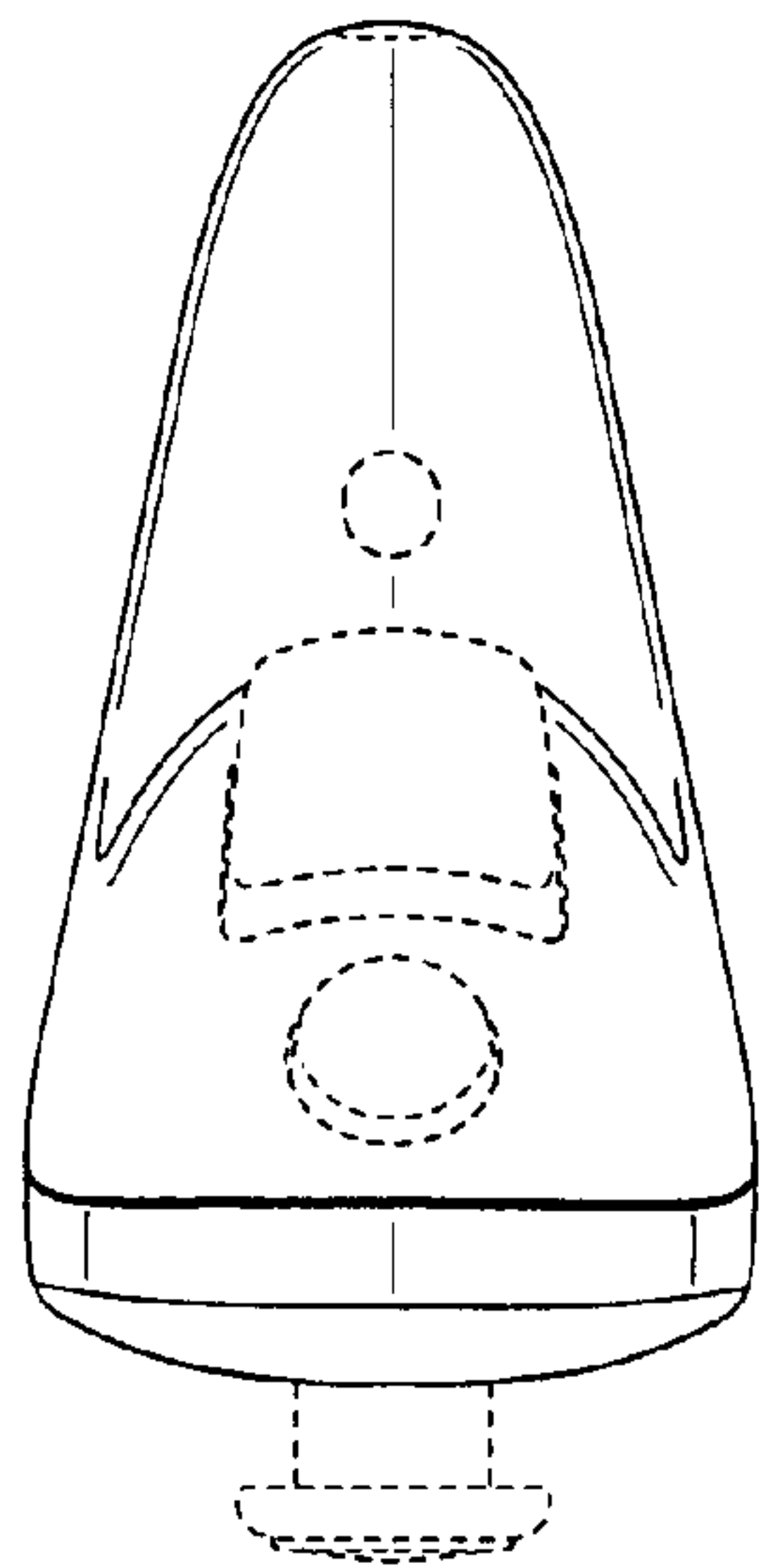
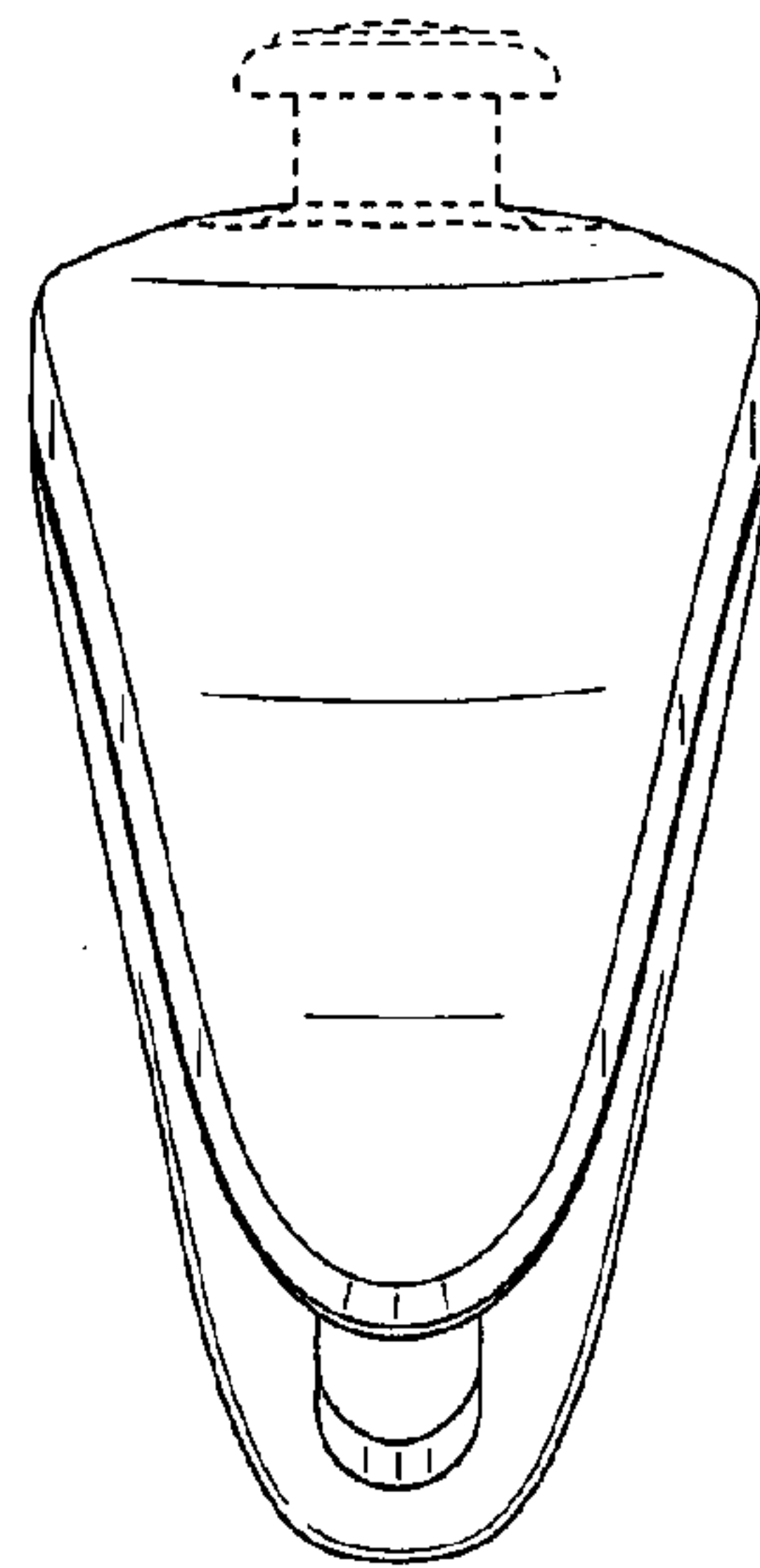


FIG. 7



UNITED STATES PATENT AND TRADEMARK OFFICE
CERTIFICATE OF CORRECTION

PATENT NO. : Des. 556,201 S
APPLICATION NO. : 29/271580
DATED : November 27, 2007
INVENTOR(S) : Ashida et al.

Page 1 of 5

It is certified that error appears in the above-identified patent and that said Letters Patent is hereby corrected as shown below:

Delete Title page illustrating a figure(s), and substitute therefor, new Title page illustrating a figure(s). (attached)

Delete drawing sheets 1-3, and substitute therefor drawing sheets 1-3. (attached)

Signed and Sealed this

Twenty-seventh Day of May, 2008

A handwritten signature in black ink that reads "Jon W. Dudas". The signature is written in a cursive style with a large, looped initial "J".

JON W. DUDAS

Director of the United States Patent and Trademark Office

(12) **United States Design Patent** (10) Patent No.: **US D556,201 S**
Ashida et al. (45) Date of Patent: **** Nov. 27, 2007**

(54) **CONTROLLER FOR ELECTRONIC GAME MACHINE**

(75) Inventors: **Kenichiro Ashida, Kyoto (JP); Masato Ibuki, Kyoto (JP); Shinji Yamamoto, Kyoto (JP); Hirokazu Matsui, Kyoto (JP); Akiho Suga, Kyoto (JP)**

(73) Assignee: **Nintendo Co., Ltd., Kyoto (JP)**

(**) Term: **14 Years**

(21) Appl. No.: **29/271,580**

(22) Filed: **Jan. 23, 2007**

Related U.S. Application Data

(63) Continuation of application No. 29/253,817, filed on Feb. 14, 2006.

(30) **Foreign Application Priority Data**

Aug. 17, 2005 (JP) 2005-23852
 Aug. 17, 2005 (JP) 2005-23854

(51) **LOC (8) CL** 14-02
 (52) **U.S. CL** D14/412; D21/333
 (58) **Field of Classification Search** D14/217, D14/218, 356, 388, 399, 400, 401, 412-416, D14/432, 496, 454-457; D21/324, 332, D21/333; 463/1, 30, 36-38, 46, 47; 273/148 B, 273/148 R; 345/156-161, 905
 See application file for complete search history.

(56) **References Cited**

U.S. PATENT DOCUMENTS

4,739,128 A 4/1988 Grisham
 4,994,795 A 2/1991 MacKenzie
 D325,225 S 4/1992 Adhida
 D328,463 S * 8/1992 King et al. D14/218
 D331,058 S * 11/1992 Morales D14/218
 5,178,477 A 1/1993 Gambaro
 5,295,871 A 3/1994 Paley

5,332,322 A 7/1994 Gambaro
 D350,782 S 9/1994 Barr
 D351,430 S 10/1994 Barr
 D360,903 S 8/1995 Barr et al.
 5,506,605 A * 4/1996 Paley 345/163

(Continued)

FOREIGN PATENT DOCUMENTS

GB 2 244 546 A 5/1990

OTHER PUBLICATIONS

Electro-Plankton Weblog, <http://www.tranism.com/weblog/2005/09/>, "This is Revolution, Nintendo Style", Sep. 15, 2005, 2pgs.*

(Continued)

Primary Examiner—Mitchell Seigel
Assistant Examiner—Keli' L. Acker
 (74) *Attorney, Agent, or Firm*—Nixon & Vanderhye, PC

(57) **CLAIM**

The ornamental design for a controller for electronic game machine, as shown and described.

DESCRIPTION

FIG. 1 is a front, bottom and right perspective view of a controller for electronic game machine showing a first embodiment of our new design;
 FIG. 2 is a rear, top and left perspective view thereof;
 FIG. 3 is a front view thereof;
 FIG. 4 is a rear view thereof;
 FIG. 5 is a right side view thereof, a left side view being a mirror image thereof;
 FIG. 6 is a top plan view thereof; and,
 FIG. 7 is a bottom plan view thereof.
 The broken lines in the figures are for illustrative purposes only and form no part of the claimed design.

1 Claim, 3 Drawing Sheets

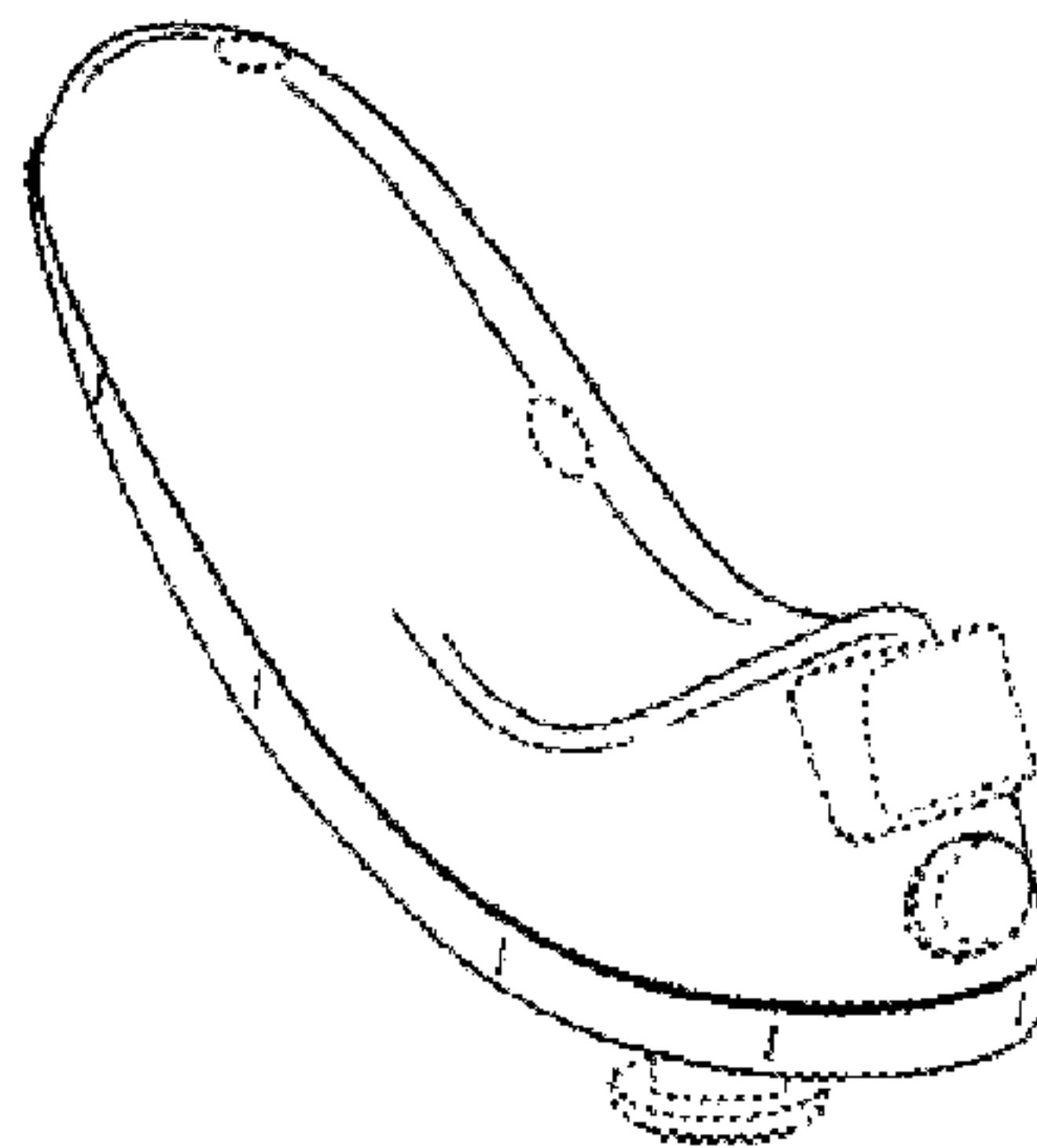
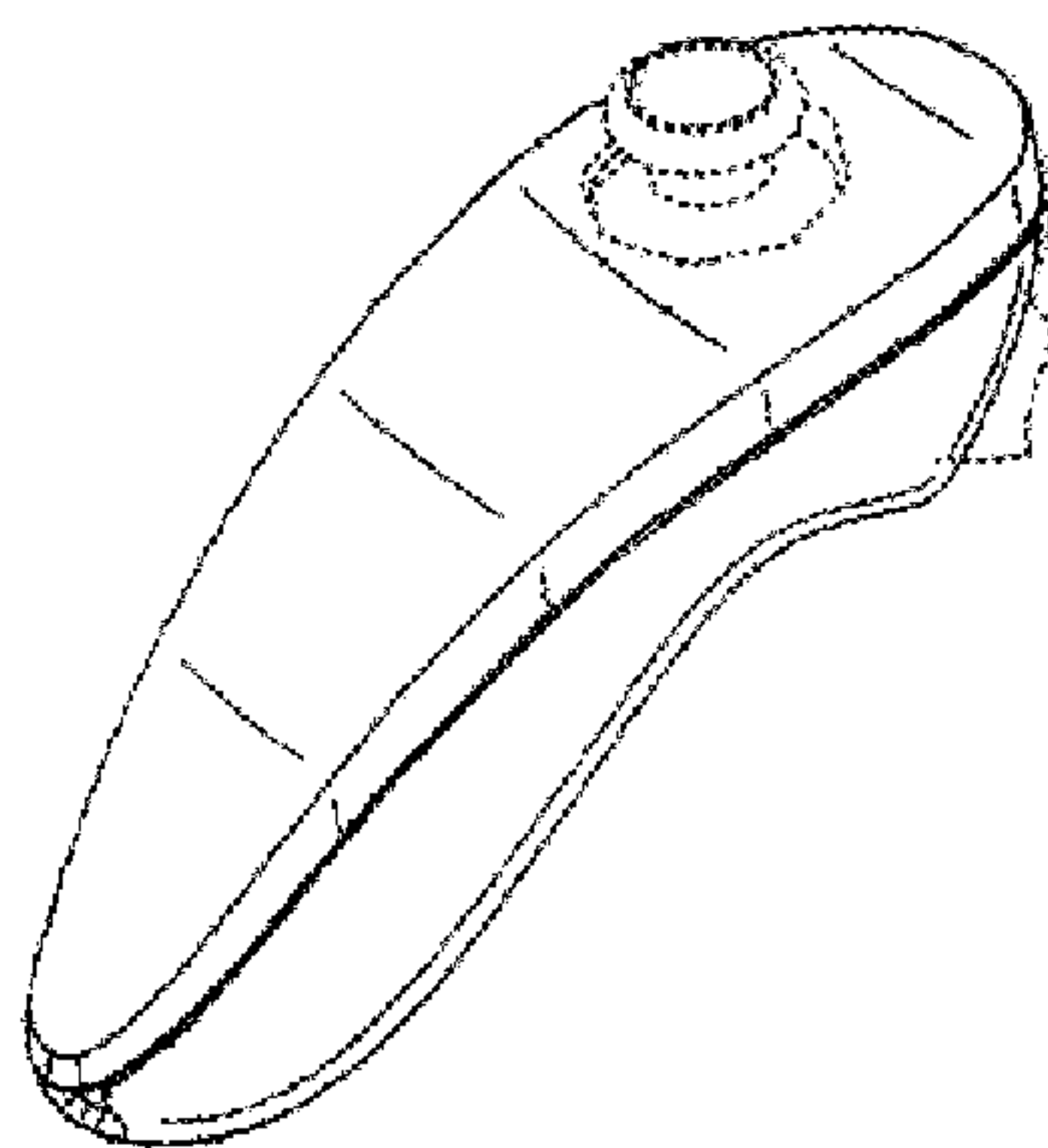


FIG. 1

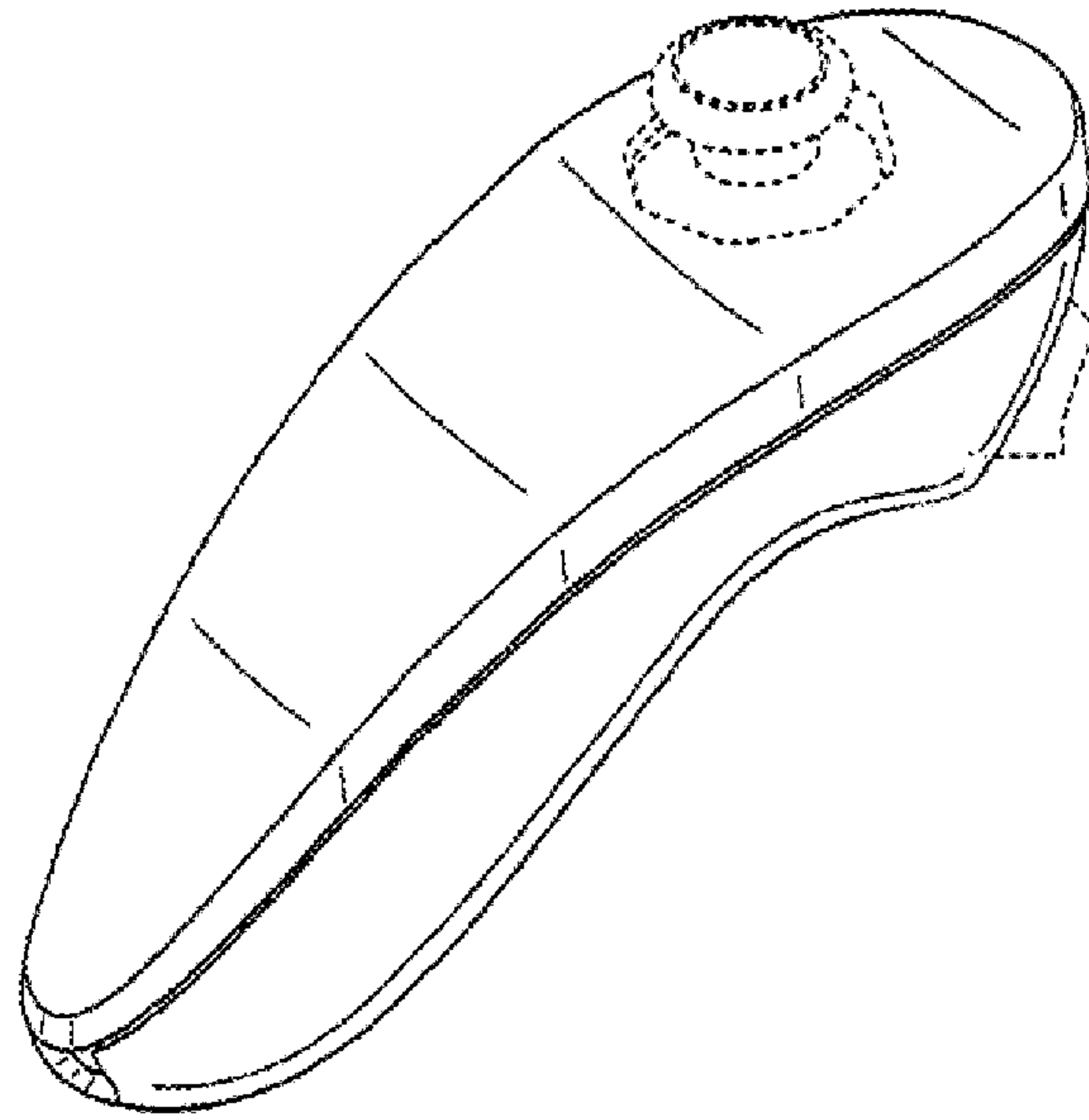


FIG. 2

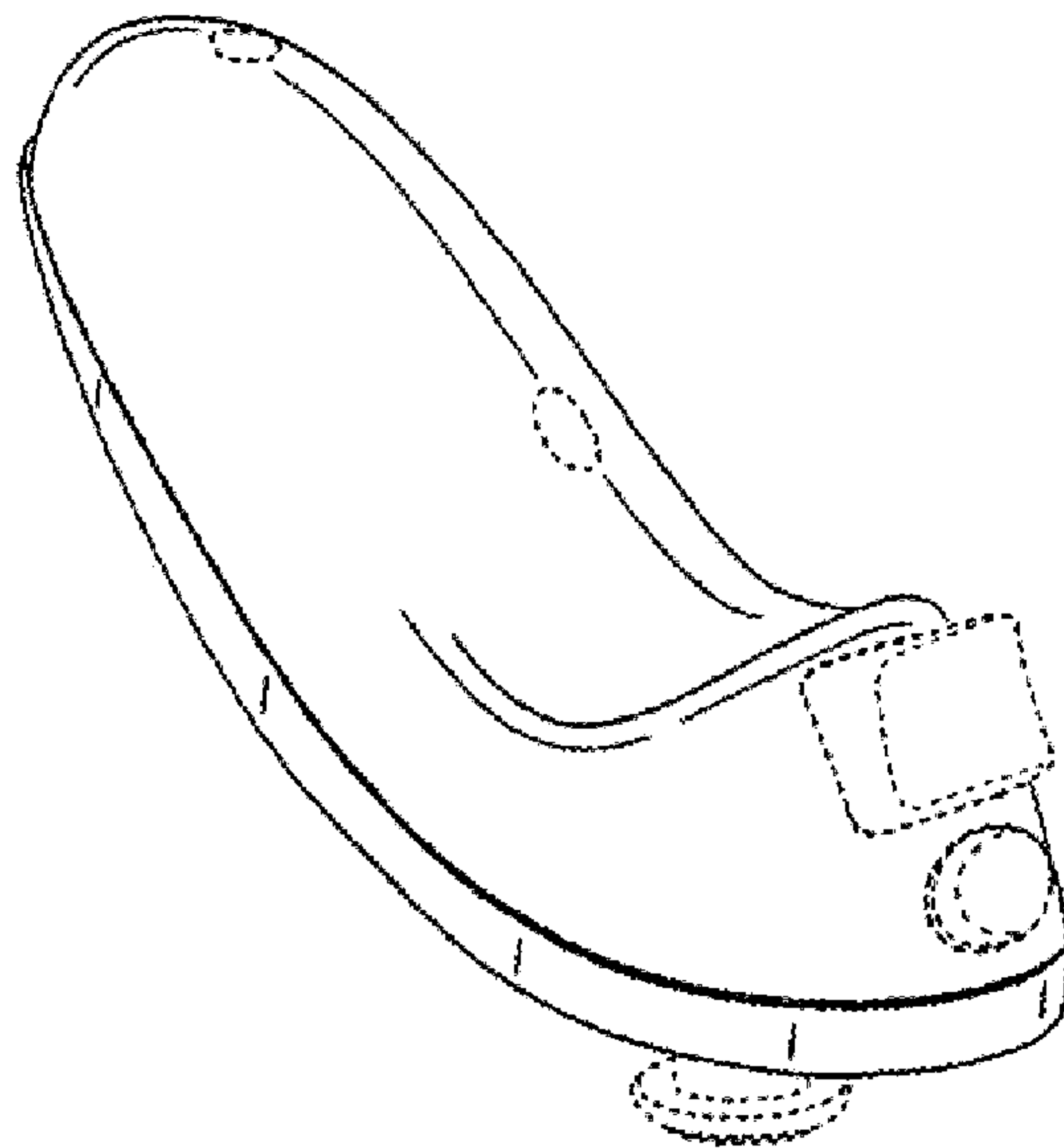


FIG. 3

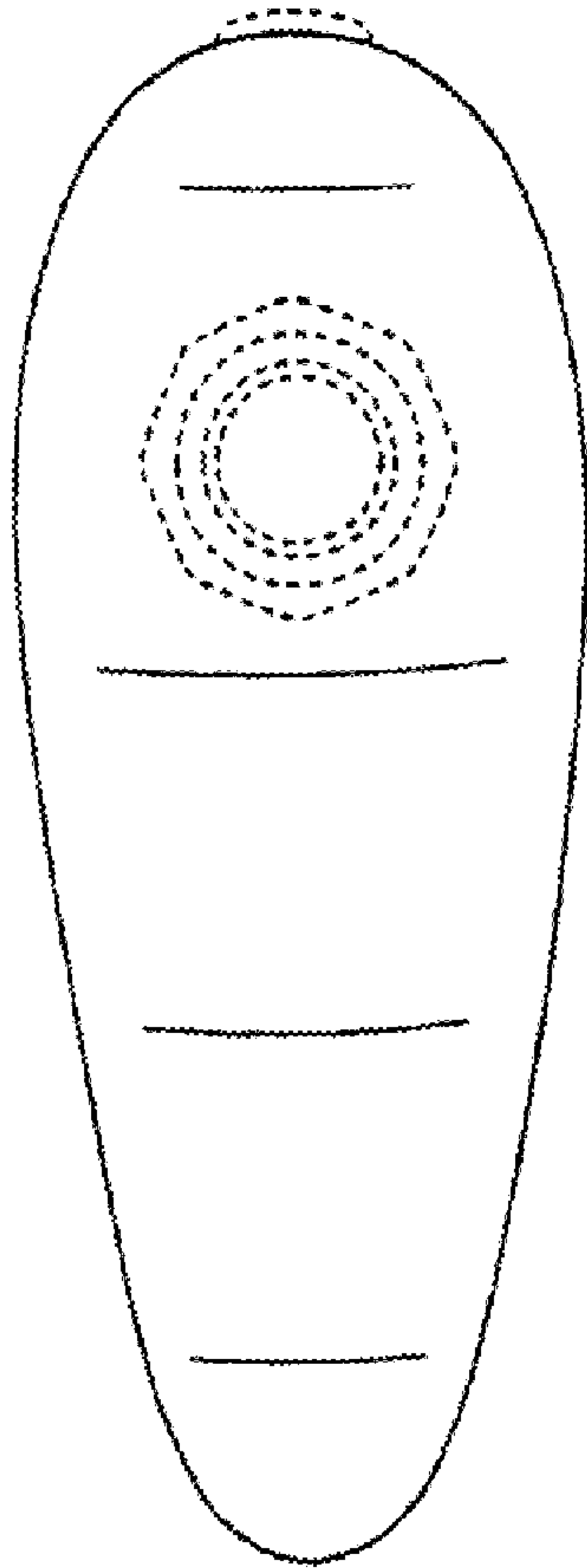


FIG. 4

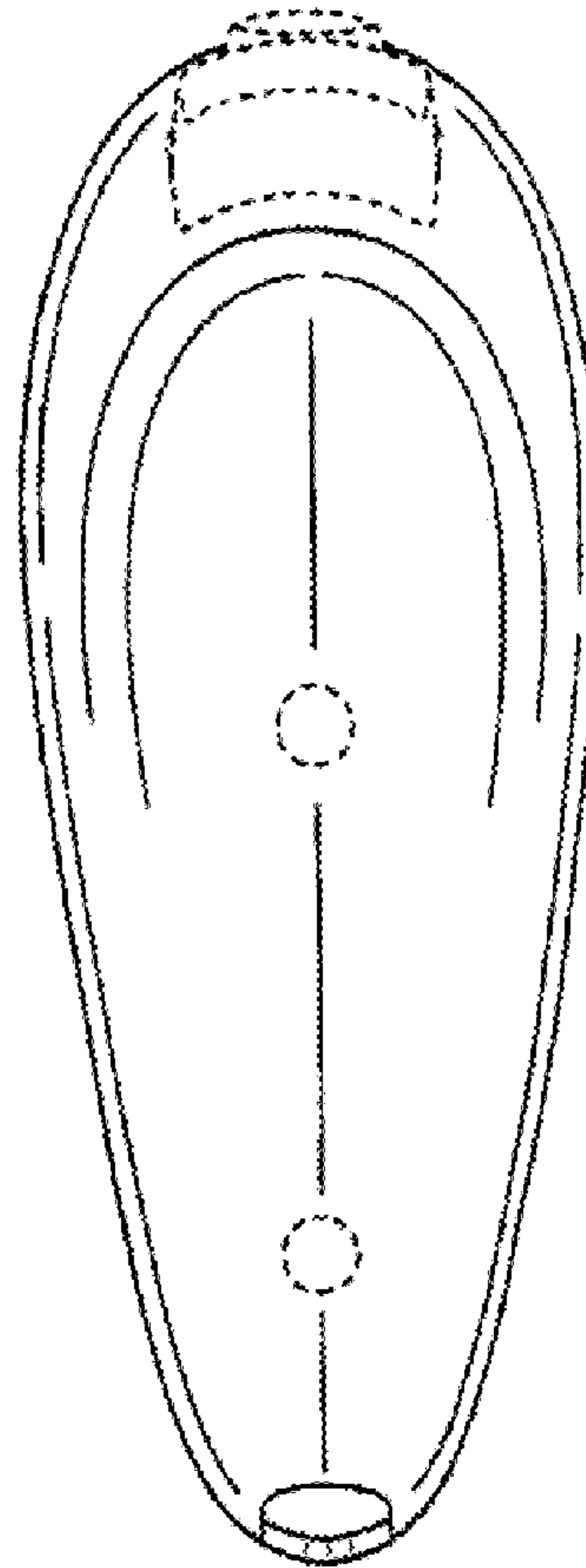


FIG. 5

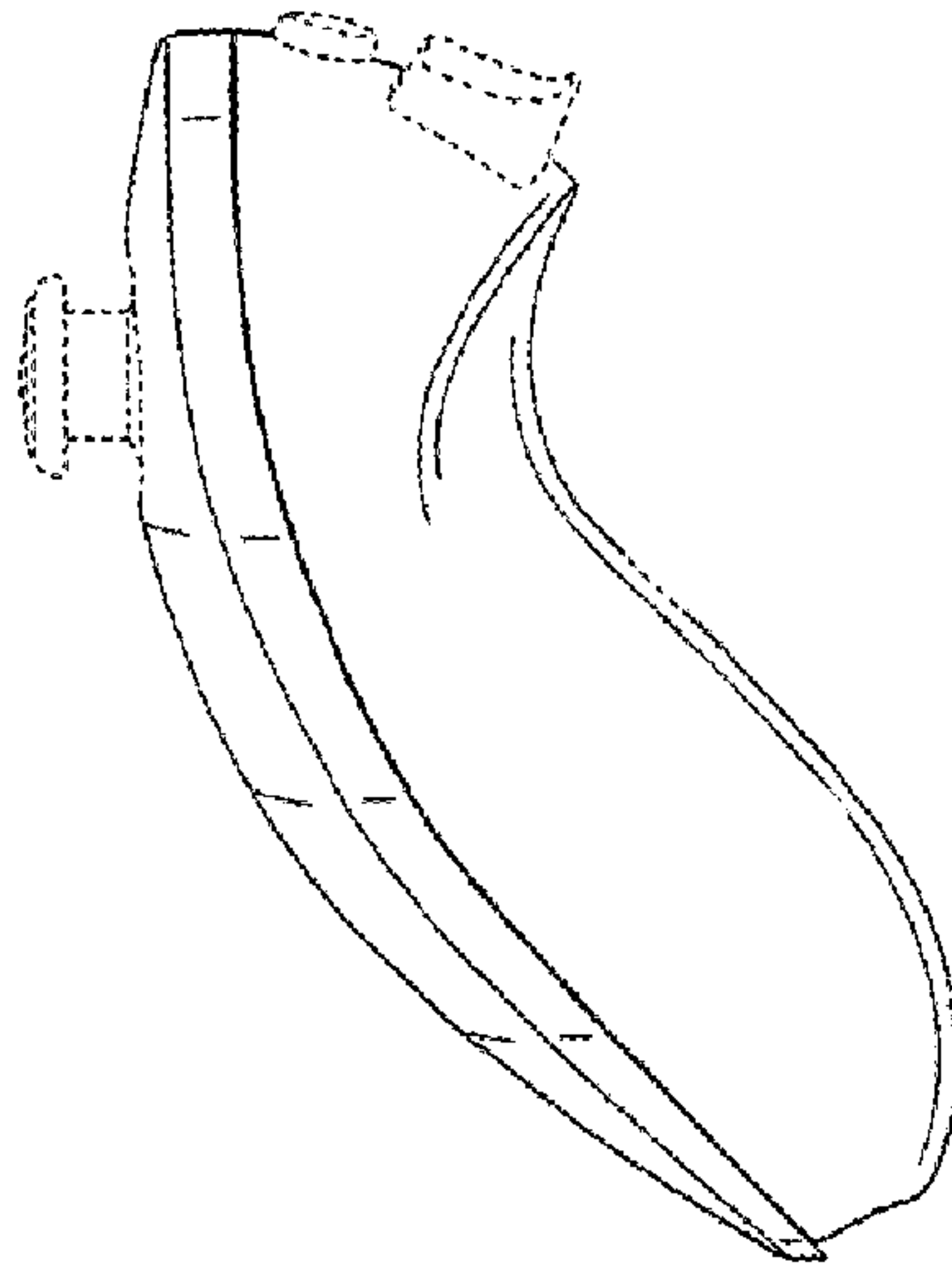


FIG. 6

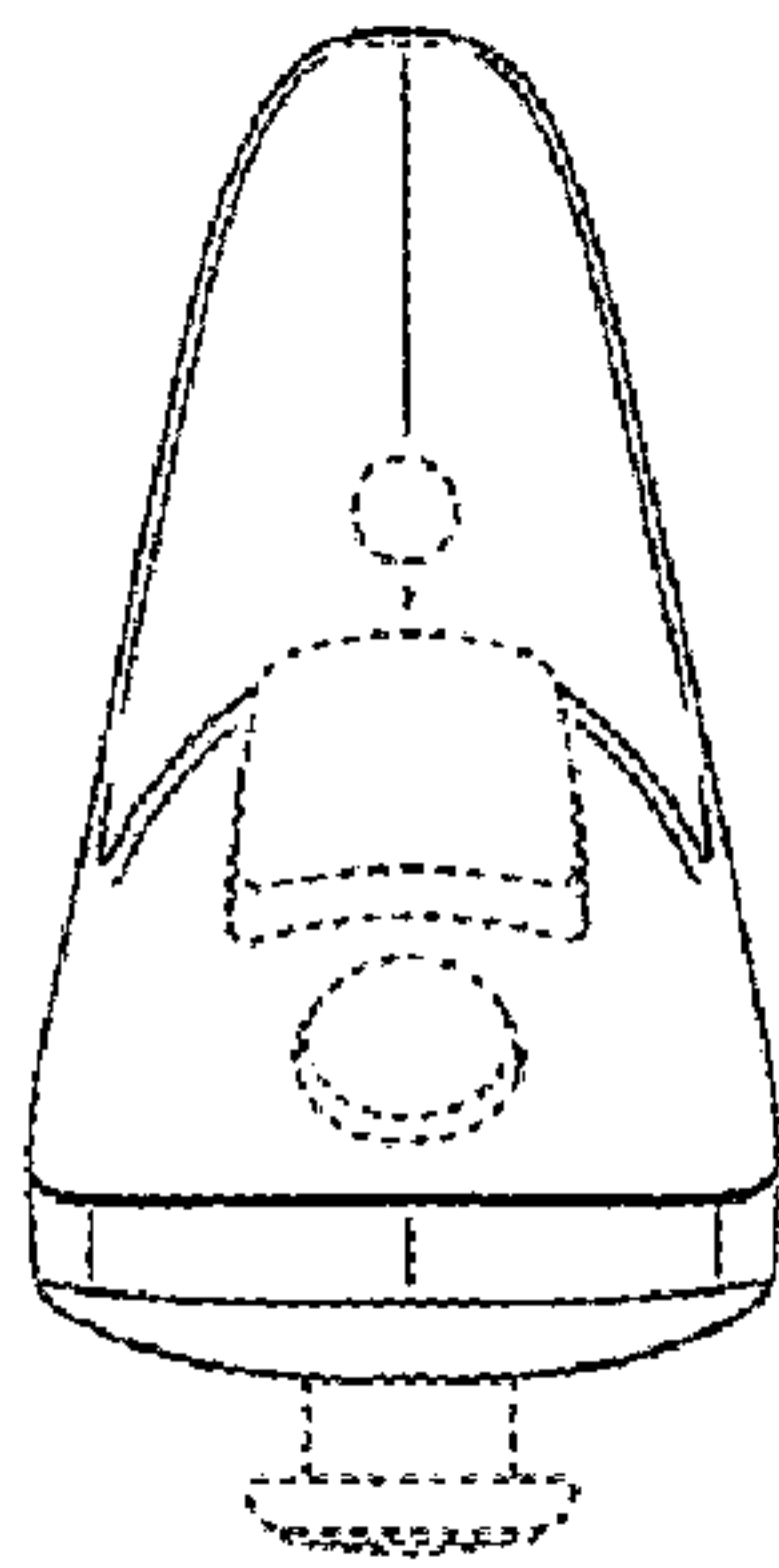


FIG. 7

