

US009667800B2

(12) **United States Patent**
Rodriguez et al.

(10) **Patent No.:** **US 9,667,800 B2**
(45) **Date of Patent:** ***May 30, 2017**

(54) **VOIP ANALOG TELEPHONE SYSTEM**

(71) Applicant: **NetTALK.com, Inc.**, Miami Gardens, FL (US)

(72) Inventors: **Mark F. Rodriguez**, North Miami, FL (US); **Anastasios Takis Kyriakides**, North Miami, FL (US); **Kenneth Hoffeld**, North Miami, FL (US); **Leo Manzewitsch**, North Miami, FL (US); **Garry M. Paxinos**, North Miami, FL (US); **Nicholas Kyriakides**, North Miami, FL (US)

(73) Assignee: **NetTalk.com, Inc.**, North Miami, FL (US)

(*) Notice: Subject to any disclaimer, the term of this patent is extended or adjusted under 35 U.S.C. 154(b) by 0 days.

This patent is subject to a terminal disclaimer.

(21) Appl. No.: **15/344,789**

(22) Filed: **Nov. 7, 2016**

(65) **Prior Publication Data**

US 2017/0054853 A1 Feb. 23, 2017

Related U.S. Application Data

(63) Continuation of application No. 14/809,945, filed on Jul. 27, 2015, now Pat. No. 9,491,304, which is a (Continued)

(51) **Int. Cl.**

H04M 7/00 (2006.01)
H04L 12/10 (2006.01)

(Continued)

(52) **U.S. Cl.**

CPC **H04M 7/0069** (2013.01); **H04L 12/10** (2013.01); **H04L 29/06387** (2013.01); **H04L 65/1059** (2013.01); **H04L 65/1069** (2013.01); **H04L 65/4007** (2013.01); **H04M 1/0289** (2013.01); **H04M 1/0293** (2013.01); (Continued)

(58) **Field of Classification Search**

None
See application file for complete search history.

(56) **References Cited**

U.S. PATENT DOCUMENTS

7,346,368 B2 3/2008 Llanos 455/550.1
7,372,851 B2 5/2008 Boutboul 370/356
(Continued)

OTHER PUBLICATIONS

“Installation, Configuration and Operation of Fritz!Box Fon Ata,” Manual AVMGmbH, Jun. 2005, 87 Pages.
(Continued)

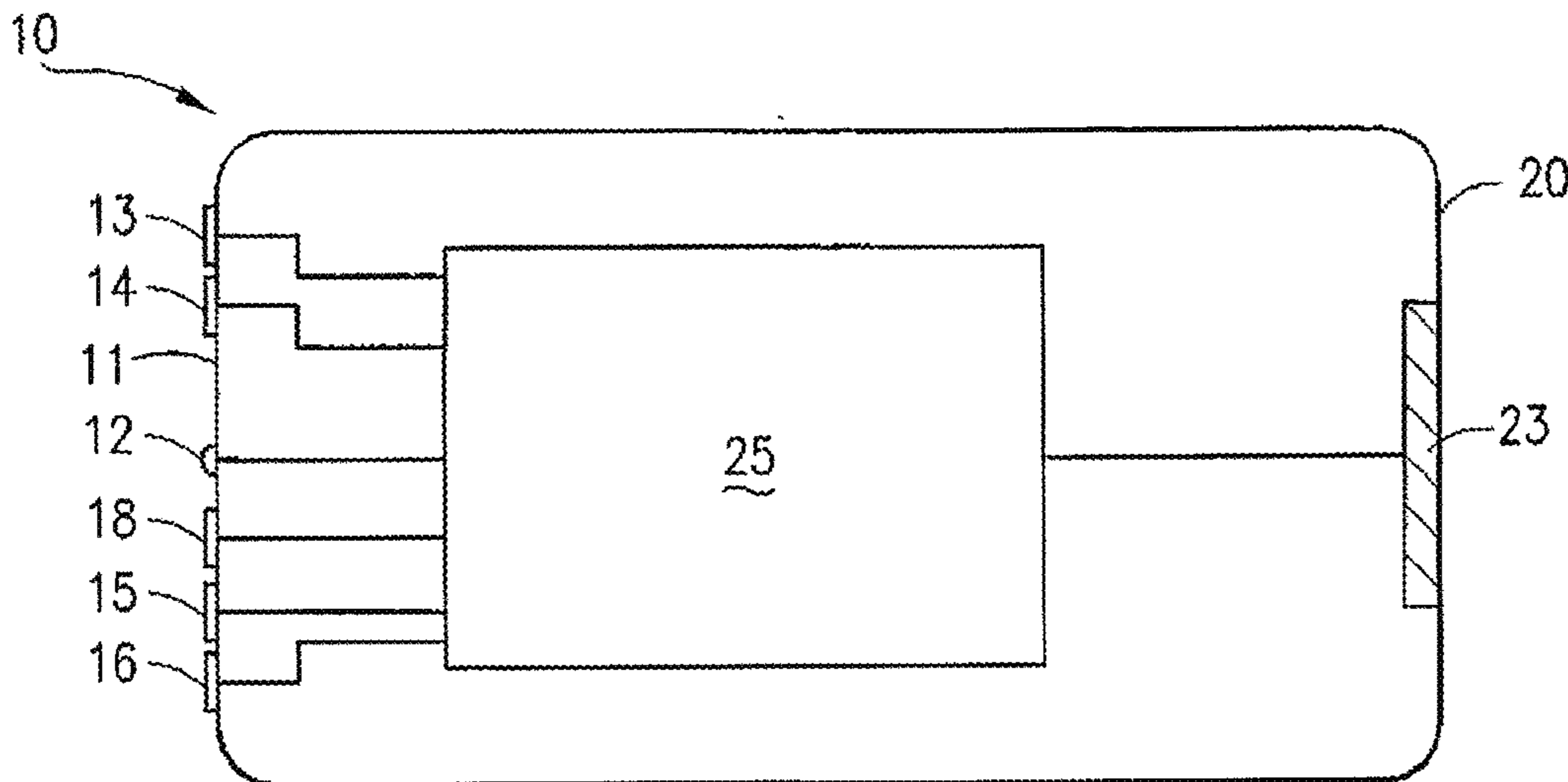
Primary Examiner — Candal Elpenord

(74) *Attorney, Agent, or Firm* — Niro McAndrews, LLC

(57) **ABSTRACT**

A multi-port VoIP telecommunications system that allows the user to gain access to telephone connectivity through the Internet by connecting directly to the Internet or by connecting to the Internet through the existing Internet connection of a computer or cell phone device. The present system includes an Ethernet port, a Wi-Fi receiver to facilitate the transmission and receipt of Internet protocol signals wirelessly, a USB plug connectable to the ATA, connectivity to a home monitoring network and connectivity to Bluetooth devices.

20 Claims, 8 Drawing Sheets



Related U.S. Application Data

continuation of application No. 13/584,750, filed on Aug. 13, 2012, now abandoned, which is a continuation-in-part of application No. 12/366,851, filed on Feb. 6, 2009, now Pat. No. 8,243,722.

(51) **Int. Cl.**

H04M 11/04 (2006.01)
H04M 1/253 (2006.01)
H04L 29/06 (2006.01)
H04M 1/02 (2006.01)
H04M 1/738 (2006.01)
H04M 3/42 (2006.01)

(52) **U.S. Cl.**

CPC **H04M 1/2535** (2013.01); **H04M 1/738** (2013.01); **H04M 3/42161** (2013.01); **H04M 11/04** (2013.01); **H04M 2242/04** (2013.01); **H04M 2250/02** (2013.01)

(56) **References Cited**

U.S. PATENT DOCUMENTS

7,463,615	B2	12/2008	Vassilovski	370/342
7,596,124	B2	9/2009	Brenes	370/338
8,125,999	B2	2/2012	Yasrebi	370/401
9,331,888	B1 *	5/2016	Conway	H04L 65/1046
2002/0057682	A1	5/2002	Hansen	370/386
2003/0072429	A1 *	4/2003	Slobodin	H04L 12/1818 379/202.01
2004/0073820	A1	4/2004	Hsu	713/300
2004/0086093	A1 *	5/2004	Schranz	H04L 12/1895 379/37
2004/0218583	A1	11/2004	Adan	370/352
2005/0105512	A1	5/2005	Myhre	370/352
2005/0243750	A1	11/2005	Jurascheck	370/312
2005/0271029	A1	12/2005	Iffland	370/348
2006/0077968	A1	4/2006	Pitsoulakis	370/352
2006/0092831	A1	5/2006	Hartnett	370/217
2006/0171378	A1	8/2006	Harris	370/352
2006/0187904	A1	8/2006	Oouchi	370/352
2006/0280132	A1	12/2006	Connor	370/276
2007/0002837	A1	1/2007	Tan	370/352
2007/0104085	A1	5/2007	Sambhwani	370/203
2007/0140262	A1	6/2007	Wang	370/395.52
2007/0189270	A1	8/2007	Borislow	370/352
2007/0189271	A1	8/2007	Borislow	370/352
2007/0286173	A1	12/2007	Li	370/356
2008/0031273	A1	2/2008	Wang	370/444
2008/0056245	A1	3/2008	Boutboul	370/356
2008/0112392	A1	5/2008	Mansfield	370/352
2009/0154337	A1	6/2009	Kim	370/216
2009/0190583	A1	7/2009	Accetta	370/389
2009/0252054	A1	10/2009	Barkan	370/252
2009/0296625	A1	12/2009	Wu	370/315
2009/0323673	A1	12/2009	Gabbay	370/352
2010/0035650	A1	2/2010	Gottelhrer	455/558
2010/0074190	A1	3/2010	Cordeiro	370/329

OTHER PUBLICATIONS

Ex Parte Reexamination 90/012,634 of U.S. Pat. No. 8,243,722—Request for Reexamination on Sep. 14, 2012, 43 pages.
 Ex Parte Reexamination 90/012,634 of U.S. Pat. No. 8,243,722—Determination ordering Reexamination on Nov. 15, 2016, 22 pages.
 Ex Parte Reexamination 90/012,634 of U.S. Pat. No. 8,243,722—Non-Final Action on Mar. 15, 2013, 13 pages.
 Ex Parte Reexamination 90/012,634 of U.S. Pat. No. 8,243,722—Examiner Interview Summary Record on May 1, 2013, 4 pages.
 Ex Parte Reexamination 90/012,634 of U.S. Pat. No. 8,243,722—Final Action on Aug. 15, 2013, 20 pages.

Ex Parte Reexamination 90/012,634 of U.S. Pat. No. 8,243,722—Advisory Action on Nov. 13, 2013, 4 pages.
 Ex Parte Reexamination 90/012,634 of U.S. Pat. No. 8,243,722—Notice of Intent to Issue a Reexam Certificate on Dec. 19, 2013, 12 pages.
NetTalk.com, Inc. v. Magicjack LP, Magicjack holdings corporation, and Daniel Borislow, “Complaint for Patent Infringement,” filed with the United States District Court for the Southern District of Florida West Palm Beach Division, case No. 9:12-CV-81022, filed Sep. 21, 2012, 11 pages.
NetTalk.com, Inc. v. Magicjack LP, Magicjack holdings corporation, and Daniel Borislow, “Defendants’ Motion to Stay,” filed with the United States District Court for the Southern District of Florida West Palm Beach Division, case No. 9:12-CV-81022, filed Nov. 8, 2012, 13 pages.
NetTalk.com, Inc. v. Magicjack LP, Magicjack holdings corporation, and Daniel Borislow, “Defendants’ Motion to Dismiss,” filed with the United States District Court for the Southern District of Florida West Palm Beach Division, case No. 9:12-CV-81022, filed Nov. 13, 2012, 21 pages.
NetTalk.com, Inc. v. Magicjack LP, Magicjack holdings corporation, and Daniel Borislow, “Response in Opposition to Defendants’ Motion to Stay,” filed with the United States District Court for the Southern District of Florida West Palm Beach Division, case No. 9:12-CV-81022, filed Nov. 26, 2012, 12 pages.
NetTalk.com, Inc. v. Magicjack LP, Magicjack holdings corporation, and Daniel Borislow, “Response in Opposition to Defendants’ Motion to Dismiss,” filed with the United States District Court for the Southern District of Florida West Palm Beach Division, case No. 9:12-CV-81022, filed Dec. 3, 2012, 17 pages.
NetTalk.com, Inc. v. Magicjack LP, Magicjack holdings corporation, and Daniel Borislow, “Reply to Response to Motion to Defendant’s Motion to Stay,” filed with the United States District Court for the Southern District of Florida West Palm Beach Division, case No. 9:12-CV-81022, filed Dec. 6, 2012, 12 pages.
NetTalk.com, Inc. v. Magicjack LP, Magicjack holdings corporation, and Daniel Borislow, “Reply to Response to Motion to Defendant’s Motion to Dismiss,” filed with the United States District Court for the Southern District of Florida West Palm Beach Division, case No. 9:12-CV-81022, filed Dec. 13, 2012, 13 pages.
NetTalk.com, Inc. v. Magicjack LP, Magicjack holdings corporation, and Daniel Borislow, “Amended Complaint,” filed with the United States District Court for the Southern District of Florida West Palm Beach Division, case No. 9:12-CV-81022, filed Mar. 20, 2014, 16 pages.
NetTalk.com, Inc. v. Magicjack LP, Magicjack holdings corporation, and Daniel Borislow, “Plaintiff’s Opening Claim Construction Brief,” filed with the United States District Court for the Southern District of Florida West Palm Beach Division, case No. 9:12-CV-81022, filed Jun. 24, 2014, 20 pages.
NetTalk.com, Inc. v. Magicjack LP, Magicjack holdings corporation, and Daniel Borislow, “Defendants’ Opposition to Plaintiff’s Opening Claim Construction Brief,” filed with the United States District Court for the Southern District of Florida West Palm Beach Division, case No. 9:12-CV-81022, filed Jul. 8, 2014, 27 pages.
NetTalk.com, Inc. v. Magicjack LP, Magicjack holdings corporation, and Daniel Borislow, “Answer to Amended Complaint,” filed with the United States District Court for the Southern District of Florida West Palm Beach Division, case No. 9:12-CV-81022, filed Jul. 11, 2014, 23 pages.
NetTalk.com, Inc. v. Magicjack LP, Magicjack holdings corporation, and Daniel Borislow, “Plaintiff’s Reply to Defendants’ Opposition to Plaintiff’s Opening Claim Construction Brief,” filed with the United States District Court for the Southern District of Florida West Palm Beach Division, case No. 9:12-CV-81022, filed Jul. 16, 2014, 12 pages.
NetTalk.com, Inc. v. Magicjack LP, Magicjack holdings corporation, and Daniel Borislow, “Defendants’ Sur-Reply in Support of their Opposition to Plaintiff’s Opening Claim Construction Brief,” filed with the United States District Court for the Southern District of Florida West Palm Beach Division, case No. 9:12-CV-81022, filed Jul. 29, 2014, 13 pages.

(56)

References Cited

OTHER PUBLICATIONS

NetTalk.com, Inc. v. Magicjack LP, Magicjack holdings corporation, and Daniel Borislow, "Transcript of Markman Hearing held on Aug. 29, 2014 before Judge Darrin P. Gayles," filed with the United States District Court for the Southern District of Florida West Palm Beach Division, case No. 9:12-CV-81022, filed Sep. 11, 2014, 209 pages.

NetTalk.com, Inc. v. Magicjack LP, Magicjack holdings corporation, and Daniel Borislow, "Order on Claims Construction," filed with the United States District Court for the Southern District of Florida West Palm Beach Division, case No. 9:12-CV-81022, filed Dec. 1, 2014, 13 pages.

International Preliminary Report on Patentability for PCT Application PCT/US2010/022084 issued Aug. 9, 2011, 7 pages.

Written Opinion of the International Searching Authority for PCT Application PCT/US2010/022084 issued Mar. 8, 2010, 6 pages.

International Search Report for PCT Application PCT/US2010/022084 issued Jan. 26, 2010, 2 pages.

* cited by examiner

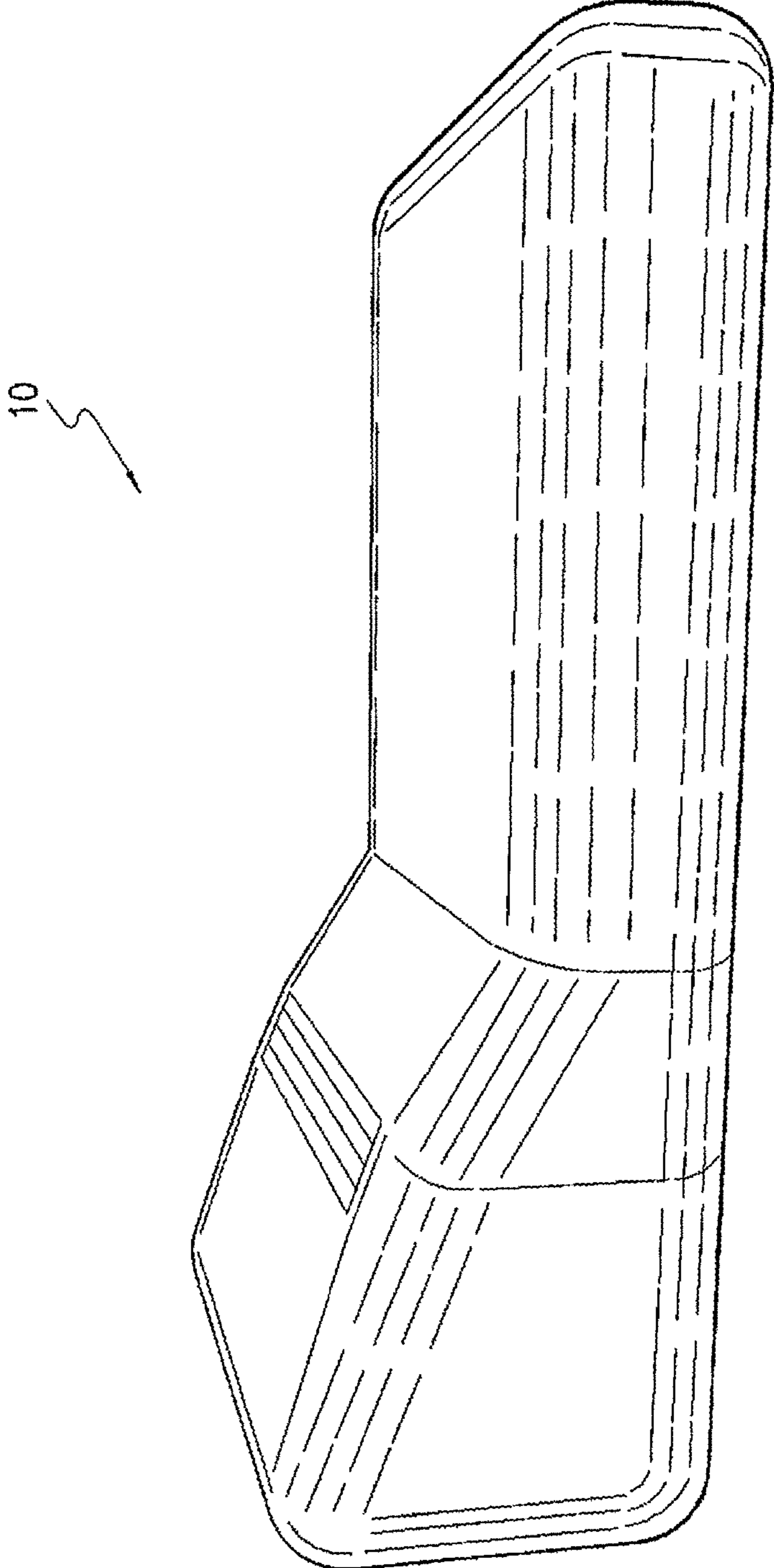
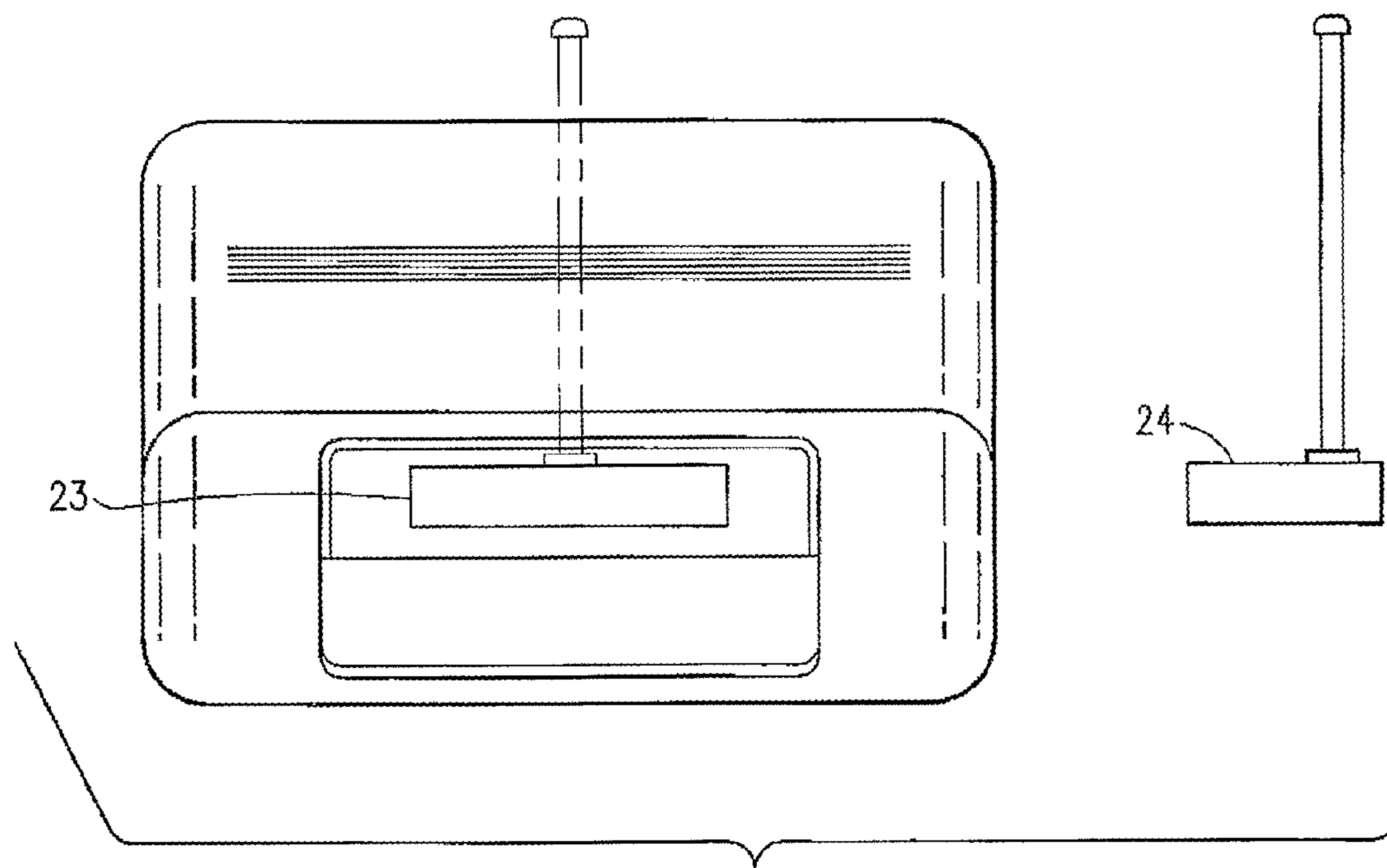
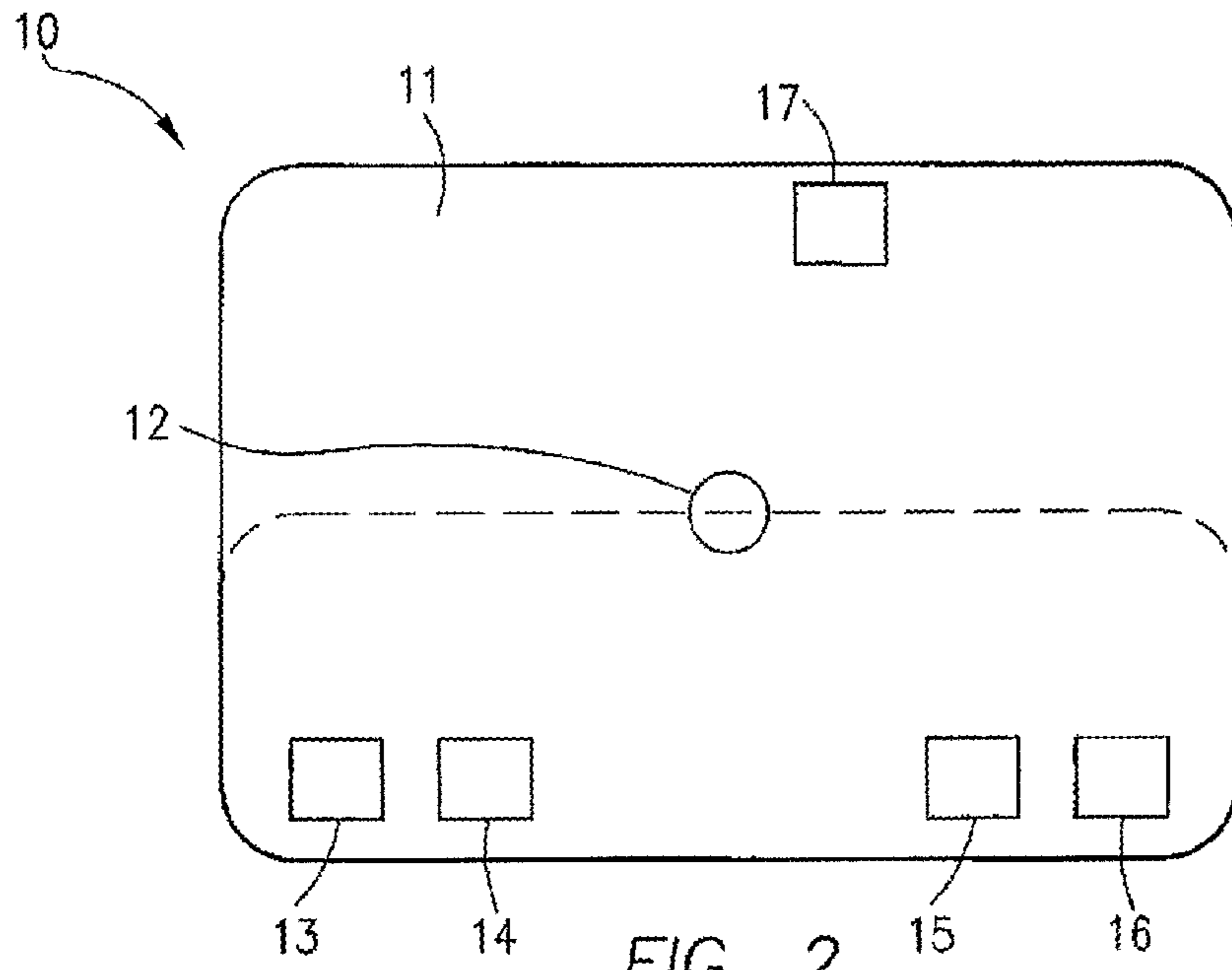


FIG. 1



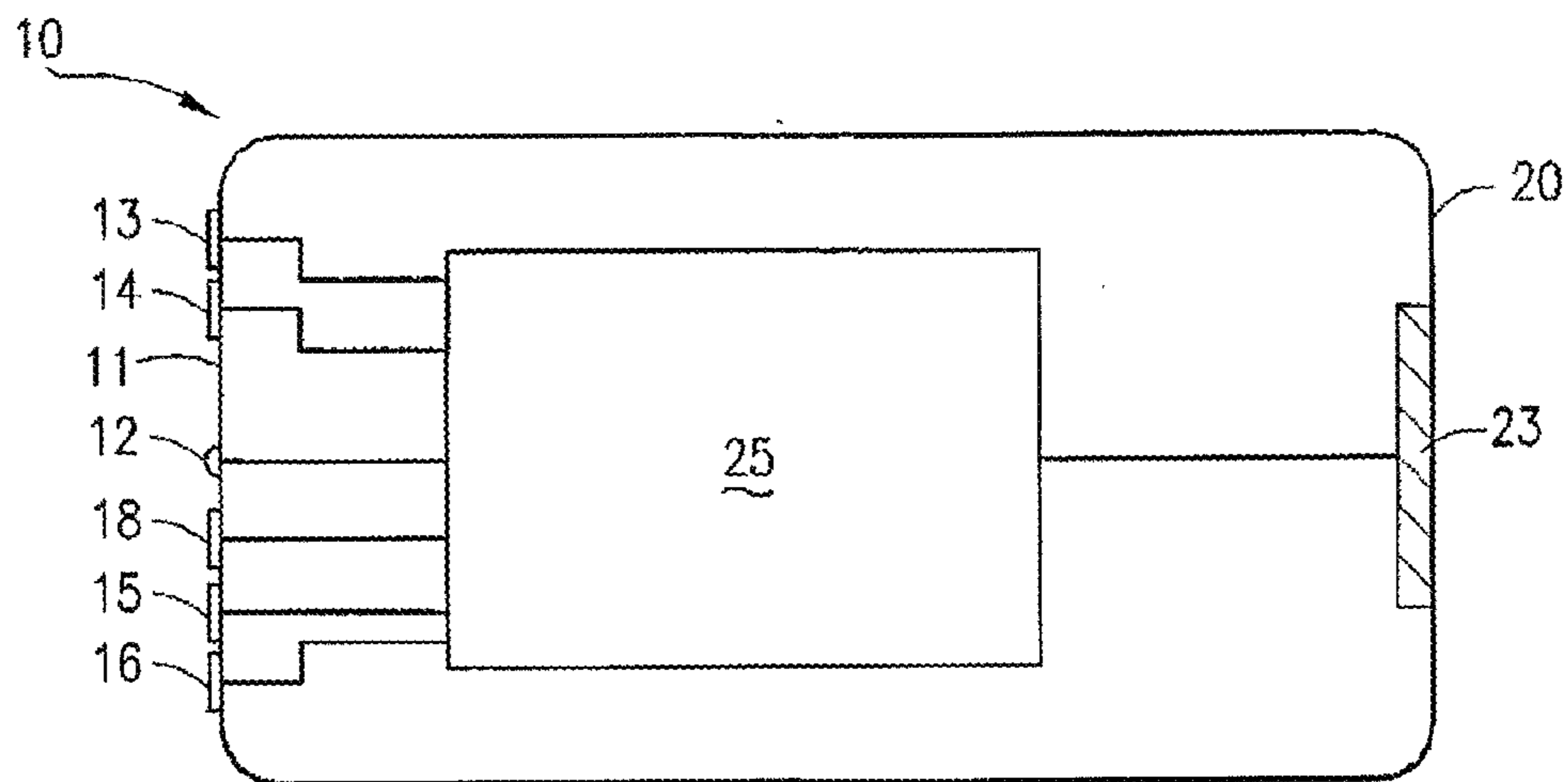


FIG. 4

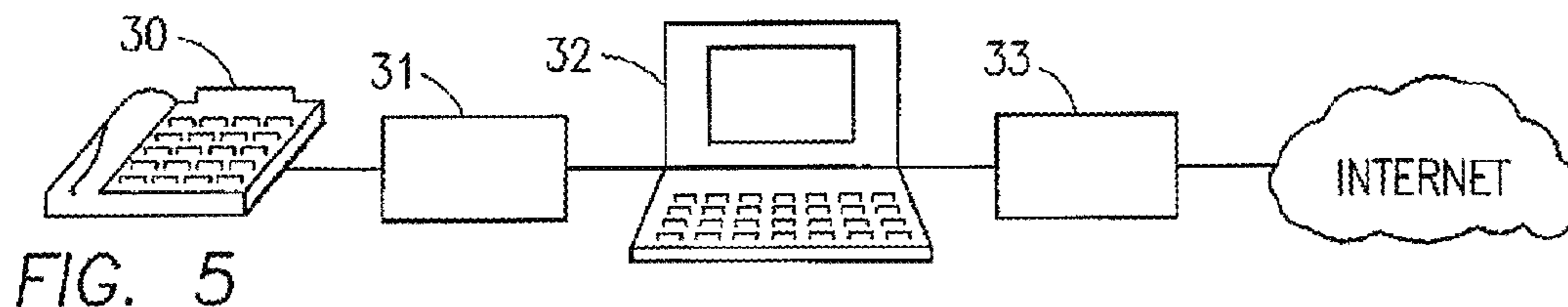


FIG. 5

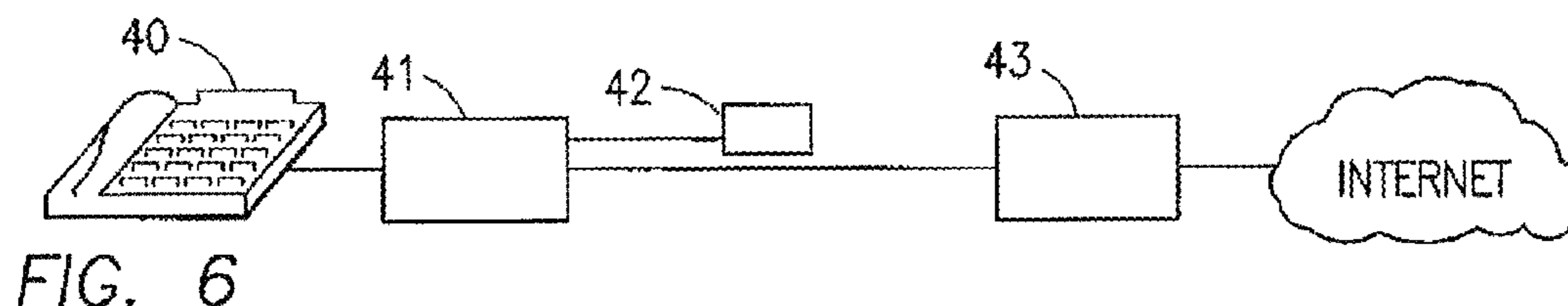


FIG. 6

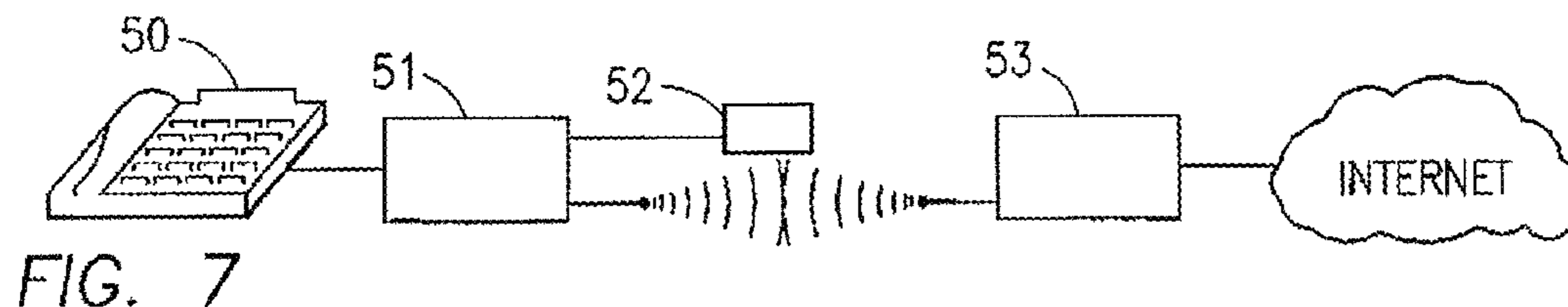


FIG. 7

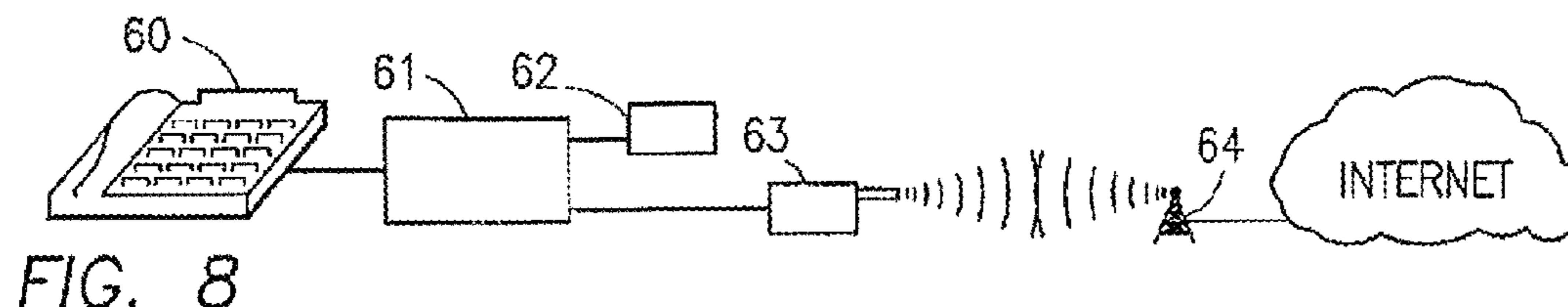


FIG. 8

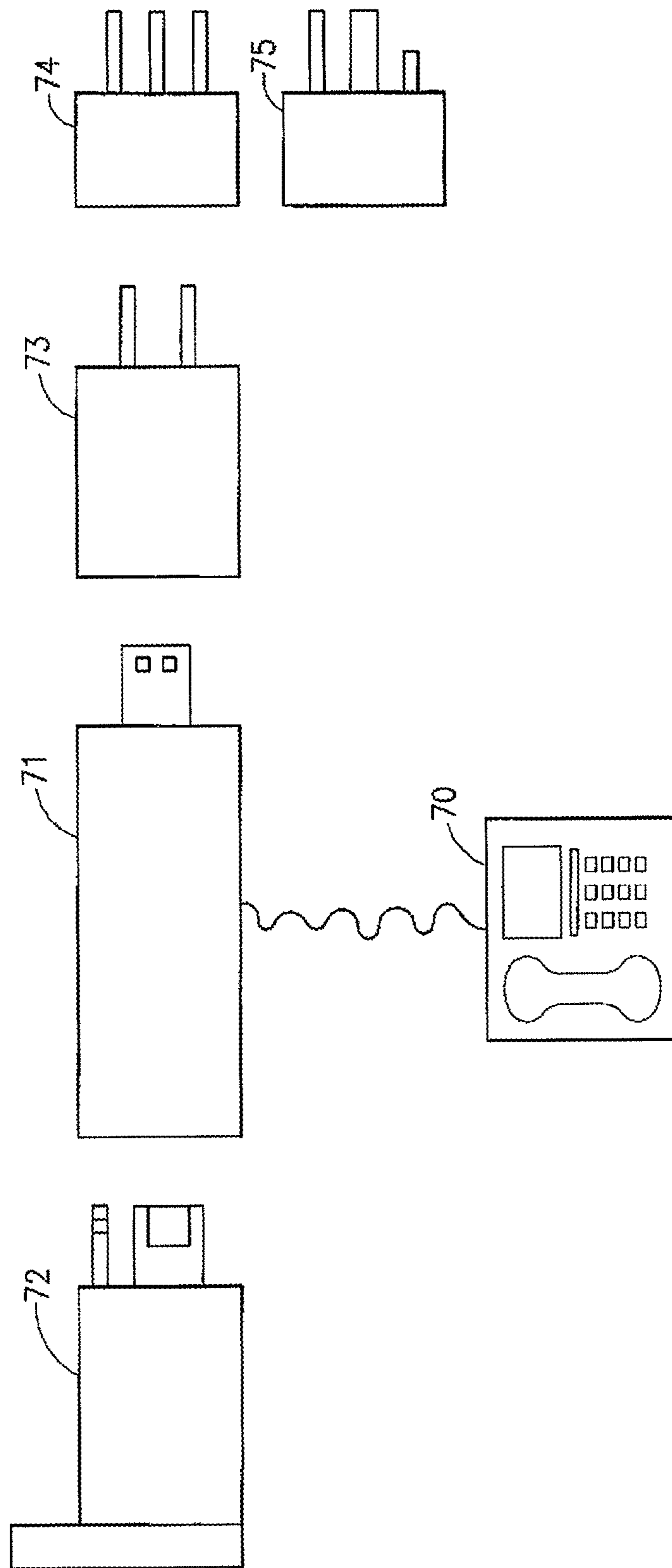


FIG. 9

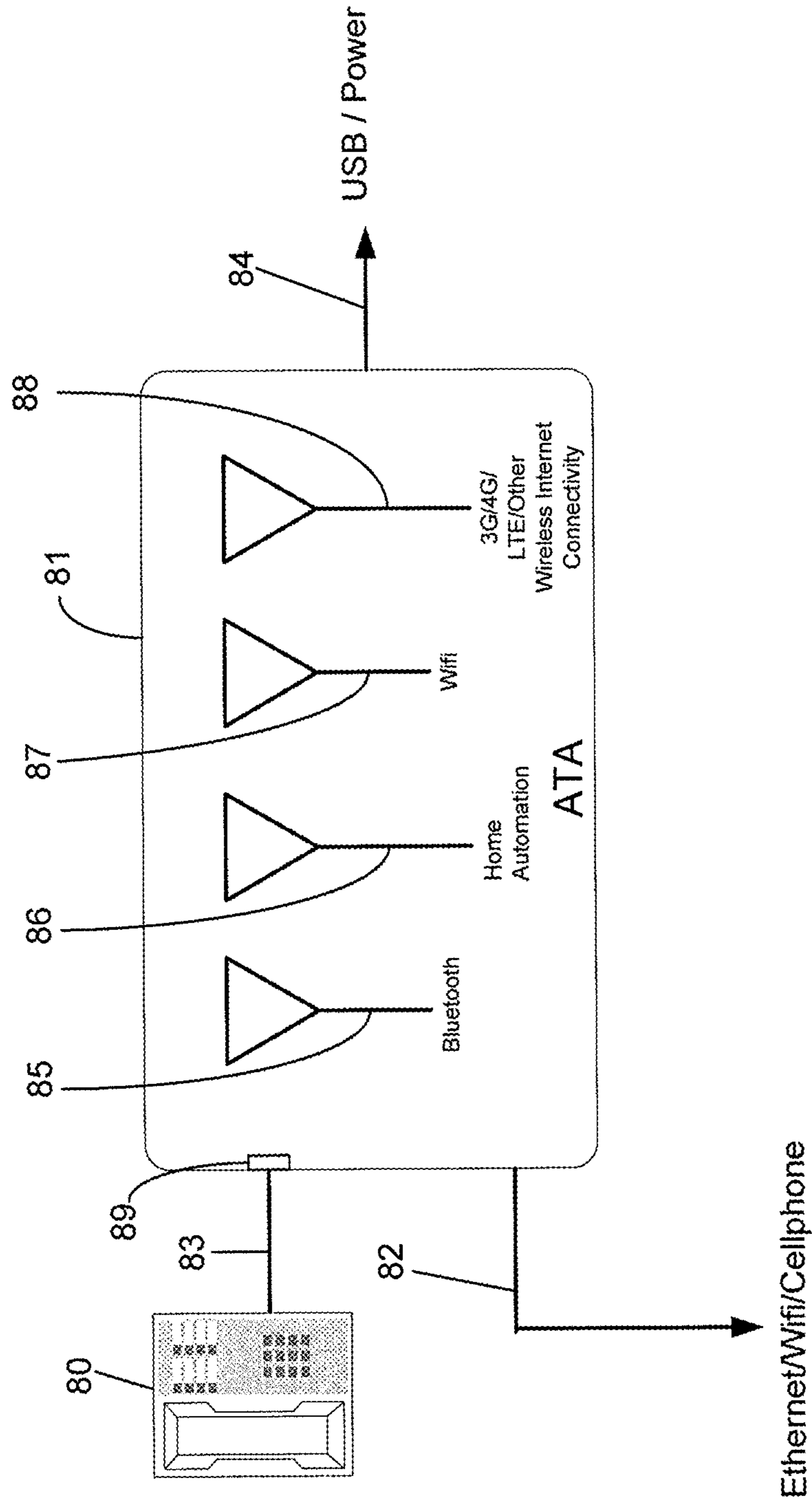


FIG. 10

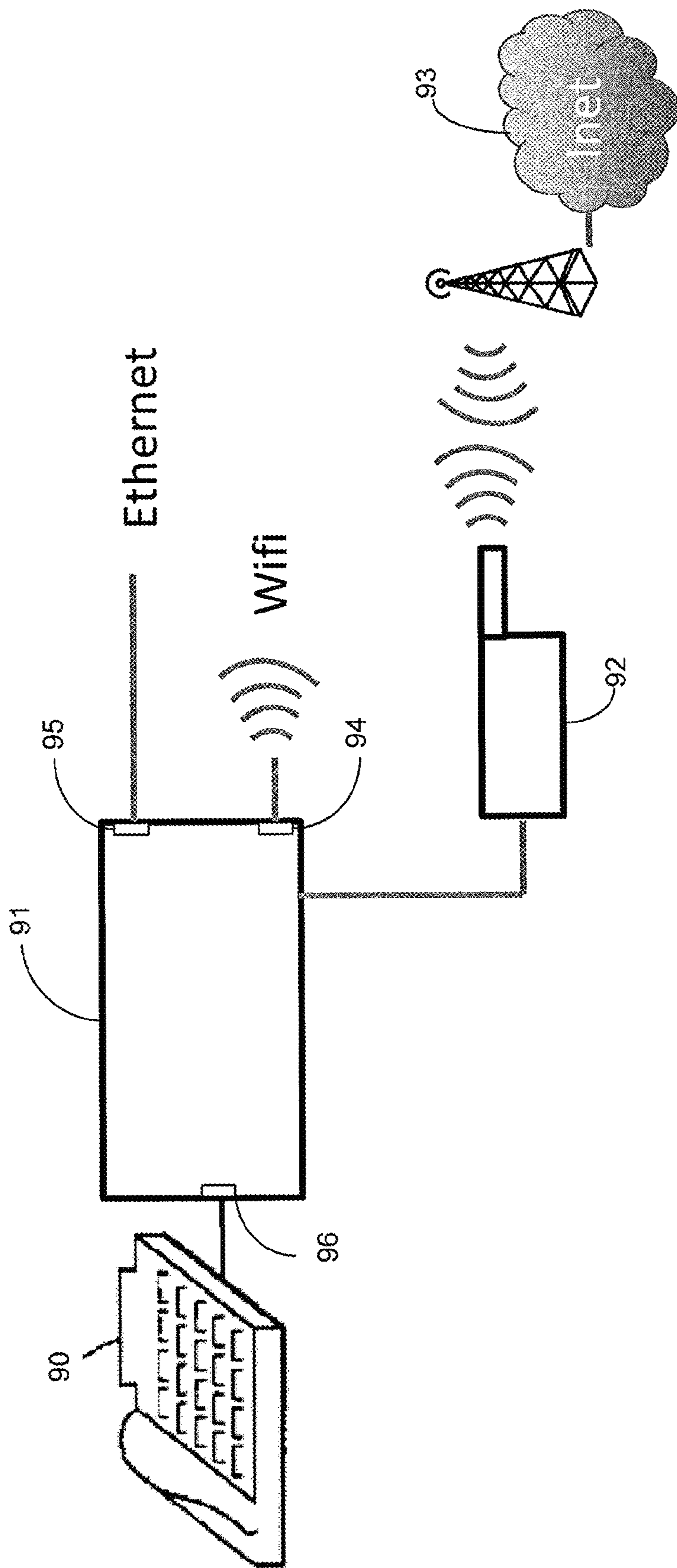


FIG. 11

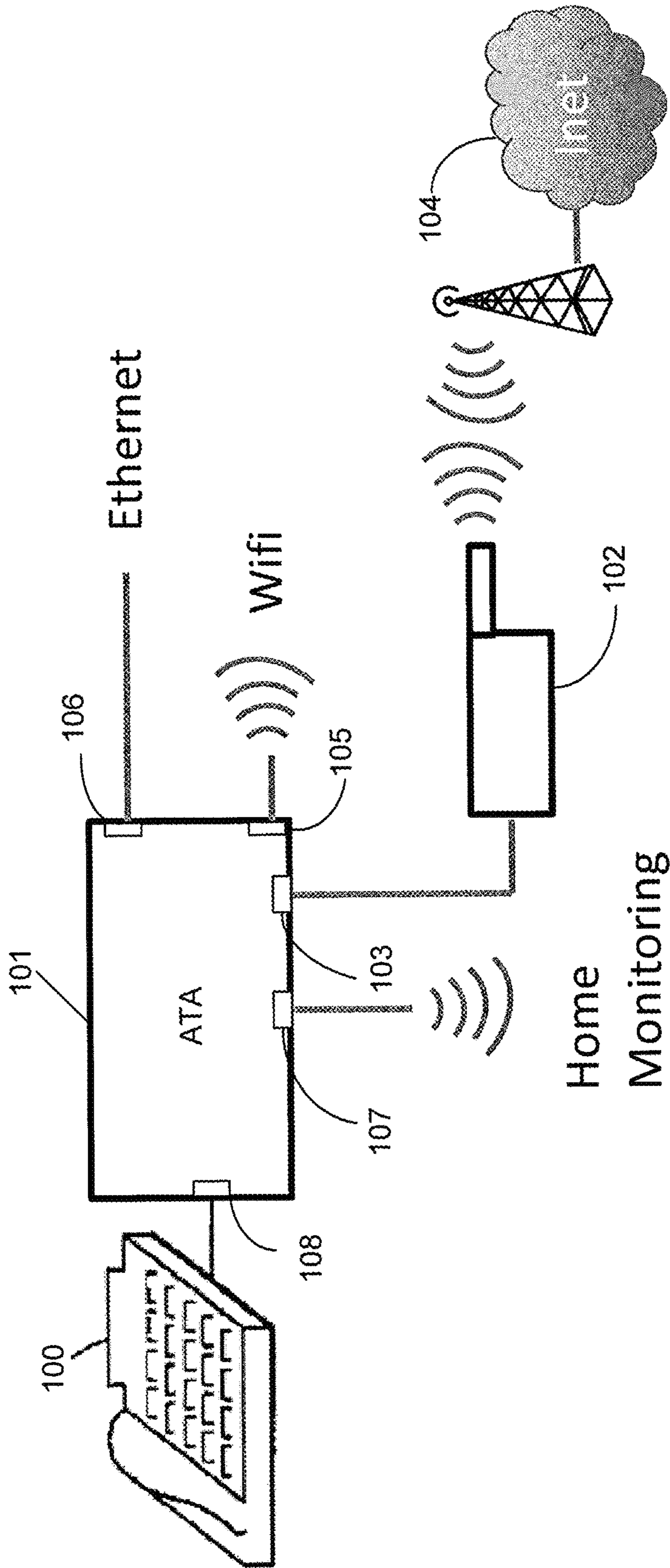


FIG. 12

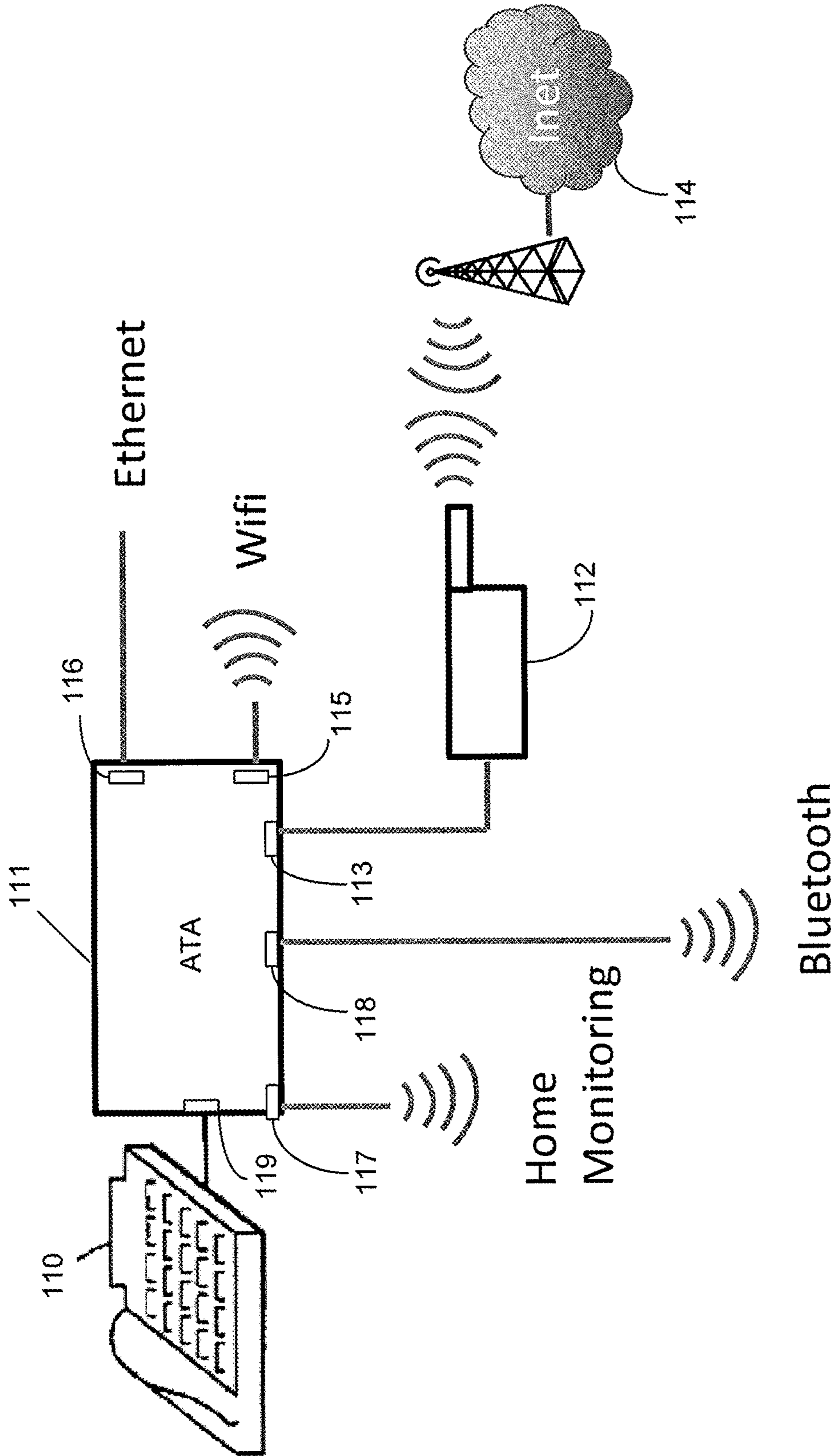


FIG. 13

VOIP ANALOG TELEPHONE SYSTEM**CROSS-REFERENCE TO COPENDING APPLICATION**

This application is a continuation of U.S. patent application Ser. No. 14/809,945 filed on Jul. 27, 2015 entitled "VoIP Analog Telephone System," a continuation of U.S. patent application Ser. No. 13/584,750 filed on Aug. 13, 2012 as a continuation-in-part of U.S. patent application Ser. No. 12/366,851, filed on Feb. 6, 2009, the contents of which are all herein incorporated by reference.

FIELD OF THE INVENTION

This invention relates to a telecommunications system for personal phones or residential users that enables Voice over Internet Protocol (VoIP) telephony and facsimile services, and more specifically to a multi-port VoIP telephone system that allows the user to gain access to telephone connectivity through the Internet and utilize an analog telephone handset by transmitting through a device that is connected to the Internet by using an USB (Universal Serial Bus) port of a computer already connected to the internet or by connecting directly to the Internet via an RJ 45 port (or Ethernet port) or an existing Wi-Fi network or any other way to get connected to the Broadband Internet such as Wireless 3G (Third Generation) Services or Bluetooth (the short range wireless connectivity standard).

DESCRIPTION OF RELATED ART

Land line telephone systems that include telephone handsets with wiring that goes through a publicly switched telephone network (PSTN) with a central office for switching are well known in the prior art. The basic technology behind how these systems are delivered has not changed much since its inception. Besides the fact that each individual phone set must be wired to be connected directly to each other individual handset during the telephone communication, the circuit is connected between both of the handsets and through the central office switchboard during the conversation.

Wireless telephony, which includes the use of wireless handsets and networks of cellular antennas, has increased immensely. This has allowed telephone users to connect to each other wirelessly from virtually any location that has access to a cellular network.

VoIP is a general term for a family of transmission technologies for delivery of voice communications over the Internet or other packet-switch networks. Other terms whose meaning is synonymous include IP telephony, Internet telephony, voice over broadband, broadband telephony, and broadband phone, all of which are used when network connectivity is available over broadband internet access. VoIP systems typically interface with traditional PSTN, allowing for transparent telephone communications world wide.

Typically, phones using a VoIP service can work from almost anywhere when connected to a computer that is accessing the Internet. However, some IP networks can be inherently unreliable and not provide a mechanism to ensure that data packets are delivered in sequential order. This can cause problems such as mitigating latency and jitter. Other problems can arise in channel routing VoIP traffic through firewalls and address translators.

In the last few years, VoIP services have begun to be marketed commercially. These services have become more feasible in large part because of the increased availability of broadband internet access. Subscribers to these VoIP services are able to make and receive calls as they would over a traditional PSTN. Full service VoIP phone companies provide inbound and outbound calling with direct inbound dialing.

In one VoIP scenario, an analog telephone adapter (ATA) is connected to and accesses the Internet through a computer with a broadband Internet connection and an existing telephone jack in order to provide service that is very similar to traditional PSTN. This service is typically offered by broadband internet service providers such as cable companies and telephone companies as a cheaper flat rate telephone service.

Another VoIP scenario involves using the signaling protocol Session Initiation Protocol (SIP). SIP is widely used for setting up and tearing down multimedia communication sessions such as voice and video calls over the internet. SIP can be used for creating, modifying, and terminating two party or multi-party sessions consisting of one or more media streams. A motivating goal for SIP was to provide a signaling and call set up protocol for IP based communications that can support a superset of the call processing functions and features present in the PSTN. It is designed to enable the construction of and various functionalities within network elements designated proxy servers and user agents that permit familiar telephone like operations such as dialing a number, causing a phone to ring, hearing ring back tones, or busy signal.

A primary limitation of existing VoIP systems is that they must use a computer in order to establish the requisite connection to the Internet.

What is needed is a VoIP analog telephone system for personal phones and residential users that allows the user to gain access to telephone connectivity by transmitting through the USB port of a computer or other device that is connected to the Internet or by connecting directly to the Internet via an RJ 45 port or an existing Wi-Fi network.

SUMMARY OF THE INVENTION

A multi-port VoIP analog telephone system for connecting personal phones and residential users that includes telephony and facsimile services comprising a conventional telephone or facsimile machine which includes a telephone jack and an ATA device that includes an RJ 45 port and at least one USB port and is connected to the telephone jack. The ATA device can be connected to a computer, a broadband modem through a RJ 45 port or a Wi-Fi router, allowing it to connect to the internet.

In its most basic setup, the system comprises the traditional analog telephone or facsimile machine connected to an ATA. The ATA is powered through its USB port either through a connection to a computer or through power adapter. The ATA can access the Internet directly through an RJ 45 port built in or indirectly by connecting through the ATA's USB port to a computer that is connected to the Internet or a device with access to the Internet through a cell phone network.

In a more advanced setup, the ATA hardware can be supplemented so that the ATA can access to the Internet wirelessly through a Wi-Fi network (or WiMax, or other standard wireless Internet networks) that is locally available or by a Bluetooth wireless connection to a computer already connected to the Internet.

The basic platform for the system includes a central processor, a storage medium, a memory source, a network interface card (NIC), a USB port, an Internet input, a RJ 11 port (or any telephone port), and a reset switch which is included with an LED. The USB port can be used to input a power source, an Internet connection, or both. CODEC and SLIC circuitry is connected to the processor. The platform also includes an RJ 45 connector and RJ 11.

The user can gain access to telephone connectivity either through the USB port of any computer or cell phone like devices with Internet access, through an RJ 45 port connected to a switch, modem, or router without the need of a computer, or via a built-in Wi-Fi receiver without the need for a computer connection. The wireless connection through cell phone like devices can be through a GSN, EVDO, CODMA, and/or WIMAX network or other wireless networks.

The system also has an option for onboard dialers, ringtones, ring light, port inter phase for normal and/or Bluetooth auto input/output that completely eliminates the need for an external analog telephone device if the user so desires.

The ATA uses a SIP protocol hosted locally to provide the telephony functionality. The telephone system includes normal features such as call hold, call transfer with or without consultation, call waiting, three party conference, call forwarding, do not disturb, speed dial, repeat dial on busy, caller ID number and name, caller ID block, anonymous call rejection, configurable country tones, distinctive ring, hot line, call hunting between extension, speed dial of ten numbers and address, message wait indication, visual message waiting indication, configurable hook flash, adaptive jitter buffer, facsimile (transparent and facsimile relay), 411 information, and advanced voice security features such as RTP.

The system itself is plug-in-play and may have a CD that will help to install drivers on the computer connected to the Internet. The multi-port functional approach is also plug-in-play. The telephone functionality is auto configured and the ATA will take the user configuration from the network. The user sets the user account from a web page. The ATA can be identified by its MAC address and/or a serial number that can be electronically webbed.

It is an object of this invention to provide a VoIP analog telephone system that can be connected to the Internet either directly or indirectly, with the ability to use several means of connecting to establish telephone communications.

It is another object of this invention to provide a VoIP telephone system for personal telephone use that allows for connection to a computer through the USB port wherein the computer does not need an SIP application in order to allow clean computer sharing.

It is another object of this invention to provide a VoIP telephone system that provides unlimited calls to fixed phones throughout the United States, prepaid premium phone features, and VoIP service with any fixed phone, all while using an analog telephone headset.

In accordance with these and other objects which will become apparent hereinafter, the instant invention will now be described with particular reference to the accompanying drawings.

BRIEF DESCRIPTION OF THE DRAWINGS

FIG. 1 shows a perspective view of the present invention.
FIG. 2 shows a block diagram of the connections used in the present invention.

FIG. 3 shows a block diagram of the connections used in the present invention.

FIG. 4 shows a top plan view of the connections used in the present invention.

FIG. 5 shows a schematic diagram of the present invention using a USB connection to a computer.

FIG. 6 shows a schematic diagram of the present invention using an Ethernet connection.

FIG. 7 shows a schematic diagram of the present invention using a Wi-Fi connection.

FIG. 8 shows a schematic diagram of the present invention using a USB connection to a cell phone.

FIG. 9 shows a schematic exploded diagram of the present invention with power connector adapters and power adapters.

FIG. 10 shows a schematic diagram of an alternative embodiment of the analog telephone adapter of the present invention.

FIG. 11 shows a schematic diagram of the present invention having a plurality of internet connections.

FIG. 12 shows a schematic diagram of the present invention having connectivity with a home monitoring system.

FIG. 13 shows a schematic diagram of the present invention having connectivity with a home monitoring system and Bluetooth connectivity.

DETAILED DESCRIPTION

Referring now to the drawings and, in particular, FIGS. 1 through 3 the heart of the present invention is the ATA 10, which is a rigid device with a tall end 11 and a short end 20. The tall end 11 houses several of the ports that are needed to enable the numerous functions of the invention. An LED light 12 provides a visual display of the current power and operational state of the ATA 10. The reset button 17, when depressed by a user, shuts down and then immediately restarts the ATA 10. Two USB ports 13, 14 perform the function of providing data input/output as well as power input to the device. An Ethernet port 15 allows an Ethernet cord to be directly connected to the ATA 10 so that the invention can be used without a computer with Internet access. The telephone jack 16 is where the ATA 10 can receive a connection from an analog telephone handset.

The short end 20 of the invention contains a Wi-Fi adapter port 23. In order to enable the ATA 10 to employ a Wi-Fi Internet connection to utilize VoIP service, a Wi-Fi adapter 24 must be inserted into the Wi-Fi adapter port 23. When the Wi-Fi adapter 24 is fully engaged with the Wi-Fi adapter port 23, the ATA will search for available Wi-Fi networks and connect to an available Wi-Fi network.

Referring now to FIG. 4, the control circuitry 25 in the ATA 10 contain several key components, all of which is mounted on to a platform. The heart of the circuitry components is the central processor 25. The ATA 10 also requires a random access memory component, a NIC component, and a storage medium component. In addition, the storage medium will contain the necessary software to perform the basic VoIP operations, including CODEC, SLIC, and SIP. Each of these components connect work through the processor and the various ports depending upon a particular input from the Internet and output to the Internet that will be achieved from the physical connection to an analog telephone handset.

Referring now to FIG. 5, the basic telephone VoIP system is shown that includes an analog telephone handset 30 as one would find in the conventional residence or even commercially. The analog telephone handset 30 is connected to the

5

ATA 31 through the ATA's 31 telephone port (RJ 11 or compatible). The ATA 31 is shown connected to a computer 32 through a USB cord that is connected to the computer 32 and to the USB port on the ATA 31. The computer 32 is shown wired to a modem 33 (or router, modem/router combination device and/or a switch), which the computer is using to obtain access to the Internet. The ATA 31 receives power and accesses the Internet through the computer's 32 existing power supply and Internet access and is able to provide VoIP service through the computer's 32 Internet connection. When the VoIP system is configured in this way, a user is able to place and receive telephone calls nationwide without the analog telephone headset 30 being wired through a PSTN.

Referring now to FIG. 6, the VoIP system that does not require a computer is shown that includes a basic analog telephone handset 40. The analog telephone handset 40 is connected to the ATA 41 through the ATA's 41 telephone port (RJ 11 or compatible). The ATA 41 is shown connected to a USB electric plug adapter 42 through a USB cord that is plugged into one of the ATA's 41 USB ports. The USB electric plug adapter 42 allows the ATA 41 to receive electrical power without a computer connection. The ATA 41 is also shown connected directly to a modem 43 (or router, modem/router combination device and/or a switch) with an Ethernet cord (RJ 45 or compatible) plugged into its Ethernet port. This allows the ATA 41 to access the Internet through the modem 43 without a computer connection. The ATA 41 is able to utilize a direct connection to the Internet through the ATA's 41 NIC component, which is similar to the NIC component found in computers. The NIC component may be on a NIC card or may be on a mainboard or equivalent. When the VoIP system is configured in this way, a user is able to place and receive telephone calls nationwide without the analog telephone handset 40 being wired through a PSTN and even without a wired connection to a computer.

Referring now to FIG. 7, the VoIP system that does not require a computer is shown that includes a basic analog telephone handset 50. The analog telephone handset 50 is connected to the ATA 51 through the ATA's 51 telephone port (RJ 11 or compatible). The ATA 51 is shown connected to a USB electric plug adapter 52 through a USB cord that is plugged into one of the ATA's 51 USB ports. The USB electric plug adapter 52 allows the ATA 51 to receive electrical power without a computer connection. The ATA 51 is also shown exchanging wireless signals with a wireless router 53. This facilitates the ATA 51 to access the Internet wirelessly through the wireless router 53 without a computer connection or even a wired connection to a modem, router, modem/router combination device and/or a switch. The ATA 51 is able to connect to the wireless signal through the ATA's 51 Wi-Fi adapter and the ATA 51 utilizes the connection to the Internet through the ATA's 51 NIC component, which is similar to the NIC component found in computers. When the VoIP system is configured in this way, a user is able to place and receive telephone calls nationwide without the analog telephone handset 50 being wired through a PSTN and even without the a wired connection to a computer or a modem.

Referring now to FIG. 8, the VoIP system that does not require a computer is shown that includes a basic analog telephone handset 60. The analog telephone handset 60 is connected to the ATA 61 through the ATA's 61 telephone port (RJ 11 or compatible). The ATA 61 is shown connected to a USB electric plug adapter 62 through a USB cord that is plugged into one of the ATA's 61 USB ports. The USB electric plug adapter 62 allows the ATA 61 to receive

6

electrical power without a computer connection. The ATA 61 is also shown connected to a cell phone 63 through a USB cord that is plugged into one of the ATA's 61 USB ports. When configured in this manner, the ATA 61 can access the Internet through the cell phone's 63 Internet connection. Generally, it is through a cell phone's 63 connection to the cell phone tower 64, whether the connection is of a GSM, CDMA, or EVDO standard, that the cell phone is able to obtain access to the Internet. However, the ATA 61 can also access the Internet through the cell phone 63 if the cell phone is connecting to the Internet through an available Wi-Fi or WIMAX signal.

Either way, this configuration provides the most flexibility in terms of location and facilitates the ATA 61 to access the Internet wirelessly cell phone 63 without a computer connection, a wired connection to a modem, router, modem/router combination device and/or a switch, or even a nearby Wi-Fi signal. When the VoIP system is configured in this way, a user is able to place and receive telephone calls nationwide without the analog telephone handset 60 being wired through a PSTN and even without the a wired connection to a computer or a modem, or even a WLAN nearby.

Referring now to FIG. 9 the system is shown set up to have the analog phone 70 connected to ATA 71 to include the WI-FI device 72 and a series of power adapters 73, 74, and 75 which are power connector adapters.

Referring now to FIG. 10, an embodiment of a VoIP system that includes an ATA and does not require a computer but can be used with a computer connected using the USB port 84 is shown that includes a basic analog telephone handset 80. An analog telephone handset 80 or computer may be connected to the ATA 81. The analog telephone handset 80 may be wired to the ATA 81 or connected through the ATA's 81 telephone port (RJ 11 or compatible) 89. The ATA 81 as shown may include an Ethernet connection 82, phone line connection 83, or both. In addition, the ATA includes a power source, and power may be provided via a connection 84 to a USB electric plug adapter through a USB cord that is plugged into one of the ATA's USB ports. A USB electric plug adapter allows the ATA 81 to receive electrical power without a computer connection. The ATA 81 also includes a variety of transceivers for communication via systems such as Bluetooth 85, a wireless home automation network 86, WiFi 87 or cellular telephone service, such as 3G, 4G, LTE or any other similar service known in the art. Thus, the ATA may act as a router or access point for transmitting and receiving signals via 3G, 4G, LTE, WiFi, WiMAX and/or any other known interface.

Other embodiments of the system of the invention is shown in FIGS. 11-13.

Referring now to FIG. 11, the VoIP system that does not require a computer is shown that includes a basic analog telephone handset 90. The analog telephone handset 90 is connected to the ATA 91 through the ATA's 91 telephone port (RJ 11 or compatible) 96. The ATA 61 is shown connected to a cell phone 92. The connection may be through a USB cord that is plugged into one of the ATA's 91 USB ports. When configured in this manner, the ATA 91 can access the Internet 93 through the cell phone's 92 Internet connection. Generally, connection to the internet may be through a cell phone's 92 connection to the cell phone tower, whether the connection is of a GSM, CDMA, LTE, EVDO, or other standard, that the cell phone is able to obtain access to the Internet. However, the ATA 91 can also access the Internet through the cell phone 92 if the cell phone is connecting to the Internet through an available Wi-Fi or WIMAX signal. Alternatively, the cell phone function may

be built into the ATA **91** as shown in FIG. **10**. In addition, the ATA may connect to the Internet through the ATA's WiFi adapter **94** or Ethernet port **95**.

Referring now to FIG. **12**, the VoIP system that does not require a computer is shown that includes a basic analog telephone handset **100**. The analog telephone handset **100** is connected to the ATA **101** through the ATA's **101** telephone port (RJ 11 or compatible) **108**. The ATA **101** is shown connected to a cell phone **102**. The connection may be through a USB cord that is plugged into one of the ATA's **101** USB ports **103**. When configured in this manner, the ATA **101** can access the Internet **104** through the cell phone's **102** Internet connection. Generally, connection to the Internet may be through a cell phone's **102** connection to the cell phone tower, whether the connection is of a GSM, CDMA, LTE, EVDO or other standard, that the cell phone is able to obtain access to the Internet. However, the ATA **101** can also access the Internet through the cell phone **102** if the cell phone is connecting to the Internet through an available Wi-Fi or WIMAX signal. Alternatively, the cell phone function may be built into the ATA **101** as shown in FIG. **10**. In addition, the ATA may connect to the Internet through the ATA's USB port **103**, WiFi adapter **105** or Ethernet port **106**.

The ATA may then interface with a home automation sensor, actuator or network, all of which are "home automation network" hereafter, via a wireless interface port **107**. The connection to the home automation network may be a 433 MHz or equivalent network, Digital European Cordless Telecommunications (DECT) system, Zigbee or Z-Wave system or other wireless interface to connect with a home automation network, including thermostats or other climate control devices, lighting, or alarm systems. Other elements to a home automation network include two-way cameras, two way voice communication, climate control access and adjustment, including HVAC equipment and fans, alarm setup and monitoring for conditions such as smoke, fire, access violations, perimeter monitoring, motion sensors, remote door commands, and fire suppression system control. In addition, the ATA may work with the home automation network to coordinate scheduled events such as preset lighting and temperature control. The ATA may work with the home automation network to use event triggered macros, such as adding lighting at night when motion occurs in a room, or setting temperature when an alarm has been armed.

The ATA also supports existing Ethernet, USB, and Wifi interfaces to connect the elements of the home automation network with these interfaces. "Home automation network" also includes sensors, actuators and systems for one or more homes, vehicles, business establishments, and the like, in multiples or in combinations.

The Internet connection may be through a USB cord that is plugged into one of the ATA's **101** USB ports **103**. When configured in this manner, the ATA **101** can access the Internet **104** through the cell phone's **102** Internet connection. Generally, connection to the internet may be through a cell phone's **102** connection to the cell phone tower, whether the connection is of a GSM, CDMA, LTE, EVDO, or other standard, that the cell phone is able to obtain access to the Internet. However, the ATA **101** can also access the Internet through the cell phone **102** if the cell phone **102** is connecting to the Internet **104** through an available Wi-Fi or WIMAX signal. Alternatively, the cell phone function may be built into the ATA **101** as shown in FIG. **10**. In addition, the ATA **101** may connect to the Internet **104** through the ATA's USB **103**, Wifi adapter **105** or Ethernet port **106**.

Referring now to FIG. **13**, another embodiment of a VoIP system that does not require a computer is shown that includes a basic analog telephone handset **110**. The analog telephone handset **110** is connected to the ATA **111** through the ATA's **111** telephone port (RJ 11 or compatible) **119**. The ATA **111** is shown connected to a cell phone **112**. The connection may be through a USB cord that is plugged into one of the ATA's **111** USB ports **113**. When configured in this manner, the ATA **111** can access the Internet **114** through the cell phone's **112** Internet connection. Generally, connection to the Internet may be through a cell phone's **102** connection to the cell phone tower, whether the connection is of a GSM, CDMA, LTE, EVDO, or other standard, that the cell phone is able to obtain access to the Internet. However, the ATA **111** can also access the Internet through the cell phone **112** if the cell phone is connecting to the Internet through an available Wi-Fi or WIMAX signal. In addition, the ATA may connect to the Internet through the ATA's USB port **113**, WiFi adapter **115** or Ethernet port **116**. The ATA may then interface with a home automation network **117** as described above. The ATA **111** may also have a Bluetooth interface **118**. The Bluetooth interface **118** may allow for connection to headsets. In addition, a Bluetooth connection may be made to a telephone handset using CELLiNK™ or similar technology. With a connection to a Bluetooth handset, the system provides a telephonic connection.

While several connections are described herein, the various permutations of all of the elements of connectivity and communication are also contemplated herein.

The instant invention has been shown and described herein in what is considered to be the most practical and preferred embodiment. It is recognized, however, that departures may be made therefrom within the scope of the invention and that obvious modifications will occur to a person skilled in the art.

The invention claimed is:

1. An analog telephone adapter (ATA) that enables VoIP telephony services and is configured to allow a user to gain telephone connectivity between an analog telephone and the internet, the ATA comprising:

a rigid housing including
 a USB port,
 an Ethernet port,
 a telephone port configured to transmit signals to, and receive signals from, the analog telephone;
 a processor,
 a non-transitory storage medium, and
 a network interface card;

the ATA having

a first configuration wherein the ATA is configured to communicate with the internet via the USB port and to relay communications from the telephone port to the USB port to enable telephony services;
 a second configuration wherein the ATA is configured to communicate with the internet via the Ethernet port and to relay communications from the telephone port to the Ethernet port to enable telephony services;
 the non-transitory storage medium having
 a first instruction for the processor to automatically detect internet connectivity at the USB port,
 a second instruction for the processor to automatically detect internet connectivity at the Ethernet port,

9

a third instruction for the processor to automatically configure the ATA into the first configuration upon a determination of internet connectivity at the USB port and no internet connectivity at the Ethernet port, and

a fourth instruction for the processor to automatically configure the ATA into the second configuration upon a determination of internet connectivity at the Ethernet port and no internet connectivity at the USB port.

2. The ATA of claim 1, further comprising:
the non-transitory storage medium having

a fifth instruction for the processor to automatically configure the ATA into the second configuration upon a determination of internet connectivity at both the Ethernet port and internet connectivity at the USB port.

3. The ATA of claim 1, further comprising:
a Wi-Fi adapter secured in the USB port.

4. The ATA of claim 3, further comprising:
the non-transitory storage medium having
a fifth instruction for the processor to store Wi-Fi parameters in the non-transitory storage medium.

5. The ATA of claim 1,
wherein
in the first configuration the ATA is configured to receive communications in a first format from the telephone port and transmit communications in a second format from the USB port; in the second configuration the ATA is configured to receive communications in the first format from the telephone port and transmit communications in a third format from the Ethernet port; and the second format is different than the third format.

6. The ATA of claim 1,
wherein the USB port, the Ethernet port, and the telephone port are all located on a single end of the rigid housing.

7. The ATA of claim 1, wherein
the USB port communication with the internet in the first configuration is independent from the Ethernet port communication with the internet in the second configuration.

8. The ATA of claim 1, wherein
the third instruction for the processor is configured to provide plug-in-play functionality.

9. An analog telephone adapter (ATA) for VoIP telephony services configured to allow a user to gain telephone connectivity between an analog telephone and the internet, the ATA comprising:
a rigid body including
a USB port,
an Ethernet port,
a telephone port configured to transmit signals to, and receive signals from, the analog telephone;
a processor,
a non-transitory storage medium, and
a network interface card;
the ATA having
a first configuration wherein the ATA is configured to relay communications from the telephone port to the USB port to enable telephony services via the internet;
a second configuration wherein the ATA is configured to

10

relay communications from the telephone port to the Ethernet port to enable telephony services via the internet;

the non-transitory storage medium having
a plug-in-play instruction set for the processor to automatically configure the ATA into the first configuration upon a determination that the USB port is enabled as a first active internet interface and automatically configure the ATA into the second configuration upon a determination that the Ethernet port is enabled as a second active internet interface;

wherein the first active internet interface is independent of the second active internet interface.

10. The ATA of claim 9, wherein
the first active internet interface is configured to transmit data using a first transmission protocol,
the second active internet interface is configured to transmit data using a second transmission protocol, and the first transmission protocol is distinct from the second transmission protocol.

11. The ATA of claim 9, wherein
the first active internet interface is configured to transmit data using a first transmission protocol,
the second active internet interface is configured to transmit data using a second transmission protocol,
the telephone port is configured to receive data in a third transmission protocol, and
the third transmission protocol is distinct from both the first transmission protocol and the second transmission protocol.

12. The ATA of claim 9, wherein
a determination that the USB port is enabled as the first active internet interface is exclusive of a determination that the Ethernet port is enabled as the second active internet interface, and a determination that the Ethernet port is enabled as the second active internet interface is exclusive of a determination that the USB port is enabled as the first active internet interface.

13. The ATA of claim 9, wherein the
the non-transitory storage medium includes a Wi-Fi instruction set for the processor to store Wi-Fi parameters in the non-transitory storage medium, and the ATA includes a Wi-Fi adapter in the USB port.

14. An analog telephone adapter (ATA) that enables VoIP telephony services and is configured to allow a user to gain telephone connectivity between an analog telephone and the internet, the ATA comprising:
a rigid housing including
a USB port,
an Ethernet port,
a telephone port configured to transmit signals to, and receive signals from, the analog telephone;
a processor,
a non-transitory storage medium, and
a network interface card;
the ATA having
a first configuration wherein the ATA is configured to communicate with the internet via the USB port and to
relay communications from the telephone port to the USB port to enable telephony services;
a second configuration wherein the ATA is configured to
communicate with the internet via the Ethernet port
and to

11

relay communications from the telephone port to the Ethernet port to enable telephony services;
 the non-transitory storage medium having
 a first instruction for the processor to automatically detect internet access at the USB port,
 a second instruction for the processor to automatically detect internet access at the Ethernet port,
 a third instruction for the processor to automatically configure the ATA into the first configuration upon a determination of internet access at the USB port and no internet access at the Ethernet port, and
 a fourth instruction for the processor to automatically configure the ATA into the second configuration upon a determination of internet access at the Ethernet port and no internet access at the USB port.

15. The ATA of claim **14**, further comprising:
 the non-transitory storage medium having a fifth instruction for the processor to automatically configure the ATA into the second configuration upon a determination of internet connectivity at both the Ethernet port and internet connectivity at the USB port.

16. The ATA of claim **14**, further comprising:
 a Wi-Fi adapter secured in the USB port, and
 the non-transitory storage medium having a fifth instruction for the processor to store Wi-Fi parameters in the non-transitory storage medium.

12

17. The ATA of claim **14**,
 wherein
 in the first configuration the ATA is configured to receive communications in a first format from the telephone port
 and transmit communications in a second format from the USB port; in the second configuration the ATA is configured to
 receive communications in the first format from the telephone port
 and transmit communications in a third format from the Ethernet port; and the second format is different than the third format.

18. The ATA of claim **14**, wherein the USB port, the Ethernet port, and the telephone port are all located on a single end of the rigid housing.

19. The ATA of claim **14**, wherein
 the USB port communication with the internet in the first configuration is independent from the Ethernet port communication with the internet in the second configuration.

20. The ATA of claim **14**, wherein
 the third instruction for the processor is configured to provide plug-in-play functionality.

* * * * *