



US00D416380S

United States Patent [19]
Werman

[11] **Patent Number: Des. 416,380**
[45] **Date of Patent: ** Nov. 16, 1999**

- [54] **PORTION OF A SHOE SOLE**
- [75] Inventor: **Jonathan H. Werman**, Lighthouse Point, Fla.
- [73] Assignee: **Rugged Footwear Company**, Lighthouse Point, Fla.
- [**] Term: **14 Years**
- [21] Appl. No.: **29/101,597**
- [22] Filed: **Mar. 5, 1999**
- [51] **LOC (6) Cl.** **02-04**
- [52] **U.S. Cl.** **D2/959; D2/946; D2/947; D2/951; D2/957**
- [58] **Field of Search** D2/896, 897, 902, D2/906, 908, 909, 914, 916, 919, 946-962, 964, 977; 36/3 B, 11.5, 12-15, 25 R, 28, 32 R, 44, 59 C, 66, 75 R, 76 R, 85, 101, 103, 104, 106, 113-115, 124, 126, 127-130
- [56] **References Cited**
U.S. PATENT DOCUMENTS
D. 087,795 9/1932 Regan D2/960

D. 295,462	5/1988	Brown et al.	D2/955
D. 302,901	8/1989	Mitsui	D2/959
D. 335,020	4/1993	Issler	D2/957
D. 348,148	6/1994	Limauro	D2/954
D. 359,385	6/1995	Meraw	D2/380
D. 380,289	7/1997	Sand	D2/959
D. 387,864	12/1997	Hatfield	D2/953
1,159,738	11/1915	Bibeault	36/36 R

Primary Examiner—Celia Murphy
Attorney, Agent, or Firm—John L. Welch, Esq.

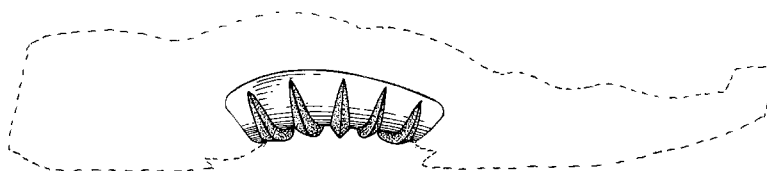
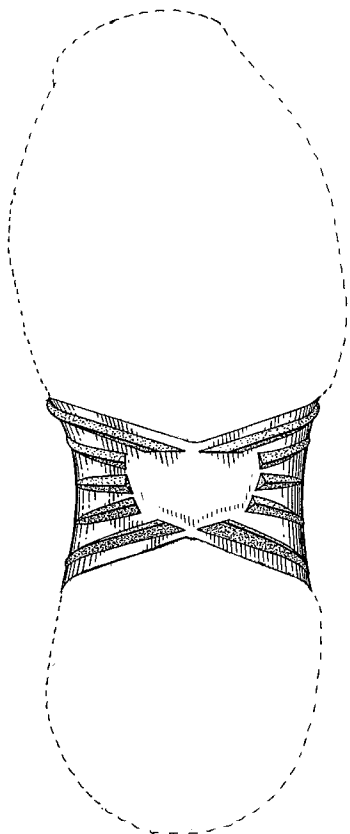
[57] **CLAIM**

The ornamental design for a portion of a shoe sole, as shown and described.

DESCRIPTION

FIG. 1 is a bottom plan view of the portion of a shoe sole according to my new design;
FIG. 2 is an elevational view of the left side of the portion of a shoe sole of FIG. 1; and,
FIG. 3 is an elevational view of the right side of the portion of a shoe sole of FIG. 1.
The broken line showing of the remainder of the shoe sole is environmental only and forms no part of the design.

1 Claim, 2 Drawing Sheets



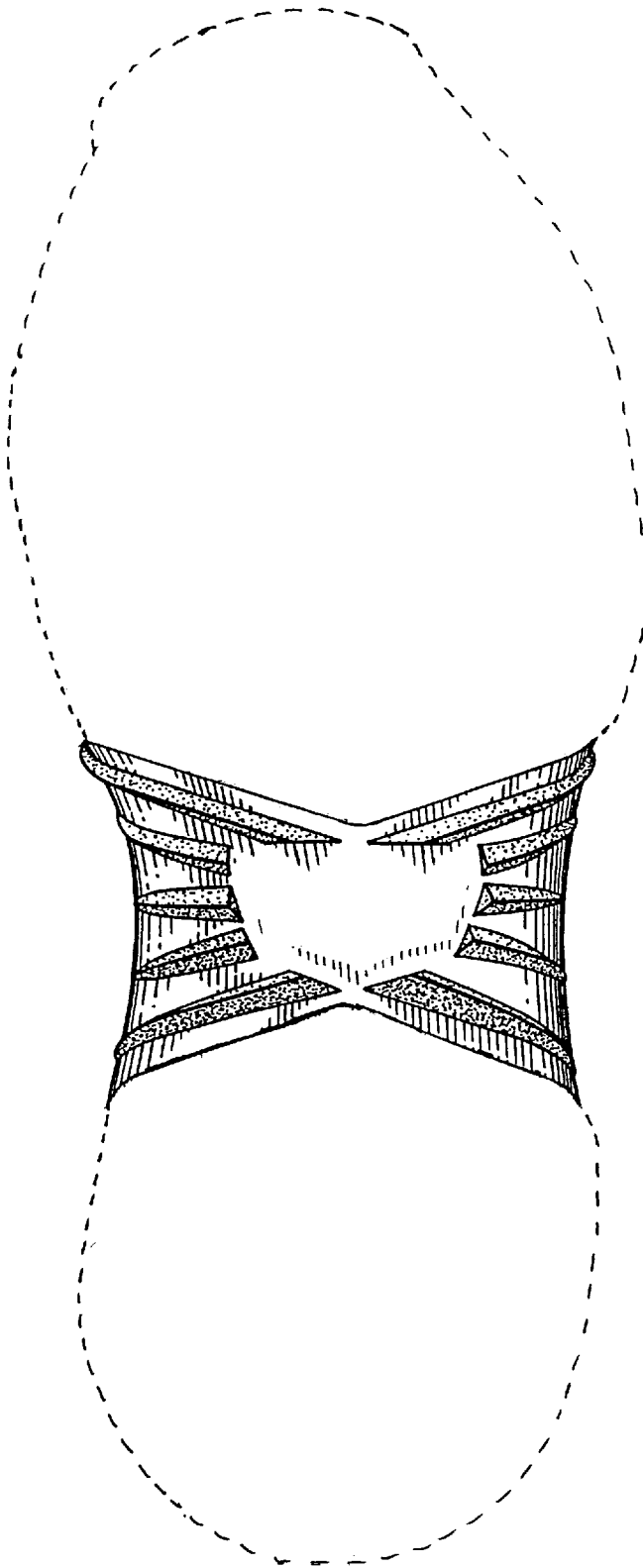


FIG. 1

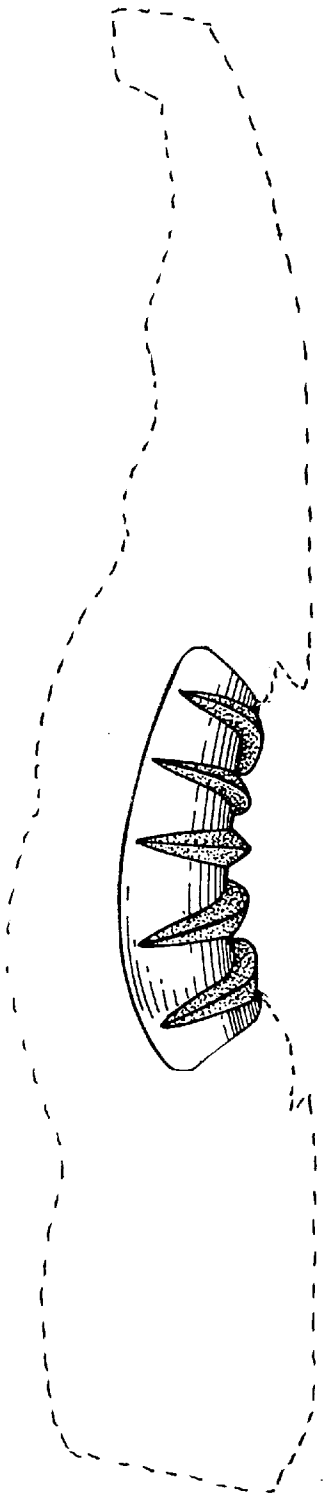


FIG. 2

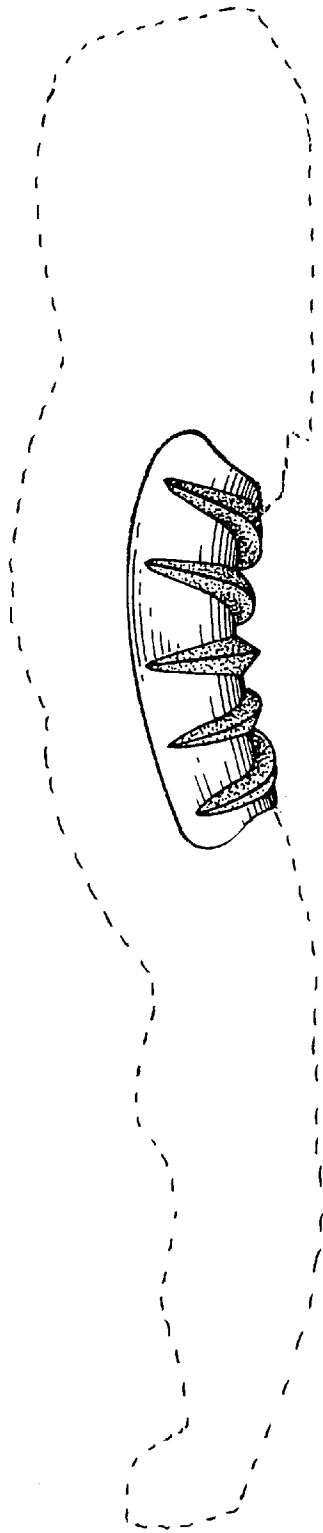


FIG. 3