



US00D863133S

(12) **United States Design Patent** (10) **Patent No.:** **US D863,133 S**
Woodhouse et al. (45) **Date of Patent:** **** Oct. 15, 2019**

(54) **VEHICLE FRONT LOWER GRILLE**

D771,533 S * 11/2016 Kapitonov D12/169
D771,534 S * 11/2016 Bucher D12/169
D806,616 S * 1/2018 Granlund D12/163
D831,546 S * 10/2018 Granlund D12/163
D837,700 S * 1/2019 Gueler D12/163
D838,637 S * 1/2019 Nakagawa D12/169

(71) Applicant: **Ford Global Technologies, LLC**,
Dearborn, MI (US)

(72) Inventors: **David Woodhouse**, Troy, MI (US);
Earl C. Lucas, Southfield, MI (US);
Shawn Wehrly, Northville, MI (US);
Keith Rogman, Fenton, MI (US);
Johnathan S. Ouyang, Ann Arbor, MI
(US)

(73) Assignee: **Ford Global Technologies, LLC**,
Dearborn, MI (US)

(**) Term: **15 Years**

(21) Appl. No.: **29/624,233**

(22) Filed: **Oct. 31, 2017**

(51) **LOC (12) Cl.** **12-16**

(52) **U.S. Cl.**
USPC **D12/163**

(58) **Field of Classification Search**
USPC D12/86, 90-92, 98, 163, 169, 171, 196,
D12/216
CPC ... B60R 19/50; B60R 19/52; B60R 2019/525;
B60K 11/08; B60K 11/085; B62D 25/08;
B62D 25/084
See application file for complete search history.

(56) **References Cited**

U.S. PATENT DOCUMENTS

D727,221 S * 4/2015 Rugar D12/163
D740,184 S * 10/2015 Blanski D12/163

OTHER PUBLICATIONS

<https://www.lincoln.com/luxury-crossovers/mkc/gallery/> Mar. 4, 2019
(Year: 2019).*

* cited by examiner

Primary Examiner — Leanne Was-Englehart

(74) *Attorney, Agent, or Firm* — Vichit Chea

(57) **CLAIM**

The ornamental design for a vehicle front lower grille, as shown and described.


DESCRIPTION

FIG. 1 is a top, front, and left side perspective view of a vehicle front lower grille, showing our new design;
FIG. 2 is a bottom, front, and left side perspective view thereof;
FIG. 3 is a top, rear, and left side perspective view thereof;
FIG. 4 is a front elevational view thereof;
FIG. 5 is a rear elevational view thereof;
FIG. 6 is a left side elevational view thereof;
FIG. 7 is a right side elevational view thereof;
FIG. 8 is a top plan view thereof; and,
FIG. 9 is a bottom plan view thereof.

1 Claim, 9 Drawing Sheets



FIG. 1



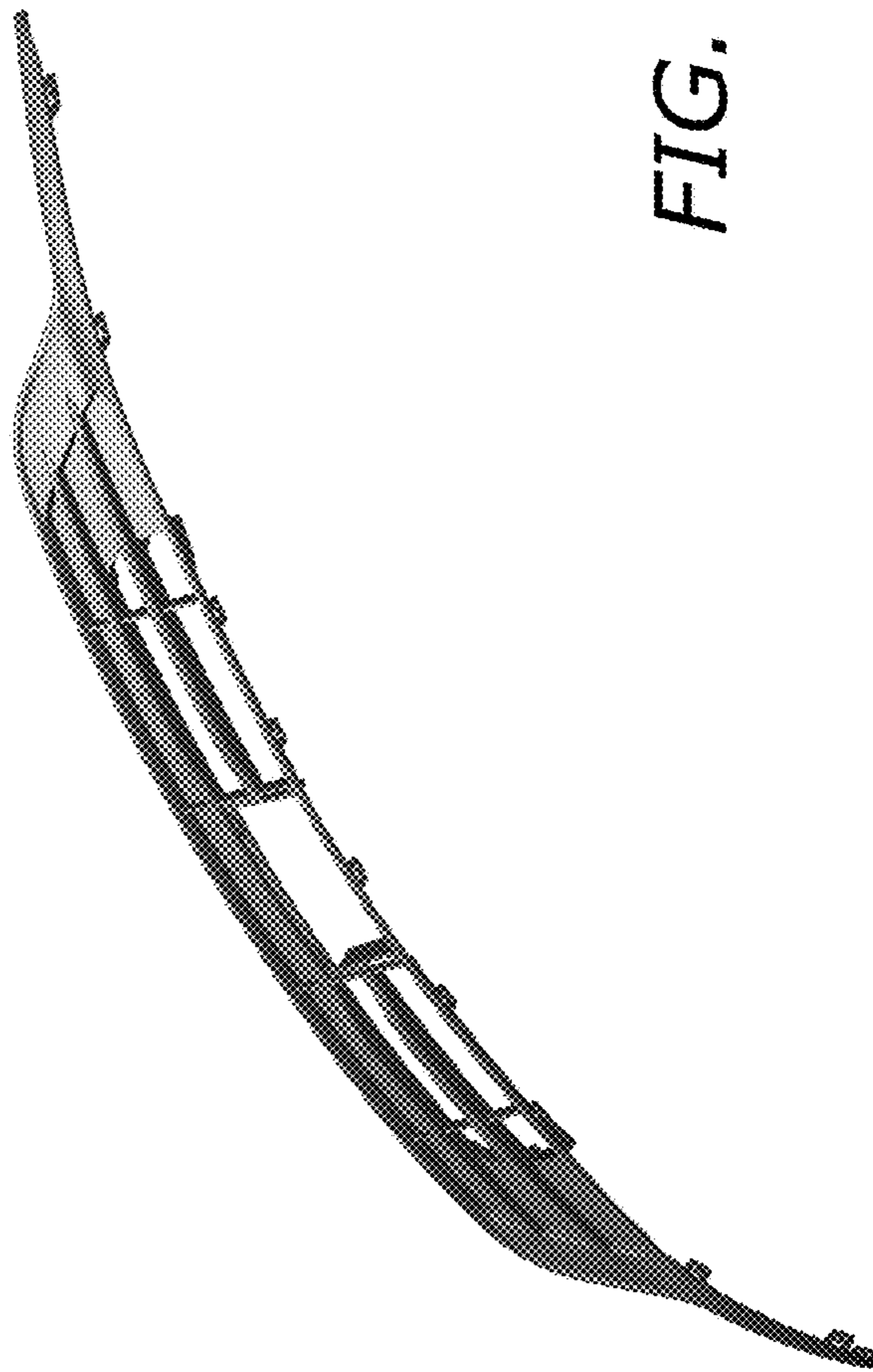


FIG. 2




FIG. 3




FIG. 4




FIG. 5




FIG. 6




FIG. 7

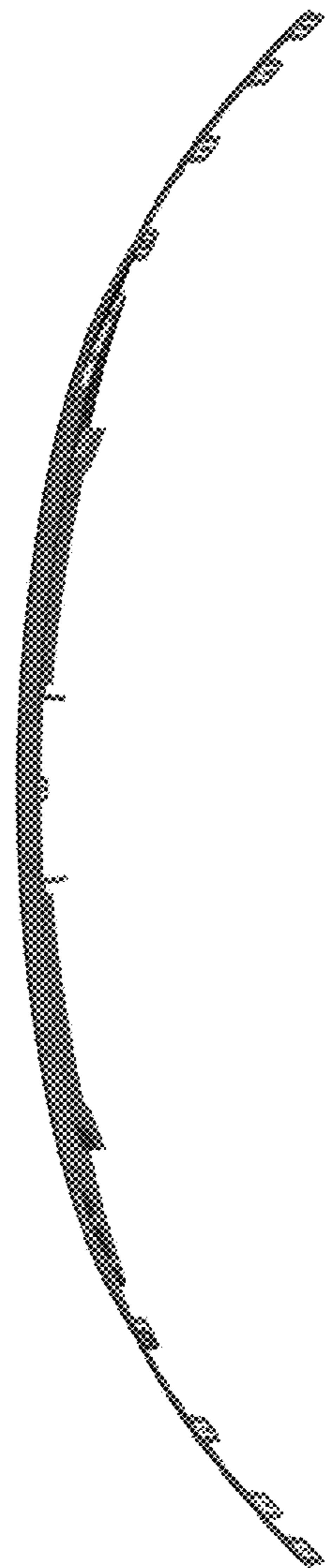


FIG. 8

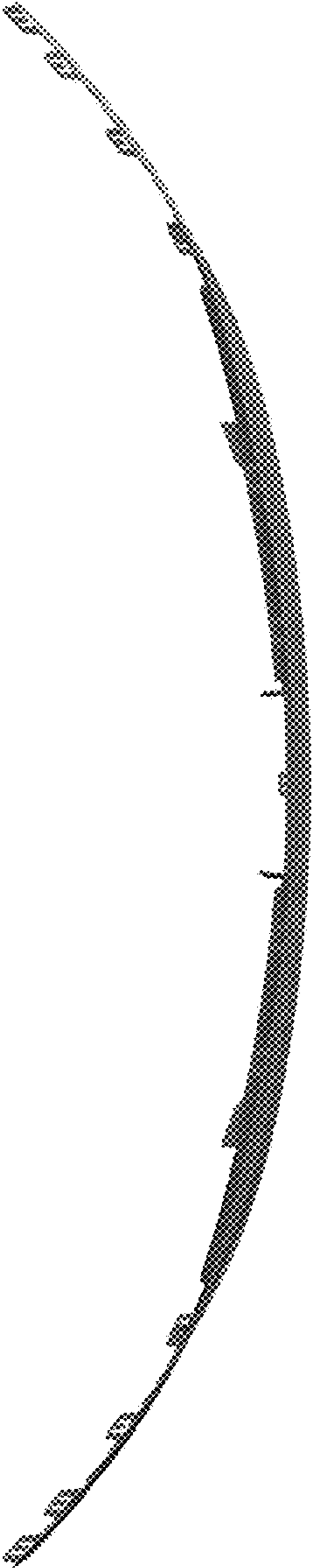


FIG. 9